

Buy Now

Discover more ebooks! Visit our website:
fordshopmanual.com



1964/72 FORD TRUCK

FINAL ISSUE Master Parts and Accessory CATALOG Form FP 7636-A & B

DEMO

This DEMO contains only a few pages of the entire manual/product.

Not all Bookmarks work on the Demo, but they do on the full version.

Features:

- Searchable text
- Printable pages
- Bookmarked for easy navigation
- High Resolution images
- Zoom to see exact details
- Money back Guarantee
- Transfer to USB flash drive support


Covers models:

Econoline Cargo Van
Econoline Club Wagon
Econoline Super Van
Falcon Station Bus
Falcon Club Wagon
Falcon Deluxe Wagon

Hi-Tilt Cab
Highway Tractor Tilt Cab
Parcel Delivery Van
Tilt-Cab Custom
Platform
Rack

Pickup
Chateau Wagon
Regular Van
Display Van
Standard Bus
Window Van

...and other models.



5236

Supersedes All Previous Issues, Changes and Revisions

January, 1975


FINAL ISSUE

Copyright © 2007, Forel Publishing Company, LLC, Woodbridge, Virginia

All Rights Reserved. No part of this book may be used or reproduced in any manner whatsoever without written permission of Forel Publishing Company, LLC. For information write to Forel Publishing Company, LLC, 3999 Peregrine Ridge Ct., Woodbridge, VA 22192

1964/72 Ford Truck Master Parts and Accessory Manual
(Form FP 7636-A & B)
ISBN: 1-60371-003-5
EAN: 978-1-60371-003-9

Forel Publishing Company, LLC
3999 Peregrine Ridge Ct.
Woodbridge, VA 22192



This publication contains material that is reproduced and distributed under a license from Ford Motor Company. No further reproduction or distribution of the Ford Motor Company material is allowed without the express written permission of Ford Motor Company.

Disclaimer

Although every effort was made to ensure the accuracy of this book, no representations or warranties of any kind are made concerning the accuracy, completeness or suitability of the information, either expressed or implied. As a result, the information contained within this book should be used as general information only. The author and Forel Publishing Company, LLC shall have neither liability nor responsibility to any person or entity with respect to any loss or damage caused, or alleged to be caused, directly or indirectly by the information contained in this book. Further, the publisher and author are not engaged in rendering legal or other professional services. If legal, mechanical, electrical, or other expert assistance is required, the services of a competent professional should be sought.

MASTER PARTS AND ACCESSORIES CATALOG

FORM AP7636-A (TEXT ONLY)
FORD MARKETING CORPORATION

INDEX

	Page
Abbreviations	23,24
Attaching Parts (Nuts, Bolts, etc.)	11
Diesel Engine Models	10
D.S.O.	22
F.S.O.	22
Formats	9
General Instructions	2
How to Use This Catalog	2
How to Order Parts	22
Liquid Measure	11
L. P. O.	22
Locator Codes	11
Metric to Inches Conversion Chart	25,26
Model Codes	9
Model Year Application	9
Parts Identification	11
R.H. and L.H. Parts	3
Soft Trim	11
Symbols Used Regularly in Catalog	9
Truck Specification List (T.S.L.)	12 thru 21
FORD PART NUMBERING SYSTEM	
Motorcraft Sales Part Numbers	9
Body Parts Group Numbering System	4
Explanation of the Ford Part Numbering System	3
Ford Basic Part Numbering	6 thru 8
Group Numbers and Related Catalog Sections	5
Part Name Index	4
HOW TO ORDER PARTS	
Bendix Westinghouse Air Brake Parts	22
Diesel Engine Parts	22
Ford Parts	22
Heavy Truck Power Steering	22
Industrial Engine and Power Unit Parts	22
RATING or WARRANTY PLATE and CERTIFICATION LABEL	
Assembly Plant Codes	37
Auxiliary Transmission Codes	75
Body Type Codes	59 thru 65
Body Type Descriptions	66
Body Type Illustrations	67 thru 74
Certified Net Horsepower	82
Color Codes (Exterior Paint)	40
Color Codes (Interior Paint) - Canada Only	40
Diagrams and Instructions	27 thru 32
District Codes	82
Drive Codes - Canada Only	81
Engine Codes	35,36
Front Axle Codes	78 thru 80
Gross Vehicle Weight	81
Main Transmission Codes	75, 76
Make Codes - Canada Only	58
Model Codes	40 thru 58
Numerical Sequence of Assembly by Series No.	38,39
Numerical Sequence of Assembly by Truck Serial	37
Rear Axle Ratio Codes and Identification Numbers	77
R. P. M.	82
Serial Number	37 thru 39
Series Codes	33,34
Transmission Identification Numbers and Speeds - Canada Only	77
Trim Codes	58
Vehicle Identification Number	32
Wheelbase	39,40

GENERAL INSTRUCTIONS

This Ford Truck Master Parts Catalog contains replacement parts and accessories information for Ford Trucks including the Econoline, the Falcon Station Bus, Falcon Club Wagon and Falcon Deluxe Club Wagon for model years 1964 through 1972 for U.S. vehicles and for model years 1965 through 1972 for Canadian vehicles. Unique Canadian part numbers and application have been identified by symbol ♦ and footnoted. Unique U. S. part numbers and application have been identified by symbol ☆ and footnoted. This "text" catalog is to be used in conjunction with Illustration Catalog Form FP-7636-B. For 1964 Canadian vehicles refer to Form PA 761-61A or B (1961/64 Canadian Truck Catalog). Refer to the Index on page 1 for a listing of the various items appearing in the General Information Section.

HOW TO USE THIS CATALOG

There are four ways of finding part numbers:

1. By Part Name.
2. By Illustration.
3. By Identification Number (Refer to page 11).
4. By Truck Specification List (T.S.L.) information (Refer to pages 12 thru 21 for complete instructions.)

Should an inquiry be received for a radiator grille for a 1967 F500 model:

BY PART NAME -

- A. Refer to the Chassis Parts Alphabetical Index.
- B. Refer to the alphabetical nomenclature and find the part name Grille (radiator). The group number listed is 8200.
- C. Refer to group number 8200 and locate 1967 in the "YEAR" column. Find F500 in the "MODEL" column.
- D. The part numbers shown are C7TZ 8200-H (Bright finish) and C7TZ 8200-G (Painted).

BY ILLUSTRATION -

- A. Refer to the Illustration Catalog (form FP-7636-B) to the divider marked "COOLING, GRILLE".
- B. Refer to Index immediately behind the divider and find the illustration titles for the F-T Series.
- C. Under the heading "RADIATOR GRILLE and RELATED PARTS" find the "Grille" illustration for the 1967 F500/750.
- D. Refer to the illustration designated (on page 5 of Illustration Section 82) and find the group number for the grille to be 8200.
- E. Refer to group number 8200 in this Text catalog and locate 1967 in the "YEAR" column. Find F500 in the "MODEL" column.
- F. The part numbers shown are C7TZ 8200-H (Bright finish) and C7TZ 8200-G (Painted).

BY IDENTIFICATION NUMBER -

Refer to page 11.

BY TRUCK SPECIFICATION LIST (T.S.L.) -

Refer to pages 12 thru 21.

FORD TRUCK PARTS

GENERAL INFORMATION

3

R.H. and L.H. PARTS

The driver's side is the left hand side of the vehicle and determines whether such parts as fenders, lamps, etc. are right or left hand.

Most Right Hand and Left Hand parts are listed in the manner shown in the following examples.

The model application pertaining to the Right Hand part also pertains to the Left Hand part

EXAMPLE 1 - Right Hand and Left Hand on separate lines with single application

YEAR	MODEL	DESCRIPTION	QTY.	PART NUMBER
16450-1 BOARD - RUNNING				
70/	L-LT800/900 (Gas)-w/25 gal. fuel tank	R.H.	1	DOHZ 16450-A
		L.H.	1	DOHZ 16451-A

EXAMPLE 2 - Right Hand and Left Hand on separate lines with multiple application

GROUP NUMBER	YEAR	BODY TYPE	DESCRIPTION	PART NUMBER	QTY.
431A78-9 LINK - TAIL GATE LATCH RELEASE					
	64/66	F100/250-114", 115", 128", 129" W/B (99)	R.H.	C4TZ 99431A78-A	1
	67/	F100/250 (99)	L.H.	C4TZ 99431A79-A	1

EXAMPLE 3 - Right Hand and Left Hand in adjacent columns

GROUP NUMBER	YEAR	BODY TYPE	DESCRIPTION	PART NUMBER		QTY.
				RIGHT HAND	LEFT HAND	
44400-1 SUPPORT ASSY. - TAIL GATE						
	64/67	E100 (87)		C2UZ 8744400-A	C2UZ 8744401-A	1

EXAMPLE 4 - Right Hand and Left Hand implied by quantity

YEAR	MODEL	DESCRIPTION	QTY.	PART NUMBER
16458 SUPPORT ASSY. - RUNNING BOARD - FRONT				
70/	L-LN-LNT-LT800/900 (Diesel)		2	DOHZ 16458-A
70/	L-LN-LNT-LT800/900 (Gas)		4	

EXPLANATION OF THE FORD PART NUMBERING SYSTEM

For greater convenience this catalog is divided into specific sections; such as brakes, front axle, engine, transmission, etc. For example, FRONT AXLE appears in Section 30, STEERING in Section 35, REAR AXLE in Section 40, etc. The applicable exploded illustrations are contained in separate sections which are related to the text section numbers. For example, FRONT AXLE illustrations appear in Illustration Section 30, of the "Illustration" Catalog, Form FP 7636-B.

The part number groups and the section numbers under which each is listed, are shown on Page 6 of the General Information Section.

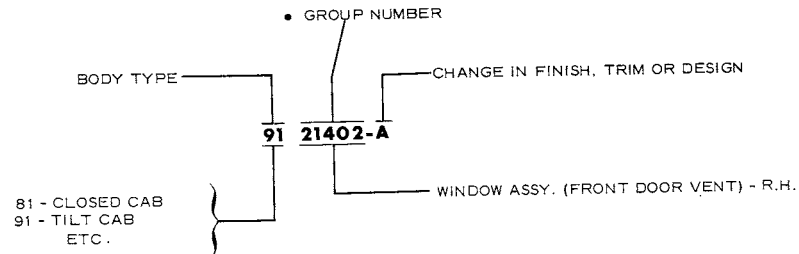
The part number groups shown on Page 6 have been expanded as shown in the charts of Pages 7, 8 and 9 to provide for additional groups to accommodate new lines. In numerical listings, expanded numbers will be considered to follow the same sequence as the regular group numbers from which they are expanded and are arranged in catalogs as follows:

2140
2A140
2141
2A141

Illustrations contain group numbers only, therefore, it is necessary to refer to the group within this "text" Catalog for complete applicable part number.

BODY PARTS GROUP NUMBERING SYSTEM

FOLLOWING IS A DIAGRAM OF THE BODY PARTS GROUP NUMBERING SYSTEM



- These five digits comprise the Body Group Numbers used throughout each body parts section. A complete group index of body parts has been included at the end of the Alphabetical Index.

PART NAME INDEX

The Part Name Index is provided as a separate Alphabetical Index Section which follows this General Information Section. The Alphabetical Index Section is divided into three (3) major groups - Chassis, Body and Soft Trim.

GROUP NUMBERS and RELATED CATALOG SECTIONS

Following is an index of the basic group numbers and their related catalog section. A more detailed listing of the basic group numbers, related expansion numbers and functional areas is shown on the next three pages.

BASIC GROUP NUMBER	CATALOG SECTION NO.	BASIC GROUP NUMBER	CATALOG SECTION NO.	BASIC GROUP NUMBER	CATALOG SECTION NO.	BASIC GROUP NUMBER	BODY SECTION NO.
CHASSIS PARTS		CHASSIS PARTS		CHASSIS PARTS		CHASSIS PARTS	
Miscellaneous	Paint	5000 - 5006	50	8000 - 8299	80	13000 - 13399	130
1000 - 1099	10	5007 - 5199	50.1	8300 - 8499	83	13400 - 13999	134
1100 - 1126	11	5200 - 5299	52, 52.1	8500 - 8599	85		
1130 - 1249	12	5300 - 5499	53	8600 - 8999	86, 86.1	14000 - 14399	140
1386 - 1999	14	5500 - 5699	55			14400 - 14499	144
		5700 - 5799	57			14500 - 15999	145
2000 - 2099	20, 20.1	6000 - 6999	60 thru 60.8	9000 - 9099	90		
2100 - 2199	21	Caterpillar Diesel	60.13 & 60.14	9100 - 9199	91	16000 - 16599	160
2200 - 2299	22, 22.1, 22.2	Cummins Diesel	60.10, 60.11 & 60.16	9200 - 9299	92	16600 - 16999	166
2300 - 2399	23, 23.1	Dagenham & Dorset Diesel	60.9 & 60.15	9300 - 9399	93		
2400 - 2599	24	Detroit Diesel	60.12	9400 - 9499	94	17000 - 17399	170
2600 - 2799	26					SPEEDOMETER	
2800 - 2999	28					GEAR CHART	172 thru 172.2
3000 - 3199	30,30.1 & up	MANUAL TRANSMISSION IDENTIFICATION	70	CARBURETOR IDENTIFICATION	95	17400 - 17999	174
3200 - 3499	32			9500 - 9599	95		
3500 - 3599	35, 35.1, 35.2	MANUAL TRANSMISSION PARTS LISTS	70.1 & Up	CARBURETOR PARTS LISTS	95.1 & Up	18000 - 18199	180
3600 - 3699	36,36.1,36.2					18200 - 19999	182
3700 - 3999	37	MANUAL TRANSMISSION KIT PARTS LISTS	70A	CARBURETOR KIT PARTS LISTS	95A		
REAR AXLE IDENTIFICATION	40 thru 40.3	7000 - 7299	71, 72, 72.1 & Up	9600 - 9699	96	ALL BODY PARTS	Body Index
REAR AXLE MAJOR ASSEMBLIES	40.4	7300 - 7499	73	9700 - 9999	97	00000 - 02999	000
REAR AXLE PARTS LIST	40A	7500 - 7599	75			03000 - 09999	030
		7600 - 7999	76	10000 - 10299	100	10000 - 19999	100
				10300 - 10599	103, 103.1 & Up	20000 - 26999	200
		AUTOMATIC TRANSMISSION IDENTIFICATION	A70	10600 - 10999	106	27000 - 39999	270
		C/M - 1964/	A70.2			40000 - 49999	400
		C/4 - 1964/	A70.3	11000 - 11299	110, 110.1 & Up	50000 - 59999	500
		C6 - 1968/	A70.4	11300 - 11999	113	60000 - 69999	600
4000 - 4199	41	TRANSMATIC TRANSMISSION IDENTIFICATION	T70			00000 - 69999	Soft Trim
4200 - 4299	42			12000 - 12999	120, 120.1 & Up	(AS APPLICABLE)	(By Model Year)
4300 - 4599	43					VENDOR CROSS REFERENCE	CROSS REFERENCE
4600 - 4605	46 thru 46.13, 46A & 46B						
4606 - 4799	47	7000 - 7100	T70				
4800 - 4999	48 thru 48.6	7200 - 7499	T72				
		7500 - 7999	T75				

FORD BASIC PART NUMBERING SYSTEM
CHASSIS, ENGINE and ELECTRICAL BASIC NUMBER SERIES

BASIC PART NO. SERIES	BASIC SERIES EXPANSION	PARTS WHICH QUALIFY BY FUNCTIONAL AREA	BASIC PART NO. SERIES	BASIC SERIES EXPANSION	PARTS WHICH QUALIFY BY FUNCTIONAL AREA
1000-1250 1251-1349 1350-1499 1500-1724 1725-1999 2000-2874 2875-2999 3000-3499 3500-3776 3777-3999 4000-4999	1A000-1A250 1A251-1A349 1A350-1A499 1A500-1A724 1A725-1A999 2A000-2A874 2A875-2A999 3A000-3A499 3A500-3A776 3A777-3A999 4A000-4A999	Wheels, hubs, and drums Open numbers Spare wheel carrier Tires and tubes Open numbers Brakes Air compressor Front axles and front suspensions Steering gear and steering wheel Open numbers Rear axle and driveshaft and coupling shaft Frame and brackets Muffler, exhaust pipes, and brackets	13000-13299 13000-13399 13400-13699 13700-13799 13800-13949 13950-13999 14000-14689 14690-14724 14725-14999 15000-15074 15075-15114 15115-15199	13A000-13A299 13A300-13A399 13A400-13A699 13A700-13A799 13A800-13A949 13A950-13A999 14A000-14A689 14A690-14A724 14A725-14A999 15A000-15A074 15A075-15A114 15A115-15A199	Headlamps & parking lamps Turn signal License, tail, and stop lamps Courtesy, dome and instrument lamps and switches Horn Open numbers Wiring and circuit breakers, terminals and connectors, window regulator, fuse panel Seat regulator (electrical) Junction boxes and electric conduit Clocks & cigar lighter Lamp assy. - cluster *
5300-5350 5351-5416 5417-5454 5455-5481 5482-5499 5500-5515 5516-5999 6000-6899 6900-6944 6945-6999 7000-7999 8000-8499 8500-8599 8600-8669 8670-8999	5A300-5A350 5A351-5A416 5A417-5A454 5A455-5A481 5A482-5A499 5A500-5A515 5A516-5A999 6A000-6A899 6A900-6A944 6A945-6A999 7A000-7A999 8A000-8A499 8A500-8A599 8A600-8A669 8A670-8A999	Front springs Sub-frame (for cab mounting) Open numbers Front springs-clips, studs, and bushings Stabilizer and attaching parts Front spring covers Rear springs and attaching parts Engine and mounts * Eng. installation & dress-up kits Transmission and clutch Radiator and grille parts Water pumps Fan and brackets Open numbers	15200-15399 15400-15489 15490-15579 15580-15599 15600-15649 15650-15655 15656-15699 15700-15724 15725-15759 15760-15799 15800-15849 15850-15874 15875-15899	15A200-15A399 15A400-15A489 15A490-15A579 15A580-15A599 15A600-15A649 15A650-15A655 15A656-15A699 15A700-15A724 15A725-15A759 15A760-15A799 15A800-15A849 15A850-15A874 15A875-15A899	Road & spotlamps Lamp assy. - marker Lamp assy. back up & utility Lamp assy. - Police flasher * Map lamp Top control Engine compartment lamp Commercial pump motors Note: Not used Passenger Car, Truck & Industrial Engines Open numbers Lamp assy. - transmission control selector indicator Parking brake signal Open numbers
9000-9423 9000-9269 9424-9499 9500-9699 9700-9899 9900-9999 10000-10399 10400-10499 10500-10649 10650-10837 10838-10999 11000-11529 11530-11568 11569-11619	9A000-9A423 9A000-9A269 9A424-9A499 9A500-9A699 9A700-9A899 9A900-9A999 10A000-10A399 10A400-10A499 10A500-10A649 10A650-10A837 10A838-10A999 11A000-11A529 11A530-11A568 11A569-11A619	Fuel tank, gauges, pumps & lines Fuel tank, gauges, pumps & lines Manifold, clamps, thermostats etc. Carburetors & air cleaners Thermostatic choke, acc. spark & throttle control rods * Generators & alternators Open numbers Generator regulator Batteries & ammeters Instrument cluster & controls Starting motor & starter switch Open numbers Ignition switch	15900-15999 16000-16299 16300-16449 16450-16549 16550-16579 16580-16599 16600-16999 17000-17149 17150-17249 17250-17384 17385-17399 17400-17674 17675-17748 17749-17999	15A900-15A999 16A000-16A299 16A300-16A449 16A450-16A549 16A550-16A579 16A580-16A599 16A600-16A999 17A000-17A149 17A150-17A249 17A250-17A384 17A385-17A399 17A400-17A674 17A675-17A748 17A749-17A999	* Front fender, aprons & shields Rear fenders Running boards and brackets Splash shields Open numbers Hood, brackets and controls Tools Open numbers Speedometer and tachometer Open numbers Wipers and washers Rear view mirrors Front and rear bumpers and stone deflectors
11620-11644 11645-11688 11689-11999 12000-12427 12428-12449 12450-12499 12500-12999	11A620-11A644 11A645-11A688 11A689-11A999 12A000-12A427 12A428-12A449 12A450-12A499 12A500-12A999	Open numbers Lighting switch Open numbers Coil, distributor & spark plugs Open numbers Engine governor Open numbers	18000-18199 18200-18241 18242-18699 18700-18799 18800-19499 19500-19549 19550-19999	18A000-18A199 18A200-18A241 18A242-18A699 18A700-18A799 18A800-19A499 19A500-19A549 19A550-19A999	Shock absorbers * Heaters Air brakes Radio Miscellaneous Accessories Air conditioners

* This series has become inactive and parts qualifying will be identified with part numbers from a more appropriate series.

BODY BASIC NUMBERS and CORRESPONDING FUNCTIONS

BASIC PART NO. SERIES	BASIC SERIES EXPANSION	PARTS WHICH QUALIFY BY FUNCTIONAL AREA	BASIC PART NO. SERIES	BASIC SERIES EXPANSION	PARTS WHICH QUALIFY BY FUNCTIONAL AREA
00000-00099	000A00-000A99	Body assy. & trim sets	25900-25999	259A00-259A99	Open
00100-00399	001A00-003A99	Front end assembly	26000-26199	260A00-261A99	Rear door reinforcement
01400-01499	014A00-014A99	Ventilating ducts & valves	26200-26399	262A00-263A99	Door glass frame
01500-01599	015A00-015A99	Brake pedal support	26400-26699	264A00-266A99	Door latch & handles
01600-01799	016A00-017A99	Dash assembly	26700-26799	267A00-267A99	Open
01800-01999	018A00-019A99	Ventilating ducts & valves	26800-26899	268A00-268A99	Door hinge
02000-02699	020A00-026A99	Cowl & front body pillar	26900-26999	269A00-269A99	Open
02700-02899	027A00-028A99	Open	27000-27299	270A00-272A99	Door check & regulator
02900-02999	029A00-029A99	Body front tie bow braces, etc.	27300-27399	273A00-273A99	Door regulator vacuum lift
03000-03999	030A00-039A99	Windshield assembly	27400-27699	274A00-276A99	Door trim
04000-04249	040A00-042A99	Visor assembly	27700-28099	277A00-280A99	Quarter & quarter panel assy.
04250-04399	042A50-043A99	Instrument panel assy.	28100-28399	281A00-283A99	Quarter latch pillar
04400-04599	044A00-045A99	Panel assy. -instr. panel details	28400-28499	284A00-284A99	Open
04600-04799	046A00-047A99	Instrument panel cigar lighter cover and console details	28500-28699	285A00-286A99	Quarter header & frame
			28700-28799	287A00-287A99	Rack assy.
04800-04899	048A00-048A99	Ash receptacle assy.	28800-28999	288A00-289A99	Open
04900-05999	049A00-059A99	Open	29000-29199	290A00-291A99	Quarter window mldg.
06000-06199	060A00-061A99	Glove compt. assy.	29200-29599	292A00-295A99	Quarter window garnish
06200-09999	062A00-099A99	Open	29600-29999	296A00-299A99	Quarter window, glass & channel
10000-10999	100A00-109A99	Floor side & cross members	30000-30199	300A00-301A99	Quarter glass run & regulator
11000-11099	110A00-110A99	Underbody assy.	30200-30299	302A00-302A99	Quarter vent. window
11100-11499	111A00-114A99	Floor pan assy, silencers & pads	30300-30699	303A00-306A99	Qtr. window regulator & frame
11500-11799	115A00-117A99	Floor board assy.	30700-30799	307A00-307A99	Quarter ash receptacle
11800-11999	118A00-119A99	Open	30800-30999	308A00-309A99	Open
12000-12099	120A00-120A99	Floor board riser	31000-31499	310A00-314A99	Quarter trim assy. & assist loop
12100-12299	121A00-122A99	Floor trans. cover dust sealer	31500-31599	315A00-315A99	Open
12300-12599	123A00-125A99	Open	31600-31899	316A00-318A99	Qtr. arm rest assy.
12600-12699	126A00-126A99	Floor skid strip	31900-31999	319A00-319A99	Quarter panel spare wheel compt.
12700-12999	127A00-129A99	Open	32000-32199	320A00-321A99	Open
13000-13199	130A00-131A99	Floor mat & carpet	32200-32399	322A00-323A99	Side slats- supports-pads
13200-13299	132A00-132A99	Floor scuff plate			
13300-13499	133A00-134A99	Open	32400-32499	324A00-324A99	Quarter folding compt. -pkg.
13500-13599	135A00-135A99	Utility tray	32500-39999	325A00-399A99	Open
13600-13799	136A00-137A99	Open	40000-40199	400A00-401A99	Back door & luggage compartment
14000-14199	140A00-141A99	Member assy, body side frt. & rr.	40200-40399	402A00-403A99	Tail gate & back panel assy.
14200-14299	142A00-142A99	Sill assy. -floor pan cross front	40400-40499	404A00-404A99	Lift gate
14300-19999	143A00-199A99	Open	40500-40599	405A00-405A99	Open
20000-20799	200A00-207A99	Stripe kits & body parts	40600-40699	406A00-406A99	Luggage compt. door panel
20800-21099	208A00-210A99	Front door mldg.	40700-40799	407A00-407A99	Tail gate panel assy.
21100-21299	211A00-212A99	Front door frame	40800-40999	408A00-409A99	Back door & tail gate frame assy.
21300-21399	213A00-213A99	Open	41000-41099	410A00-410A99	Back door pillar fillers
21400-22399	214A00-223A99	Front door glass, lock & frame	41100-41199	411A00-411A99	Open
22400-22499	224A00-224A99	Front door handles	41200-41299	412A00-412A99	Deck pillar group
22500-22599	225A00-225A99	Open	41300-41399	413A00-413A99	Luggage compt. & lift gate door header
22600-22699	226A00-226A99	Front door inside handle & parts			
22700-22799	227A00-227A99	Open	41400-41599	414A00-415A99	Open
22800-22899	228A00-228A99	Front door hinge	41600-41699	416A00-416A99	Tail gate framing
22900-22999	229A00-229A99	Front door ventilating window	41700-41899	417A00-418A99	Back belt rail
23000-23399	230A00-233A99	Front door dovetail & regulator	41900-41999	419A00-419A99	Back door glass & framing
23100-23499	231A00-234A99	Front door & window regulators	42000-42299	420A00-422A99	Back window glass & frame assy.
23500-23499	234A00-235A99	Front door check parts	42300-42499	423A00-424A99	Back window garnish moulding
23600-23699	236A00-236A99	Open	42500-42599	425A00-425A99	Back door finish strip-mouldings
23700-24199	237A00-241A99	Front door trim & arm rest	42600-42699	426A00-426A99	Tail gate cross finish strip
24200-24299	242A00-242A99	Hydraulic window operating	42700-42899	427A00-428A99	Luggage compt. hinge assy. - lamp assy.
24300-24599	243A00-245A99	Center pillar assy.			
24600-24999	246A00-249A99	Door assys. & panels	42900-42999	429A00-429A99	Back door hinge & reinf. assy.
25000-25099	250A00-250A99	Door frame & pillar assy.	43000-43099	430A00-430A99	Tail gate hinge assy.
25100-25399	251A00-253A99	Door header & bottom	43100-43199	431A00-431A99	Back door & tail gate lock
25400-25899	254A00-258A99	Door glass & garnish mldg.	43200-43399	432A00-433A99	Luggage compt. lock assy.

BODY BASIC NUMBERS and CORRESPONDING FUNCTIONS - continued

BASIC PART NO. SERIES	BASIC SERIES EXPANSION	PARTS WHICH QUALIFY BY FUNCTIONAL AREA	BASIC PART NO. SERIES	BASIC SERIES EXPANSION	PARTS WHICH QUALIFY BY FUNCTIONAL AREA
43400-43499	434A00-434A99	Back door handle assembly	55000-55199	550A00-551A99	Top luggage carrier
43500-43699	435A00-436A99	Luggage comp. locking handle	55200-55999	552A00-559A99	Open
43700-43899	437A00-438A99	Back door & lugg. compt. w/strip	60000-60024	600A00-600A24	Front seat complete-less trim
43900-43999	439A00-439A99	Tail gate bumper & dowel	60025-60049	600A25-600A49	Rear seat assy. -opera seat assy.
44000-44099	440A00-440A99	Back window regulator assy.	60050-60099	600A50-600A99	Front & rear seat assy.
44100-44199	441A00-441A99	Back door check assy.	60100-60124	601A00-601A24	Driver's seat adjustment
44200-44299	442A00-442A99	Luggage compt. lid support	60125-60199	601A25-601A99	Rear & deck seat-back assy.
44300-44399	443A00-443A99	Open	60200-60299	602A00-602A99	Driver's seat back assy. comp.
44400-44599	444A00-445A99	Tail gate support	60300-60499	603A00-604A99	Front seat cushion frame assy.
44600-44699	446A00-446A99	Back reinforcement brackets	60500-60799	605A00-607A99	Rear, aux. & opera cushion framing
44700-44799	447A00-447A99	Back door reinf.	60800-61299	608A00-612A99	Front seat cushion & back frame
44800-45099	448A00-450A99	L/compt. opening & tail gate reinf.	61300-61399	613A00-613A99	Rear seat back frame
45100-45199	451A00-451A99	Luggage compt. drain trough	61400-61499	614A00-614A99	Rear seat side pillar-front seat side board
45200-45399	452A00-453A99	Back trim & curtain	61500-61599	615A00-615A99	Rear seat side panel
45400-45599	454A00-455A99	Luggage compt. trim			
45600-45699	456A00-456A99	Luggage tool compartment			
45700-45799	457A00-457A99	Luggage comp. partition board	61600-61699	616A00-616A99	Front seat back panel
45800-45899	458A00-458A99	Luggage compt. shelf board	61700-62099	617A00-620A99	Front seat adjusting
45900-45999	459A00-459A99	Luggage compt. lamp assy.	62100-62499	621A00-624A99	Front & rear seat back reinf.
46000-46099	460A00-460A99	Compartment pkg. compartment	62500-62599	625A00-625A99	Driver & passenger seat suppt. - rear seat legs
46100-46199	461A00-461A99	Tool compartment	62600-62799	626A00-627A99	Front seat floor rest toe guard
46200-46299	462A00-462A99	Deck step	62800-62899	628A00-628A99	Front seat back robe cord
46300-46399	463A00-463A99	Back door trim			front seat back ash receptacle
46400-46499	464A00-464A99	Luggage compartment trim	62900-63199	629A00-631A99	Front seat cushion cover-center seat opera seat cushion
46500-46999	465A00-469A99	Package tray	63100-63199	631A00-631A99	Front, center, opera & rear seat cushion springs
47000-47299	470A00-472A99	Spare wheel compartment	63200-63499	632A00-634A99	Seat cushion pad, facing & end pipe
47300-47999	473A00-479A99	Open	63500-63699	635A00-636A99	Cushion button & welt binding
48000-48099	480A00-480A99	Rear rack assy.			
48100-49999	481A00-499A99	Open			
50000-50299	500A00-502A99	Roof & top assy.			
50300-50799	503A00-507A99	Folding top parts			
50800-51299	508A00-512A99	Roof reinforcement retainers	63700-63799	637A00-637A99	Front seat side carpet
51300-51399	513A00-513A99	Roof rail assembly	63800-63899	638A00-638A99	Rear & deck seat cushion cover
51400-51599	514A00-515A99	Top bow assy. & dome lamp-brackets & attaching parts	64000-64099	640A00-640A99	Driver's seat rear cover
51600-51699	516A00-516A99	Roof rib & slats	64200-64399	642A00-643A99	Partition window operating mech.
51700-51799	517A00-517A99	Roof drip & finish moulding	64400-64599	644A00-645A99	Front seat back cushion cover
51800-51899	518A00-518A99	Roof partition	64600-64699	646A00-646A99	Seat back, pad & division frame
51900-52299	519A00-522A99	Roof headlining & support	64700-64899	647A00-647A99	Front & center seat spring & pad
52300-52499	523A00-524A99	Roof binding & cardboard	64800-64999	648A00-649A99	Front, center & opera seat pad, cardboard & cover
52500-52599	525A00-525A99	Top back curtain	65000-65099	650A00-650A99	Front seat back facing
52600-52699	526A00-526A99	Open	65100-65199	651A00-651A99	Front seat back trim rail
52700-52999	527A00-529A99	Top deck & slide quarter	65200-65299	652A00-652A99	Front seat back cushion welt & moulding
53000-53099	530A00-530A99	Top stack-toggle	65300-65399	653A00-653A99	Front seat back wadding
53100-53199	531A00-531A99	Top landau-folding pillar	65400-65499	654A00-654A99	Front seat back misc. trim-hassock assy.
53200-53399	532A00-533A99	Top back curtain & hyd. mech.			
53400-53499	534A00-534A99	Top curtain container	65500-65599	655A00-655A99	Front seat back bellows
53500-53699	535A00-536A99	Top side curtain front & rear	65600-65999	656A00-659A99	Open
53700-53799	537A00-537A99	Top covers, pads and retainers	66000-66099	660A00-660A99	Pedestal seat
53800-53899	538A00-538A99	Quarter curtain	66100-66599	661A00-665A99	Open
53900-54299	539A00-542A99	Folding top & back stay pad	66600-66899	666A00-668A99	Rear & deck seat back cover, pad & spring
54300-54399	543A00-543A99	Roof pads & wadding-silencers	66900-67099	669A00-670A99	Rear seat cardboard & facing
54400-54499	544A00-544A99	Top dust hood & container	67100-67199	671A00-671A99	Rear seat back arm rest cover
54500-54599	545A00-545A99	Open	67200-67299	672A00-672A99	Rear seat arm rest
54600-54799	546A00-547A99	Folding top compt. & w/strip	67300-67599	673A00-675A99	Rear seat silencer & heelboard
54800-54899	548A00-548A99	Top hold down strap			
54900-54999	549A00-549A99	Roof ventilator			

IMPORTANT: AS EACH INDIVIDUAL EXPANSION SERIES BECOMES EXHAUSTED OF NUMBERS, ANOTHER SERIES WILL BE ESTABLISHED BY USE OF THE NEXT ALPHABETICAL EXPANSION LETTER SUCH AS 'B' thru 'Z'.

MOTORCRAFT PART NUMBERS

To facilitate the stocking and handling of those service parts which are assigned both service part numbers and Motorcraft sales part numbers, the Motorcraft sales part numbers are shown in parenthesis immediately following or below the service part numbers.

For example, refer to Section 96, page 10 Group 9601. The service part number for a carburetor air cleaner element used on a 1969 F100 with a manual transmission and 6 cylinder 240 C.I.D. engine is C8TZ 9601-A and the Motorcraft sales part number is FA-52. In the catalog this item is shown as C8TZ 9601-A(FA-52).

SYMBOLS USED REGULARLY in CATALOG

★ Symbol indicates part is not supplied for service due to the following:

- A. Part is superseded and replaced as indicated in the description column of text.
- B. Part can be improvised as indicated in the description column of text.
- C. Due to its function there would be little or no demand.

Always refer to the description column of the text for possible substitution, or for material specifications and dimensions which may be helpful in obtaining the non serviced part locally.

FORMATS

Various formats are used throughout this catalog to coincide with the normal procedure for selecting the affected part numbers. Most areas of the catalog use a format arranged in the order shown below:

Column -

- 1 Model year
- 2 Type of vehicle or equipment within a specific model year
- 3 Description, size, etc.
- 4 Quantity required per vehicle
- 5 Complete part number

Formats peculiar to a particular area of the catalog are generally self explanatory. When necessary, instructions are shown at the beginning of the affected group. For instance, the various charts and parts list method of cataloging in the Carburetor Section are explained on Page 1 of Section 95.

MODEL YEAR APPLICATION

Model year application is indicated by showing the first year followed by a diagonal line to indicate continued usage in all subsequent years until the insertion of the last year of usage, which will then be shown after the diagonal line. If no diagonal line is shown the part is applicable only to the year indicated.

Example:

- 64/ indicates part used 1964 through subsequent models.
- 64/69 indicates part used 1964 through 1969 model years.
- 67 indicates part used 1967 model year only.

MODEL CODES

Truck models are listed throughout this catalog by truck series.
A listing of series codes shown on rating or warranty plates and certification labels is included in this section on pages 33 and 34.

Refer to these pages to determine the series listed in the text of the catalog.

Model application is often consolidated as shown below:

Example:

F100/350 means F100 thru F350 or F100, F250, F350.
and: B-F-N500/600 means B500, B600, F500, F600, N500, N600.

DIESEL ENGINE MODELS

THE FOLLOWING LIST INDICATES THE MERCHANDISED SERIES, THE YEAR RANGE AND THE CORRESPONDING SERIES SHOWN IN THE CATALOG.

SERIES	YEAR	◇ CATALOGED AS	SERIES	YEAR	◇ CATALOGED AS
B6000	67/71	B600 (Diesel)	LT8000	70/	LT800 (Diesel)
B7000	67/	B700 (Diesel)	LT9000	70/	LT900 (Diesel)
C6000	64/	C600 (Diesel)	LTS8000	70/	LTS800 (Diesel)
C7000	64/	C700 (Diesel)	LTS9000	70/	LTS900 (Diesel)
C8000	66/	C800 (Diesel)	N6000	64/69	N600 (Diesel)
F6000	67/	F600 (Diesel)	N7000	64/69	N700 (Diesel)
F7000	67/	F700 (Diesel)	N8000	68/69	N800 (Diesel)
F8000	66/69	F800 (Diesel)	N950-D	64/66	N950 (Diesel)
F950-D	64/69	F950 (Diesel)	N1000-D	64/69	N1000 (Diesel)
F1000-D	64/69	F1000 (Diesel)	N1100-D	64/65	N1100 (Diesel)
F1100-D	64/65	F1100 (Diesel)	NT850-D	64/69	NT850 (Diesel)
H1000-D	64/66	H1000 (Diesel)	NT950-D	64/69	NT950 (Diesel)
HT950-D	64/66	HT950 (Diesel)	P3500	64/	P350 (Diesel)
L8000	70/	L800 (Diesel)	P4000	64/	P400 (Diesel)
L9000	70/	L900 (Diesel)	P5000	64/	P500 (Diesel)
LN6000	70/	LN600 (Diesel)	T8000	66/69	T800 (Diesel)
LN7000	70/	LN700 (Diesel)	T850-D	64/69	T850 (Diesel)
LN8000	70/	LN800 (Diesel)	T950-D	64/69	T950 (Diesel)
LN9000	70/	LN900 (Diesel)	W9000	70/	W900
LNT8000	70/	LNT800 (Diesel)	W1000-D	66/70	W1000
LNT9000	70/	LNT900 (Diesel)	WT1000-D	66/70	WT1000
			WT9000	70/	WT900

◇ The designation (Gas) or (Diesel) will be shown only when necessary to clarify differences in application on similar items for which unique part numbers are required.

For example: unique to Gas -LN900(Gas) not available with Gas -W900
 unique to Diesel -LN900(Diesel) not available with Diesel -F100
 common to Gas and Diesel -LN900

PARTS IDENTIFICATION

To assist in the identification of various parts and major assemblies, identification numbers are shown on the parts themselves or on tags or plates attached to selected major assemblies. Reference to identification numbers is made throughout the catalog, and cross reference charts are provided in some areas to facilitate the selection of the service part number when the identification number is known. It is most important that identification tags and plates be retained with the part or assembly with which they are originally furnished.

SOFT TRIM

Soft Trim parts are arranged in separate sections by model year i.e. 1964, 1965 etc. To determine the complete part number of certain soft trim parts it is necessary to know the "Trim Code" which is shown on the Rating or Warranty Plate (refer to pages 25 thru 30). Instructions for selecting the required soft trim parts are included at the beginning of each Soft Trim Section.

ATTACHING PARTS (NUTS, BOLTS, ETC.) and LOCATOR CODES

Standard and utility hardware, such as bolts, screws, fittings, etc. are listed below the part with which they are used. To simplify the stocking and handling of standard and utility parts by Ford dealers, locator codes are preassigned by Ford Motor Company. The locator codes are shown in parentheses immediately following or below the standard and utility part numbers.

For example, refer to Section 83, Page 1, Group 8302. The part number for the bolt which attaches the brace to the R. H. & L. H. side member is 45741-S7-8 and the locator code is B218. In the catalog this item is shown as 45741-S7-8(B218).

LIQUID MEASURE

Most liquid measures listed in this catalog are in U.S. sizes and certain other liquid measures (unique to Canada) listed in this catalog are in Canadian sizes. The following chart provides an understanding and a translation of U.S. to Canadian and Canadian to U.S. sizes.

	<u>1/2 pt.</u> (capacity in ounces)	<u>Pint</u> (capacity in ounces)	<u>Quart</u> (capacity in ounces)	<u>Gallon</u> (capacity in ounces)
Canada	10	20	40	160
U.S.	8	16	32	128

Example: 5 U.S. Quarts (160 ounces) equal 4 Canadian Quarts (160 ounces) or 1 Canadian Gallon.

**GENERAL
INFORMATION**

FORD TRUCK PARTS

MASTER CROSS REFERENCE GUIDE FOR THE TRUCK SPECIFICATION LIST (T.S.L.)

<u>Date</u>	<u>Refer To Pages</u>
8/14/67 to 2/11/69	12 and 13
2/11/69 to 5/1/72	14 and 15
From 5/1/72	16 thru 21

A Truck Specification List (as shown on next page) was placed in the glove box of truck models B700/750, C-CT500/1000, F700/1000, N-NT500/1000, T800/950, W-WT1000 built at the Louisville Assy. Plant starting 8/14/67. Use the listing below to determine where to look in the catalog for service part numbers or parts lists covering the numbers shown on the Truck Specification List until 2/11/69. See above for later years.

NOTE. Check the catalog even though the "D.S.O." box is checked on the Truck Specification List. An assy. which is "D.S.O." on one model may be listed in the catalog if it is a regular option on another model. Contact your distribution center for help in securing D.S.O. items which do not appear in the catalog.

-8/14/67 TO 2/11/69					
ITEM NO.	DESCRIPTION	BASIC NUMBER	CATALOG SECTION	CATALOG PAGE	CATALOG GROUP
1	Brake assy. -front R. H.	2010, *3004, *3005	20. 1	1	
2	Brake assy. -front L. H.	2011, *3004, *3005	20. 1	1	
3	Brake assy. -rear R. H.	2209	22. 1	1	
4	Brake assy. -rear L. H.	2210	22. 1	1	
5	Brake chamber assy. -front	2025, *3004	20		2025
6	Brake chamber assy. -rear single axle or rear rear tandem	2025, 2225	22		2225
7	Brake chamber assy. -forward rear axle tandem	2025, 2225	22		2225
8	Brake booster assy. -single axle or rear rear tandem	2005, 2B195	23. 1	1	
9	Brake booster assy. -forward rear tandem only	2005	23. 1	1	
10	Alternator	10300	103	1	
11	Wiring-dash panel to engine	14398	140		14398
12	Wiring-cowl	14401	144		14401
13	Front spring	5310	53		5310
14	Rear spring-single axle	5560	55		5560
	-tandem axle	(Refer to item 15)	57		5888
15	Tandem suspension assy.	5A547, 5888, 5890	57		5888
16	Front axle assy.	3004, 3005, 3010	30	1	
17	Tie rod	*3004-5, 3280	32		3280
18	Steering Gear	3503, 3504, 3E528	35. 1		3504
19	Speedometer gear-driving	17285	172	1	
20	Speedometer gear-driven	17322	172	1	
21	Auxiliary transmission	7A218, 77900, 4446543	70	5	
22	Driveshaft #1	4602, 4605, 4606, 4810 4817, 4964	46A	1	
23	Driveshaft #2				
24	Driveshaft #3				
25	Driveshaft #4				
26	Rear axle assy. -single axle or rear rear tandem only	4004, 4005, 4006, 4A297	40	4	
27	Rear axle-forward rear tandem only	4005, 4A298, 4304, 4305	40	4	
28	Gear shift tower assy.	7B101, 7B124, 7201, 7210	72. 1	1	
29	Auxiliary gear shift assy.	7B072	72. 1	1	
30	Transmission assy.	7000, 7003, 7004	70	1	
31	Engine	Code N113J & up	60	1	
32	Hub or spider & drum-front	1013 (spoke), 1102, 1103 (disc)	11		1104
33	Hub or spider & drum-rear single axle or rear rear tandem	1113, 1114	11		1109
34	Hub or spider & drum-forward rear if different from rear rear (tandem only)	1113, 1114	11		1109
35	Disc wheels or rims-front	1015, 1020, 1030	10	4	
36	Disc wheels or rims-rear	1015, 1020, 1030	10	4	

* If T.S.L. says "See Front Axle" or "SFA", look up the front axle assy. number in the catalog section shown to the right.

FORD TRUCK PARTS

GENERAL
INFORMATION

13

FORD MOTOR COMPANY TRUCK SPECIFICATION LIST-8/14/67 TO 2/11/69

SERIES	WHEEL BASE	DSO REFERENCE NO.	SERIAL NO.
WHEELS - HUBS - DRUMS			
HUB OR SPIDER & DRUM FRONT (32) DSO			
HUB OR SPIDER & DRUM REAR (33) DSO			
HUB OR SPIDER & DRUM FORWARD REAR IF DIFFERENT FROM REAR/REAR (TANDEM ONLY) (34) DSO			
DISC WHEELS OR RIMS FRONT (35) DSO			
DISC WHEELS OR RIMS REAR (36) DSO			
POWER TRAIN			
AUXILIARY TRANSMISSION (21) DSO			
DRIVESHAFT # 1 (22) DSO			
DRIVESHAFT # 2 (23) DSO			
DRIVESHAFT # 3 (24) DSO			
DRIVESHAFT # 4 (25) DSO			
REAR AXLE ASSY. SINGLE AXLE OR REAR/REAR, (TANDEM ONLY) (26) DSO			
REAR AXLE ASSY. FORWARD REAR (TANDEM ONLY) (27) DSO			
GEAR SHIFT TOWER ASSY. (28) DSO			
AUXILIARY GEAR SHIFT ASSY. (29) DSO			
TRANSMISSION ASSY. (30) DSO			
ENGINE (31) DSO			
SUSPENSION			
FRONT SPRING (13) DSO			
REAR SPRING-SINGLE AXLE (14) DSO			
TANDEM SUSPENSION ASSY. (15) DSO			
FRONT AXLE & STEERING			
FRONT AXLE ASSY. (16) DSO			
TIE ROD (17) DSO			
STEERING GEAR (18) DSO			
MISCELLANEOUS			
SPEEDOMETER GEAR-DRIVING (19) DSO			
SPEEDOMETER GEAR-DRIVEN (20) DSO			
ELECTRICAL			
ALTERNATOR (10) DSO			
WIRING DASH PANEL TO ENGINE (11) DSO			
WIRING-COWL (12) DSO			
INSPECTOR			

RETAIN ONE COPY OF THIS LIST IN TRUCK AT ALL TIMES

IT CONTAINS THE INFORMATION NECESSARY TO CORRECTLY IDENTIFY THE COMPONENTS SHOWN

ADDITIONAL COPIES AVAILABLE ON REQUEST FROM:

AUTOLITE/FORD PARTS DIVISION
SPECIAL ORDER SECTION
P.O. BOX 3020
LIVONIA, MICHIGAN 48151

ENCLOSE \$1.00 FOR EACH COPY. IDENTIFY THE VEHICLE BY SERIAL NUMBER SHOWN ABOVE

1 - COMPANY MASTER FILE

MEG ENG 87
MAY 67
A4D-7125 LSVL (PRINTED IN U.S.A.)



MASTER CROSS REFERENCE GUIDE FOR THE TRUCK SPECIFICATION LIST (T.S.L.)

- FROM 2/11/69 TO 5/1/72

Truck Specification Lists for Louisville-built models from 2/11/69 to 5/1/72 were of the type shown on the next page. From 2/11/69 to 4/30/70, the T.S.L. was on 10" x 11" paper and was placed in the glove box. Starting 5/1/70, one copy of the T.S.L. was reduced to a 5" x 6 1/4" decal and affixed as follows -

B Series & F Cowl Models - Taped in glove box, to be applied after unit is completed at body company

C-CT Series - Bottom of passenger door

F & L Series (except cowl) - Between back glass and door facing on passenger side of cab

W-WT Series - Side of center console on passenger side of cab

Use the listing below to determine service part numbers or parts lists for the numbers shown on the T.S.L.

NOTE. Check the catalog even though the "D.S.O." box is checked on the Truck Specification List. An assy. which is "D.S.O." on one model may be listed in the catalog if it is a regular option on another model. Contact your distribution center for help in securing D.S.O. items which do not appear in the catalog.

ITEM NO.	DESCRIPTION	BASIC NUMBER	CATALOG SECTION	CATALOG PAGE	CATALOG GROUP
1	Brake assy. front - RH	2010, *3004, *3005	20.1	1	
2	Brake assy. front - LH	2011, *3004, *3005	20.1	1	
3	Brake assy. rear - RH - single axle or fwd rear tandem	2209	22.1	1	
4	Brake assy. rear - RH - rear rear tandem only	2209	22.1	1	
5	Brake assy. rear - LH - single axle or fwd rear tandem	2210	22.1	1	
6	Brake assy. rear - LH - rear rear tandem only	2210	22.1	1	
7	Brake chamber assy. front	2025, *3004	20		2025
8	Brake chamber assy. rear (See T.S.L. sample)	2025, 2225	22		2225
9	Brake chamber assy. rear (See T.S.L. sample)	2025, 2225	22		2225
10	Brake chamber assy. rear (See T.S.L. sample)	2025, 2225	22		2225
11	Brake chamber assy. rear (See T.S.L. sample)	2025, 2225	22		2225
12	Brake booster assy.	2005	23.1	1	
13	Alternator	10300	NOTE 1	103	1
14	Wiring (dash to eng.)	14398	140		14398
15	Wiring (cowl)	14401, 14444	144		14401
16	Front spring	5310	53		5310
17	Rear spring-single axle	5560	55		5560
	-tandem axle	(Refer to items 18 & 19)	57		5888
18	Tandem susp. assy. - RH	5A547, 5888	NOTE 1	57	5888
19	Tandem susp. assy. - LH	5A547, 5890	57		5888
20	Front axle assy.	3004, 3005, 3010	NOTE 1	30	1
21	Tie rod	*3004-5, 3280	32		3280
22	Steering gear	3503, 3504, 3E528	NOTE 1	35.1	3504
23	Power steering pump	3K514, 3606, 3D639, 3A674, 3A691, 3A696	36.1	8	
24	Speedometer gear-driving	17285	172	1	
25	Speedometer gear-driven	17322	172	1	
26	Vehicle identification label (not serviced)				
27	Engine	Code N113J & up	NOTE 1	60	1
28	Main transmission assy.	7000, 7003, 7004	NOTE 1	70	5
29	Main trans. gear shift tower	7B101, 7B124, 7201, 7210	72.1	1	
30	Auxiliary transmission	7A218, 77900, 4446543	NOTE 1	70	1
31	Aux. trans. gear shift assy.	7B072	72.1	1	
32	4606 shaft (main trans. to aux.)	4605, 4606	46A	1	
33	4817 Coupling shaft	4817	46A	1	
34	4810 Intermediate shaft	4810	46A	1	
35	4602 Drive shaft	4602	46A	1	
36	4964 Inter-axle drive shaft	4964	46A	1	
37	Rear axle assy. -single axle or rear rear tandem only	4004, 4005, 4006, 4A297	NOTE 1	40	4
38	Rear axle assy. - forward rear tandem only	4A298, 4304, 4305	NOTE 1	40	4
39	Hub or spider & drum frt. -R. H.	1013(spoke), 1102, 1103(disc)	11		1104
40	Hub or spider & drum frt. -L. H.	1013(spoke), 1102, 1103(disc)	11		1104
41	Spider & drum rear A/A or R. H. disc. hub (single axle or rear rear tandem)	1113	11		1109
42	Disc hub rear -L.H.only (single axle or rear rear tandem)	1114	11		1109
43	Hub or spider & drum (See T.S.L. sample)	1113	11		1109
44	Hub or spider & drum (See T.S.L. sample)	1114	11		1109
45	Wheels or rims A/A or frt. if mixed	1015, 1020, 1030	10	4	
46	Wheels or rims rear only if mixed	1015, 1020, 1030	10	4	

* If T.S.L. indicates to "See Front Axle", look up the front axle assy. number in the catalog section shown to the right.

NOTE 1 - Manufacturer identification for these parts was added to Truck Specification Lists in November, 1969. Refer to catalog section as listed for details.

MASTER CROSS REFERENCE GUIDE FOR THE TRUCK SPECIFICATION LIST (T.S.L.)

- From 5/1/72

A revised T.S.L. for Louisville-built trucks was put into use on May 1, 1972 and was of the type shown on page 17.

T.S.L.'s are reduced to a decal and affixed as follows:

B Series & F cowl models - taped in glove box, to be applied after unit is completed at body company

C-CT Series - bottom of passenger door

F & L Series (except cowl) - between back glass and door facing on passenger side of cab

W-WT Series - side of center console on passenger side of cab

Use the listing below to determine service part numbers or parts lists for the numbers shown on the upper part of the T.S.L.

Use the information on page 18 to decode the information shown in the lower part of the T.S.L.

NOTE: Check the catalog even though the D.S.O. box is checked on the upper part of the T.S.L. An assy. which is "D.S.O." on one model may be listed in the catalog if it is a regular option on another model. Contact your distribution center for help in securing D.S.O. items which do not appear in the catalog.

T.S.L. UPPER SECTION

ITEM	DESCRIPTION	BASIC NUMBER	CATALOG SECTION	CATALOG PAGE	CATALOG GROUP
1	Brake assy. front-R.H.	2010,*3004,*3005	20.1	1	
2	Brake assy. front-L.H.	2011,*3004,*3005	20.1	1	
3	Brake assy.-RR-R.H.-single axle or fwd rear tandem	2209	22.1	1	
4	Brake assy.-RR-R.H.-rear rear tandem only	2209	22.1	1	
5	Brake assy.-RR-L.H.-single axle or fwd rear tandem	2210	22.1	1	
6	Brake assy.-RR-L.H.-rear rear tandem only	2210	22.1	1	
7	Brake chamber assy.-front	2025,*3004	20		2025
8	Brake chamber assy.-rear (See T.S.L. sample)	2025,2225	22		2225
9	Brake chamber assy.-rear (See T.S.L. sample)	2025,2225	22		2225
10	Brake chamber assy.-rear (See T.S.L. sample)	2025,2225	22		2225
11	Brake chamber assy.-rear (See T.S.L. sample)	2025,2225	22		2225
12	Brake booster assy.	2005	23.1	1	
15	Alternator	10300	103	1	
16	Wiring (dash to engine)	14398	140		14398
17	Wiring (cowl)	14401,14444	144		14401
18	Front spring	5310	53		5310
19	Rear spring-single axle -tandem axle	5560 (Refer to items 20 & 21)	55 57		5560 5888
20	Tandem suspension assy.-R.H.	5A547,5888	57		5888
21	Tandem suspension assy.-L.H.	5A547,5890	57		5888
22	Front axle assy.	3004,3005,3010	30	1	
23	Tie rod	*3004-5,3280	32		3280
24	Steering gear	3503,3N503,3504,3E528	35.1	1	
25	Power steering pump	3K514,3606,3D639,3A674, 3A691,3A696	36.1	1	
26	Speedometer gear-driving	17285	172	1	
27	Speedometer gear-driven	17322	172	1	
28	Engine	Code N113J & up	60	1	
29	Main transmission assy.	7000,7003,7004	70	5	
30	Main transmission gearshift tower	7B101,7B124,7201,7210	72.1	1	
31	Auxiliary transmission	7A218,77900,4446543	70	1	
32	Auxiliary transmission gearshift assy.	7B072	72.1	1	
33	4606 Shaft (main transmission to aux. transmission)	4605,4606	46A	1	
34	4817 Coupling shaft	4817	46A	1	
35	4810 Intermediate shaft	4810	46A	1	
36	4602 Driveshaft	4602	46A	1	
37	4964 Inter-axle driveshaft	4964	46A	1	
38	Rear axle assy.-single axle or rear rear tandem only	4004,4005,4006,4A297	40	4	
39	Rear axle assy.-fwd rear tandem only	4A298,4304,4305	40	4	
41	Hub or spider & drum-front-R.H.	1013 (spoke),1102-3 (disc)	11		1104
42	Hub or spider & drum-front-L.H.	1013 (spoke),1102-3 (disc)	11		1104
43	Spider & drum rear A/A (all around) or R.H. disc hub (single axle or rear rear tandem)	1113	11		1109
44	Disc hub rear-L.H. only (single axle or rear rear tandem)	1114	11		1109
45	Hub or spider & drum (See T.S.L. sample)	1113	11		1109
46	Hub or spider & drum (See T.S.L. sample)	1114	11		1109
47	Wheels or rims A/A (all around) or front if mixed	1015,1020,1030	10	4	
48	Wheels or rims rear only if mixed	1015,1020,1030	10	4	

* If T.S.L. indicates "See Front Axle", look up the front axle assy. number in the catalog section shown to the right.

FORD MOTOR COMPANY TRUCK SPECIFICATION LIST



Mfg Eng
May 72 **AAD7125-KTP** (Printed in U.S.A.)

To Be Used With Ford Truck Parts Catalog

1 - COMPANY MASTER COPY

Series	Wheelbase	DSO Reference No.	Serial No.
BRAKE SYSTEM		ELECTRICAL	
Brake Assy Front - RH (1)	DSO 1	Alternator (15)	DSO 15
Brake Assy Front - LH (2)	DSO 2	Wiring (Dash to Eng) (16)	DSO 16
Brake Assy -RR-RH-Sgl Axle or Fwd RR Tand (3)	DSO 3	Wiring (Cow) (17)	DSO 17
Brake Assy -RR-RH-RR-RR Tand Only (4)	DSO 4	SUSPENSION	
Brake Assy -RR-LH-Sgl Axle or Fwd RR Tand (5)	DSO 5	Front Spring (18)	DSO 18
Brake Assy -RR-LH-RR-RR Tand Only (6)	DSO 6	Rear Spring (19)	DSO 19
Brake Chamber Assy - Front (7)	DSO 7	Tandem Susp Assy - RH (20)	DSO 20
Brake Chamber Assy - Rear - Rear of Single Axle or Rear of RR-RR Tand a/ (8)	DSO 8	Tandem Susp Assy - LH (21)	DSO 21
Brake Chamber Assy - Rear - Frt of Single Axle or Frt of RR-RR Tand a/ (9)	DSO 9	FRONT AXLE & STEERING	
Brake Chamber Assy - Rear - Rear of Fwd Rear Tandem a/ (10)	DSO 10	Front Axle Assy (22)	DSO 22
Brake Chamber Assy - Rear - Frt of Fwd Rear Tandem a/ (11)	DSO 11	Tie Rod (23)	DSO 23
Brake Booster Assy (12)	DSO 12	Steering Gear (24)	DSO 24
(13)	DSO 13	Power Steering Pump (25)	DSO 25
(14)	DSO 14	SPEEDOMETER - GEARS	
a/ If Different from Opposite Tandem Axle		Speedometer Gear - Driving (26)	DSO 26
		Speedometer Gear - Driven (27)	DSO 27
		Engine (28)	DSO 28
		Main Transmission Assy (29)	DSO 29
		Main Trans Gear Shift Tower (30)	DSO 30
		Auxiliary Transmission (31)	DSO 31
		Aux Trans Gear Shift Assy (32)	DSO 32
		4606 Shaft (Main Trans to Aux) (33)	DSO 33
		4617 Coupling Shaft (34)	DSO 34
		4610 Intermediate Shaft (35)	DSO 35
		4602 Drive Shaft (36)	DSO 36
		4964 Inter-Axle-Drive Shaft (37)	DSO 37
		Rear Axle Assy - Sgl Axle or RR-RR Tand Only (38)	DSO 38
		Rear Axle Assy - Fwd RR Tand Only (39)	DSO 39
		(40)	DSO 40
		Hub or Spider & Drum Frt - RH (41)	DSO 41
		Hub or Spider & Drum Frt - LH (42)	DSO 42
		Spider & Drum Rear A/A or RH Disc Hub (Single Axle or RR-RR Tandem) (43)	DSO 43
		Disc Hub Rear - LH Only (Single Axle or RR - RR Tandem) (44)	DSO 44
		Hub of Spider & Drum Fwd Rear RH if Diff. from RR - RR Tandem (45)	DSO 45
		Hub of Spider & Drum Fwd Rear LH if Diff. from RR - RR Tandem (46)	DSO 46
		Wheels or Rims A/A or Frt if Mixed (47)	DSO 47
		Wheels or Rims Rear Only if Mixed (48)	DSO 48
		(49)	DSO 49
		(50)	DSO 50

Additional Copies Available
\$1.00 Each
Autolite-Ford Parts Division
Special Order Section
P.O. Box 3020
Livonia, Michigan 48151

Vehicles Sold in Canada
Ford Motor Co. of Canada Ltd.
P & A Div. Specifications Dept.
8000 Dixie Road
Bramalea, Ontario

Identify the Vehicle by Serial Number Shown Above

The following information can be decoded using the truck broadcast book -
Seek assistance from your parts distribution center order clerk.

A	1	2	3	4	5	6	7	8	9	10	11	12	13	14	15	16	17	18	19	20	21	22	23	24	25	26	27	28	29	30	31	GVW	A
B	1	2	3	4	5	6	7	8	9	10	11	12	13	14	15	16	17	18	19	20	21	22	23	24	25	26	27	28	29	30	31		B
C	1	2	3	4	5	6	7	8	9	10	11	12	13	14	15	16	17	18	19	20	21	22	23	24	25	26	27	28	29	30	31		C
D	1	2	3	4	5	6	7	8	9	10	11	12	13	14	15	16	17	18	19	20	21	22	23	24	25	26	27	28	29	30	31		D
E	1	2	3	4	5	6	7	8	9	10	11	12	13	14	15	16	17	18	19	20	21	22	23	24	25	26	27	28	29	30	31		E

Tires - Paint - DSO

--	--

T.S.L. LOWER SECTION

GENERAL EXPLANATION

- a. Boxes are identified by combining the row designation (A,B,C,D,E) with the column designation (1 through 31) to form a coordinate, i.e. "A1".
- b. Related parts are grouped on the form:
- | TYPE of PART | BOXES | TYPE of PART | BOXES |
|----------------------|-----------|----------------------|-------------------|
| Brakes | A1 - A9 | Power train | B1 - B21, C1 - C2 |
| Electrical | A10 - A23 | Speedometer & tach | C3 - C10 |
| Exhaust & suspension | A24 - A27 | Wheels, hubs & drums | C11 - C13 |
| Steering wheel | A28 | Cab detail | D1 - D17 |
| GVW | A31 | Miscellaneous | E1 - E19 |
- c. Boxes are marked in several different ways:
- 1) If "*" appears in a box, the part is a D.S.O. application and an explanation will appear in the lower portion after its coordinate (i.e. "D03 D1HS 81018A90-AA Graham roof vent". Order the part number shown through your facing distribution center.
 - 2) If "X", a code number (1,2), or a code letter (A,B) appears in a box, refer to CODE EXPLANATION below to determine the meaning of the code.
EXAMPLE: "X" in Box A8 means the unit has a vacuum reserve tank, as noted under A8 in the listings below.
 - 3) If "-" appears in a box, the item is not used on that unit or the item is "standard equipment". For instance a "-" appearing in B13 on the T.S.L. for a truck with a manual transmission would indicate that the clutch used is the "standard" clutch for that unit.
 - 4) In some cases, an engineering part number will appear in the box. This number may be converted into a service part number by using the Master Cross Reference List or a listing which is provided below.
- d. Items which appear in the "Tires-Paint-DSO" Section without coordinates are D.S.O. items not covered in other portions of the form.

CODE EXPLANATION

BRAKES A1 - A9		ELECTRICAL A10 - A23	
A1	Tractor Package	A10	Line Haul Instrument Panel
D	- Delete ("W" Series Option)	X	- Line Haul Instrument Panel
X	- Tractor Package	All	Direct Reading Gauge
A2	Air Brake Hand Control	X	- Direct Reading Gauge
X	- Air Brake Hand Control	A12	Circuit Breakers
A3	Vacuum Brakes	1	- Circuit Breaker (Manual Reset)
1	- Vac. Hyd. - Single System	2	- Circuit Breaker (Automatic Reset)
2	- Vac. Hyd. - Split System	A13	Engine Warning Lights
3	- Self-Adjusting - Hyd. (Dual Master Cylinder)	X	- Engine Warning Light
A4	Rear Wheel Parking Brake	A14	Oil Temperature Gauge
1	- Rear Whl Park Brake (Sgl Axle or Fwd Tandem)	X	- Oil Temperature Gauge
2	- Rear Whl Park Brake-Fwd Rear & Rear-Rear Tandem)	A15	California Park Light
3	- Anchor LOK Park Brake-Sgl Axle or Fwd Rear Tandem (Opt Cam)	X	- California Park Light
4	- Anchor LOK Park Brake-Fwd Rear & Rear-Rear Tandem (Opt Cam)	A16	Transistorized Ignition
A	- 9 x 2 (Trans. Mtd.)	X	- Transistorized Ignition
B	- 9 x 3	A17	Cab Lights - Pedestal
D	- 12 x 4	X	- Pedestal Cab Lights
A5	Bendix Moisture Ejector	A18	36" Tail Light Mounting
X	- Bendix Moisture Ejector	X	- 36" Tail Light Mounting
A6	Parking Brake Drum Guard	A19	Air Starter
X	- Parking Brake Drum Guard	X	- Air Starter
A7	Air Compressor	A20	Delco Push Button Starter
1	- 7 1/4 - Air Cooled	X	- Delco Push Button Starter
2	- 7 1/4 - Water Cooled	A21	Governor
4	- 12 ft. Bendix	C	- Centrivac Governor
5	- 13.2 ft. Cummins	H	- High Speed Governor
A8	Vac. Reserve Tank	L	- Low Speed Governor
X	- Vac. Reserve Tank	V	- Velocity Governor
A9	Front Wheel Limiting Valve	A22	Voltmeter Bus Option
X	- Front Wheel Limiting Valve	X	- Voltmeter
		A23	Type Battery
			Type Battery will be spelled out, such as: 70 amp, 90 amp, 2 - 155 amp, 4 - 6V - 158, 4 - 6V - 204

CODE EXPLANATION - continued

EXHAUST & SUSPENSION A24 - A27			
A24	Exhaust System		
1	- Single Vertical Stack		
2	- Dual Vertical Stacks		
3	- Single Exh. (Gas)		
D	- Dual Exhaust (Gas Only)		
H	- Horizontal Muffler and Pipe (DSL)		
<hr/>			
A25	Front Shocks		
D	- Delete Front Shocks		
X	- Front Shocks		
<hr/>			
A26	Rear Shocks		
X	- Rear Shocks		
<hr/>			
A27	Auxiliary Rear Spring (5588)		
Prefix and Suffix will be spelled out			
T.S.L. NO.	SERVICE NO.	T.S.L. NO.	SERVICE NO.
D1TA-AA	D1TZ 5588-A	TEAA-B	B4T 5588-A
TAJAA-A	B8QH 5588-A	TUAA-B	B4QH 5588-A
TCAA-A	TCAA 5588-A	7EQ-B	B4Q 5588-A
<hr/>			
STEERING WHEEL A28			
A28	Steering Wheel		
1	- 18" Black	4	- 18" White
2	- 20" Black	5	- 20" White
3	- 22" Black	6	- 22" White
<hr/>			
GVW - A31			
GVW of the unit will be spelled out.			
POWER TRAIN B1 - B21, C1 - C2			
B1	In Cab Compression Release		
X	- In Cab Compression Release		
<hr/>			
B2	Starting Aid		
X	- Cold Starting Aid		
<hr/>			
B3	Immersion Block Heater		
1	- 400 Watt		
2	- 800 Watt		
<hr/>			
B4	H.D. Fan		
X	- H. D. Fan		
<hr/>			
B5	H. D. Radiator		
X	- H. D. Radiator		
<hr/>			
B6	Radiators		
CODE	T.S.L. NUMBER	SERVICE NUMBER	
A	- C4TA-8005-F	C4TZ-8005-AB	
B	- C5TA-8005-B	C5TZ-8005-B	
C	- C7TA-8005-CD	C4TZ-8005-Z	
D	- C7TA-8005-CE	C4TZ-8005-AB	
E	- C7TA-8005-CU	C7TZ-8005-G	
F	- C7TA-8005-CV	C7TZ-8005-D	
G	- D0TA-8005-AH	D0TZ-8005-J	
H	- C7TA-8005-DB	C7TZ-8005-D	
J	- C7TA-8005-DS	C2TZ-8005-M	
K	- C7TA-8005-DT	C3TZ-8005-AR	
L	- C7TA-8005-DU	C1TZ-8005-BE	
M	- C7TA-8005-DV	C3TZ-8005-AU	
N	- C7TA-8005-EG	C7TZ-8005-Y	
P	- D0HA-8005-FJ	D0HZ-8005-Z	
R	- C8TA-8005-CS	C8TZ-8005-AC	
S	- C8TA-8005-CT	C8TZ-8005-AB	
T	- D0HA-8005-FH	D0HZ-8005-Z	
V	- D0HA-8005-CH	D0HZ-8005-L	
W	- D0HA-8005-FE	D1HZ-8005-E	
X	- D0HA-8005-FF	D1HZ-8005-F	
Y	- D0HA-8005-FG	D1HZ-8005-G	
Z	- D0HA-8005-EJ	D0HZ-8005-D	

POWER TRAIN B1 - B21, C1 - C2 - cont'd.

B6	Radiators - cont'd.	
CODE	T.S.L. NUMBER	SERVICE NUMBER
AA	- D0HA-8005-EK	D0HZ-8005-E
AB	- D2HA-8005-HA	D0HZ-8005-F
AC	- D2HA-8005-NA	D0HZ-8005-G
AD	- D2HA-8005-JA	D0HZ-8005-K
AE	- D0HA-8005-CV	D0HZ-8005-H
AF	- D2HA-8005-KA	D0HZ-8005-K
AG	- D2HA-8005-LA	D0HZ-8005-L
AH	- D2HA-8005-MA	D0HZ-8005-M
AJ	- D1HA-8005-BA	D0HZ-8005-A
AK	- D1HA-8005-CA	D0HZ-8005-B
AL	- D1HA-8005-DA	D0HZ-8005-C
AM	- D1HA-8005-EA	D0HZ-8005-C
AN	- C9HA-8005-Z	C9HZ-8005-F
AP	- D0HA-8005-FD	D1HZ-8005-D
AR	- D2HA-8005-CA	D2HZ-8005-B
AS	- D2HA-8005-DA	D2HZ-8005-C
AT	- C9TA-8005-AL	C9TZ-8005-C
AV	- C9TA-8005-AK	C9TZ-8005-C
AW	- C9TA-8005-AM	C9TZ-8005-C
AX	- C9TA-8005-AJ	B9TZ-8005-N
AY	- C7TA-8005-CV	C7TZ-8005-D
AZ	- D2TA-8005-AMA	D1TZ-8005-F
BA	- D0HA-8005-EM	D0HZ-8005-Y
BB	- D1TA-8005-ACA	D1TZ-8005-B
BC	- D1HA-8005-AA	D1HZ-8005-A
BD	- D2HA-8005-FA	D1HZ-8005-H
BE	- D2HA-8005-AA	D3HZ-8005-H
<hr/>		
B7	By-Pass Oil Filter	
1	- Cummins Fleetguard Frame MTD	
2	- Cummins Fleetguard Back of Cab MTD	
3	- Luberfiner Frame MTD	
4	- Luberfiner Back of Cab	
<hr/>		
B8	Water Filter	
C	- Cummins Water Filter	
P	- Perry Water Filter	
<hr/>		
B9	Air Cleaner	
2	- 2-Stage Dry Air Cleaner	
O	- Oil Bath Air Cleaner	
<hr/>		
B10	Electric Fuel Pump	
X	- Electric Fuel Pump	
<hr/>		
B11	Hand Control Throttle	
X	- Hand Control Throttle	
<hr/>		
B12	Magnetic Traps - Rear Axle	
X	- Magnetic Traps - Rear Axle	
<hr/>		
B13	Clutch	
X	- H.D. Clutch (Gas Only) 3 - 14" Single Plate	
1	- 13" Single Plate	4 - 14" Two Plate
2	- 13" Two Plate	5 - 15 1/2" Two Plate
<hr/>		
B14	Tandem Lock-Out	
A	- Air Lock-Out	
V	- Vac Lock-Out	
<hr/>		
B15	Torque Arm-Fwd-Rear	
CODE	T.S.L. NUMBER	SERVICE NUMBER
1	- C8HA-4962-B	D2HZ-4612-S
	D2HA-4962-DA	D2HZ-4612-AC
3	- C8HA-4962-D	C3TZ-4612-T
	D2HA-4962-FA	D2HZ-4612-AD
4	- C8HA-4962-E	D2HZ-4612-V
	D2HA-4962-GA	D2HZ-4612-AE

CODE EXPLANATION - continued

POWER TRAIN B1 - B21, C1 - C2 - cont'd.		
B15 Torque Arm-Fwd-Rear - cont'd.		
CODE	T.S.L. NUMBER	SERVICE NUMBER
6	- C8HA-4962-G D2HA-4962-JA	D2HZ-4612-AA D2HZ-4612-AA
7	- D0HA-4962-A D2HA-4962-BA	D0HZ-4612-A D2HZ-4612-AH
8	- D0HA-4962-B D2HA-4962-CA	D0HZ-4612-B D2HZ-4612-AJ
B	- D2HA-4962-MA & D4HA-4962-AA	D2HZ-4612-K & D2HZ-4612-AB
C	- D2HA-4962-RA	D2HZ-4612-AH
D	- D2HA-4962-SA	D2HZ-4612-AJ
E	- D2HA-4962-TA	D2HZ-4612-AC
F	- D2HA-4962-VA	D2HZ-4612-AD
G	- D2HA-4962-YA	D2HZ-4612-AH
J	- D2HA-4962-AAA	D2HZ-4612-AG
B16 Torque Arm-Rear-Rear		
CODE	T.S.L. NUMBER	SERVICE NUMBER
1	- C8HA-4962-B D2HA-4962-DA	D2HZ-4612-S D2HZ-4612-AC
2	- C8HA-4962-C D2HA-4962-EA	D2HZ-4612-T D2HZ-4612-T
3	- C8HA-4962-D D2HA-4962-FA	C3TZ-4612-T D2HZ-4612-AD
4	- C8HA-4962-E D2HA-4962-GA	D2HZ-4612-V D2HZ-4612-AE
5	- C8HA-4962-F D2HA-4962-HA	D2HZ-4612-Z D2HZ-4612-AF
6	- C8HA-4962-G D2HA-4962-JA	D2HZ-4612-AA D2HZ-4612-AA
7	- D0HA-4962-A D2HA-4962-BA	D0HZ-4612-A D2HZ-4612-AH
8	- D0HA-4962-B D2HA-4962-CA	D0HZ-4612-B D2HZ-4612-AJ
B	- D2HA-4962-MA & D4HA-4962-AA	D2HZ-4612-K & D2HZ-4612-AB
C	- D2HA-4962-RA	D2HZ-4612-AH
D	- D2HA-4962-SA	D2HZ-4612-AJ
E	- D2HA-4962-TA	D2HZ-4612-AC
F	- D2HA-4962-VA	D2HZ-4612-AD
G	- D2HA-4962-YA	D2HZ-4612-AH
H	- D2HA-4962-ZA	D2HZ-4612-AF
J	- D2HA-4962-AAA	D2HZ-4612-AG
B17 Radiator Shutter		
CODE	T.S.L. NUMBER	SERVICE NUMBER
C	C5TA 8475-B	◆ C9TZ 8475-A ‡ C7TZ 8476-C (air) ‡ B9TZ 8A204-A (vac)
D	C5TA 8475-C	◆ C9TZ 8475-A ‡ C7TZ 8476-C (air) ‡ B9TZ 8A204-A (vac)
E	C6TA 8475-C	● C6TZ 8475-A
F	C6TA 8475-D	● C6TZ 8475-B
I	C8HA 8475-B	◆ C8TZ 8475-A ‡ C7TZ 8476-G
J	C8HS 8475-B	◆ C8HZ 8475-B ‡ C7TZ 8476-G
K	D0HA 8475-S	● D0HZ 8475-E
L	D0HA 8475-T	● D0HZ 8475-C
M	D0HA 8475-U	● D0HZ 8475-A
N	D0HA 8475-AA	● D0HZ 8475-D
O	D0HA 8475-Z	◆ D0HZ 8475-B ‡ C7TZ 8476-G

● Includes control ◆ Less control ‡ Control

POWER TRAIN B1 - B21, C1 - C2 - cont'd.		
B18 Fan Shrouds		
CODE	T.S.L. NUMBER	SERVICE NUMBER
1	D2HA 8146-CA	D2HZ 8146-B
2	D0TA 8146-E	D1TZ 8146-D
3	D2HA 8146-BA	D2HZ 8146-A
4	D0HA 8146-AN	D1HZ 8146-A
7	C8HA 8146-B	C8HZ 8146-A
C	D0HA 8146-AA	D0HZ 8146-A
D	D0HA 8146-AB	D0HZ 8146-B
E	D0HA 8146-AC	D0HZ 8146-C
F	D0HA 8146-AD	D0HZ 8146-D
G	D1HA 8146-AB	D1HZ 8146-B
H	D1HA 8146-BA	D0HZ 8146-F
J	TTBE 88145-A	B8QH 8146-B
K	TANAA 88145-A	B8QH 8146-C
M	C7TA 8A247-J	C7TZ 8146-H
P	C7TA 8A247-N	C6TZ 8146-K
R	D0HA 8148-M (L.H.) D2HA 8147-AA (R.H.)	D0HZ 8148-C D2HZ 8147-A
S	D0HA 8148-L (L.H.) D0HA 8147-R (R.H.)	D0HZ 8148-B D0HZ 8147-B
T	D0HA 8148-K (L.H.) D0HA 8147-N (R.H.)	D0HZ 8148-A D0HZ 8147-A
W	D1TA 8146-EA	C5TZ 8146-J
Y	D0TA 8146-D	D1TZ 8146-C
Z	D0TA 8146-C	D1TZ 8146-B
B19 Fuel Tank Part No. (L.H. Side or Inside) Engineering part number will be spelled out Refer to Master Cross Reference List for service number		
B20 Fuel Tank Part No. (R.H. Side) Engineering part number will be spelled out Refer to Master Cross Reference List for service number		
B21 Driveshaft Support Plate for 4817 Shaft - 4831 Engineering part number will be spelled out Refer to Master Cross Reference List for service number		
C1 Driveshaft Support Plate for 4810 Shaft Engineering part number will be spelled out Refer to Master Cross Reference List for service number		
C2 Rear Axle Yoke Size Rear Axle Yoke size will be spelled out		
SPEEDOMETER & TACH C3 - C10		
C3 Mechanical Tachometer		
X	- Mechanical Tachometer	
C4 Tachograph		
X	- Tachograph	
C5 Speedograph		
X	- Speedograph	
C6 Front Wheel Speedo		
X	- Front Wheel Speedo	
C7 Speedometer Gear Adapter (17294) Engineering no. prefix and suffix will be spelled out Refer to Master Cross Reference List for service number		
C8 Tachometer Cable Engineering part number will be spelled out Refer to Cross Reference listing in group 17260 of catalog		
C9 Speedometer Cable (17260)(longer, if two) Abbrev. Prefix and Suffix will be spelled out Suffix ending with "5" - 17B351 base Suffix ending with "6" - 17260 base Refer to Cross Reference listing in group 17260 of catalog		

CODE EXPLANATION - continued

SPEEDOMETER & TACH C3 - C10 - cont'd.	
C10	Speedometer Cable (17260)(shorter, if two) Abbrev. Prefix and Suffix will be spelled out Suffix ending with "5" - 17B351 base Suffix ending with "6" - 17260 base Refer to Cross Reference listing in group 17260 of catalog
WHEELS, HUBS & DRUMS C11 - C13	
C11	Paint - Tire Option
X	- Paint - Tire Option
C12	Front Wheel Seals
1	- Stemco Front Wheel Seals
2	- Scot Seal Front Wheel Seals
C13	Rear Wheel Seals
1	- Stemco Rear Wheel Seals
CAB DETAIL D1 - D17	
D1	Type Cab
2	- Chassis Cab with Butterfly Front End
8	- Steel Cab (Non-Sleeper)
C	- Cowl
H	- Aluminum Cab (Non-Sleeper)
Q	- Aluminum Cab (Sleeper)
Y	- Steel Cab (Sleeper)
D2	Fresh Air Intake
X	- Fresh Air Intake
D3	Roof Vent
X	- Roof Vent
D4	Right Hand Door Vent
X	- Right Hand Door Vent
D5	Assist Handles
1	- L.H. Assist Handle
2	- R.H. and L.H. Assist Handles
D6	Paint Stripe
X	- Paint Stripe
D7	Right Hand Visor
X	- R.H. Visor
D8	Tinted Windshield
X	- Tinted Windshield Only
D9	Tinted Glass
X	- Tinted Glass All Around
D10	Arm Rests
1	- R.H. Arm Rest
2	- L.H. Arm Rest
3	- R.H. and L.H. Arm Rests
D11	Mattress
1	- Inner Spring
2	- Foam Rubber
D12	Parallel Wipers
1	- Parallel Wipers (Air)
2	- Parallel Wipers (Vac.-Electric)
D13	Adjustable Steering Column
X	- Adjustable Steering Column
D14	Trim Color
Trim Color will be spelled out	
D15	Seat - Driver Side or Bench
Type Seat will be spelled out	
D16	Type Trim
STD - Standard Trim	
DLX - Custom Trim	
D17	Type Seat - Passenger Side Only
Type Passenger Seat will be spelled out	

MISCELLANEOUS E1 - E19

E1	Air Conditioner
X	- Air Conditioner
E2	Heater or Delete Heater
1	- C8TA-18478-J (DLX-Fresh Air-F700-F750)
2	- D1HA-18478-CA(Hid.-Fresh Air-All Tilts)
3	- DOHA-18478-U (Hid. Hi-Output-L Series)
4	- D1HA-18478-BA(W Series-w/o Air Conditioner)
5	- DOHA-18478-V (Fresh Air-Std. Heater for L Series-Gas)
D	- Delete Heater
E3	Radio
1	- Push Button Radio
2	- Manual Radio
E4	Air Horns
2	- Dual Horns
E5	Electric Horns
1	- Single Electric Horn
2	- Dual Electric Horns
E6	Cigar Lighter
X	- Cigar Lighter
E7	Accessory Package
X	- Accessory Package
E8	Hydraulic Jack
X	- Hydraulic Jack (12 Ton)
E9	Fender Rods
X	- Fender Rods
E10	Mirrors
A	- LH & RH Western Mirrors (Painted) less clearance lights all series exc. F500-F600
C	- Swinging Type Western Mirror - W Series Only
Note: Alpha codes (A & C) are Standard Mirrors	
1	- LH & RH Western Mirrors (Painted) w/clearance lights
2	- LH & RH Stainless Steel Western Mirrors less Clearance Lights
E11	Convex (diminishing) Mirrors
1	- Convex Mirrors Painted
2	- Convex Mirrors Stainless Steel
E13	H.D. Counterbalance Spring
X	- H. D. Counterbalance Spring
E14	Front Bumper Bus Option
X	- Front Bumper Bus Option
E15	Aluminum Front Bumper
1	- Aluminum Bumper
2	- Chrome Bumper
E16	Front Bumper Spacers
X	- Front Bumper Spacers
Note: Spacers are Standard with Grille Guard on L Series (800 Series Up)	
E17	Tow Hooks
X	- Tow Hooks
E18	Grille Guard
X	- Grille Guard
∅ E19	Main Frame (reinforcement - L Series)
L Series - Prefix and Suffix of reinforcement	
Except L Series - Prefix and Suffix of Frame -	
Refer to Master Cross Reference List (5005) for Service Number.	

HOW TO ORDER PARTS

When ordering parts, always give the complete part number.

In the event the part number is not known, the following information should be included.

- A. Complete description of part.
- B. Model year and body type.
- C. Dimension, number of teeth, size, etc; if possible rough sketch of part.
- D. If applicable to engine, transmission, axle, steering, etc; specify type; such as 302 cubic inch engine, Fordomatic Transmission, Power Steering, etc.
- E. Advise how shipment is to be made - Freight, Express, Air, Parcel Post.

D.S.O., F.S.O. or L.P.O. (SPECIAL ORDERS)

The District Code Number will appear in the D.S.O. space on the rating or warranty plate for all units including regular production. Always furnish appropriate rating or warranty plate information and D.S.O. number, if applicable, when ordering parts not listed in the catalog. If the unit is D.S.O., F.S.O. or L.P.O. (Special Order), the complete order number will be shown in the D.S.O. space in addition to the District Code Number.

BENDIX WESTINGHOUSE AIR BRAKE PARTS

The various Bendix Westinghouse air brake parts supplied by Ford Motor Company parts depots are listed in their respective areas of the Catalog under the Ford group number and are shown in appropriate illustrations contained in the Ford Truck Illustrations Catalog, form **FP-7636-B**.

Bendix Westinghouse parts which are not listed in the catalog may be obtained from your Bendix Westinghouse authorized distributor.

DIESEL ENGINE PARTS

This catalog includes parts information for Diesel engines manufactured by the Ford of England Dagenham and Dorset Plants as well as the engine accessories and engine related parts manufactured in the U.S.A. For further details, refer to Sections 60.9 and 60.15 in this catalog.

Parts information in this catalog for the Diesel engines manufactured by Cummins Engine Company, Caterpillar Tractor Company and Detroit Diesel Engine Division is restricted to engine accessories and engine related parts furnished by Ford Motor Company. Refer to Sections 60.10 thru 60.14 in this catalog. Other parts peculiar to these Diesel engines may be ordered from the appropriate engine manufacturer's distributor or dealer.

HEAVY TRUCK POWER STEERING INSTALLATION PARTS

A program is available to supply dealers with all the components required to install power steering on heavy trucks built at the Kentucky Truck Plant. Orders should be placed with dealers' facing parts depot and must include the year, model and serial number of the vehicle. This procedure is only applicable to current production models.

INDUSTRIAL ENGINE and POWER UNIT PARTS

Most of the normal replacement parts for 6 and 8 cylinder Ford industrial engines and power units are carried in Ford Car and Truck Dealers inventory and the 4 cylinder gasoline as well as the 4 and 6 cylinder Diesel parts are carried in Ford Tractor Dealers' stock. However, to obtain Ford industrial engines and power units as well as peculiar parts for these units, order direct from authorized Ford Industrial Products Dealers only.

ABBREVIATIONS

&..... and	Cu I6 Cummins C-CF160-180 engine	gal.....gallon
#..... pound	Cu NH.....Cummins NH Diesel engine	g/compt.....glove compartment
2/B..... 2 barrel	Cu V8..... Cummins V8 Diesel engine	gen..... generator
3T or 3/S/T..... 3 speed trans.	Cu V6..... Cummins V6 Diesel engine	gov.....governor
3 or 4/S/T..... 3 or 4 speed trans.	cyl.....cylinder	G. V. W..... gross vehicle weight
4/B..... 4 barrel	cov., cvr..... cover	H1,H2,H4(carburetor)Holley 1,2 or 4 barrel
4/W/D..... 4 wheel drive	CP..... candle power	hd.....head
4 x 2..... 2 wheel drive	C/P/S..... Center point steering	H/D.....heavy duty
4 x 4..... 4 wheel drive	c/pin..... cotter pin	H/D R/R..... heavy duty roadranger
	c/shaft.....crankshaft	hel..... helical
	ctr.....center	HEL suspHenrickson extended leaf suspension
		hex.....hexagon
a/brakes.....air brakes	D/4/S..... Dagenham 4 speed	hsg..... housing
accel..... accelerator	D/D..... direct drive	H/susp. Hendrickson suspension
A/C..... air conditioner	defl..... deflector	HR susp Henrickson rubber suspension
adapt..... adapter	DeV6 Detroit Diesel V6 Diesel engine	HS susp Hendrickson steel suspension
adj..... adjusting-adjustment	dia., diam..... diameter	HSH susp Hendrickson steel suspension w/high saddle
alum..... aluminum	diaph..... diaphragm	HSL susp Hendrickson steel suspension w/low saddle
amp..... ampere	disp..... displacement	HSR.....Hendrickson shear ride suspension
approx..... approximately	dist..... distributor	H/V.....hydraulic vacuum
AR..... as required	Dor Dorset diesel engine	hyd..... hydraulic
assy..... assembly	D/R..... Delco Remy	
A/T automatic transmission	drld. drilled	I. D. inside diameter
auto trans automatic transmission	D.S.O. Domestic Special Order	I/K..... Inclined kingpin
aux.....auxiliary		instr., instru..... instrument
		inter.....intermediate
		I.S. Instruction Sheet
BBC..... bumper to back of cab	ea.....each	K.D. . . . shipped in disassembled form
brg..... bearing	E/H/D..... extra heavy duty	
brkt..... bracket	em/re..... emission reduction engine	"L".....left
	exc. except	lb..... pound
	ext.....extension	L/D.....light duty
	E/susp. (lt. wt.) . . . EATON SUSPENSION (light weight)	L.H.....left hand
	ev/em..... evaporative emission	LHD..... left hand drive
		L/N..... Leece Neville
		L.P.O. Limited Production Option
C1,C2,C4(carburetor)Carter 1,2 or 4 barrel	F1,F2,F4(carburetor). Ford 1,2 or 4 barrel	lub..... lubricator
C4... (TRANSMISSION) . . . 3 speed dual range	F/A,F/axle..... forward axle	l/w, l/washer..... lockwasher
cap.....capacity	fdr.....fender	lwr.....lower
carb..... carburetor	fill..... fillister	
	flng..... flange	
CaV8Caterpillar V8 diesel engine	F/M..... Fordomatic	
C/F.....cab forward	frt.....front	
	F.S.O. Foreign Special Order	
Chg/L..... change level	ft..... foot	
c/member.....crossmember	f/wheel..... flywheel	
conn..... connection	F/ward..... Forward	
Conv.....Conventional		

ABBREVIATIONS

M thousand(pound)	"R". right rad.	T/A. tandem axle
man. manifold	r/b or R/B replaced by	T/C, T/Cab. Tilt Cab
MA/D Maximum duty	recirc. recirculating	T/E. THERMACTOR EMISSION CONTROL SYSTEM
M/D. medium duty	reinf. reinforcement	TLW susp. Rockwell (Timken) light weight suspension
m. m. millimeter	repl. replaced	T/M. Transmatic
m.p.h. miles per hour	req'd. required	trans. transmission
M/S. manual steering	ret. retainer	Trans/Ign or Trans-ign TRANSISTORIZED IGNITION
M/T. manual transmission	R. H. right hand	T. S. L. Truck Specification List
mtd mounted	R. P. M. revolutions per minute	T/susp.(lt. wt.) Rockwell (Timken) suspension (light weight)
mtg. mounting	rr. rear	T/T. Tractor Trailer
mtr. motor	R/R. roadranger	
No. number	R(T). Rockwell (Timken)	U. D., U/D. under drive
N. P. G. New Process Gear	r/wheels. rear wheels	UBS. uniform bearing stress
O. D. outside diameter	S/B. school bus	u/joint, u/jt. universal joint
O/D. overdrive	S/C. standard cooling	U/S undersize
Oper. operated	s/compt storage compartment	vac. vacuum
O/S oversize	second. secondary	vent. ventilation
	s/member. sidemember	vlv. valve
	Ser. serial	
park. parking	spec. special	w/. with
pass. passenger	S/E, Spec. Econ. Special Economy	w/b, W/B. wheelbase
p/brk. parking brake	speedo. speedometer	W/G. with governor
pcs. pieces	spg. spring	w/out, w/o without
P/D. Parcel Delivery	sq. square	w/s, w/shield. windshield
P/S. power steering	S/R side rail	w/strip. weatherstrip
P. T. O. Power Take Off	s/ring. snap ring	
P & P/susp. Page & Page suspension	std. standard	
qt. quart	S/T. standard transmission	X. exclusive
qty. quantity	suppt. support	X/C. extra cooling
	s/x/c. super extra cooling	X/H/D. exclusive heavy duty
	syn. synthetic	X/H/D R/R. EXCLUSIVE HEAVY DUTY ROADRANGER

INCHES and MILLIMETERS CONVERSION CHART

MILLIMETERS TO DECIMAL (inches) EQUIVALENT

MM = DECIMAL (Inches)	MM = DECIMAL (Inches)	MM = DECIMAL (Inches)	MM = DECIMAL (Inches)	MM = DECIMAL (Inches)	MM = DECIMAL (Inches)	MM = DECIMAL (Inches)	MM = DECIMAL (Inches)	MM = DECIMAL (Inches)	MM = DECIMAL (Inches)		
1	.039	21	.827	41	1.614	61	2.402	81	3.189	125	4.921
2	.079	22	.866	42	1.654	62	2.441	82	3.228	150	5.906
3	.118	23	.906	43	1.693	63	2.480	83	3.268	175	6.890
4	.157	24	.945	44	1.732	64	2.520	84	3.307		
5	.197	25	.984	45	1.772	65	2.559	85	3.346		
6	.236	26	1.024	46	1.811	66	2.598	86	3.386	200	7.874
7	.276	27	1.063	47	1.850	67	2.638	87	3.425	225	8.858
8	.315	28	1.102	48	1.890	68	2.677	88	3.465	250	9.843
9	.354	29	1.142	49	1.929	69	2.717	89	3.504	275	10.827
10	.394	30	1.181	50	1.969	70	2.756	90	3.543		
11	.433	31	1.220	51	2.008	71	2.795	91	3.583	300	11.811
12	.472	32	1.260	52	2.047	72	2.835	92	3.622	325	12.795
13	.512	33	1.299	53	2.087	73	2.874	93	3.661	350	13.780
14	.551	34	1.339	54	2.126	74	2.913	94	3.701	375	14.764
15	.591	35	1.378	55	2.165	75	2.953	95	3.740		
16	.630	36	1.417	56	2.205	76	2.992	96	3.780	400	15.748
17	.669	37	1.457	57	2.244	77	3.031	97	3.819		
18	.709	38	1.496	58	2.283	78	3.071	98	3.858		
19	.748	39	1.535	59	2.323	79	3.110	99	3.898		
20	.787	40	1.575	60	2.362	80	3.150	100	3.937		

DECIMAL (inches) TO METRIC EQUIVALENT

DECIMAL (Inches) = MM	DECIMAL (Inches) = MM	DECIMAL (Inches) = MM	DECIMAL (Inches) = MM	DECIMAL (Inches) = MM	DECIMAL (Inches) = MM	DECIMAL (Inches) = MM					
.001	.025	.120	3.048	.320	8.128	.520	13.208	.720	18.288	.920	23.368
.002	.051	.130	3.302	.330	8.382	.530	13.462	.730	18.542	.930	23.622
.003	.076	.140	3.556	.340	8.636	.540	13.716	.740	18.796	.940	23.876
.004	.102	.150	3.810	.350	8.890	.550	13.970	.750	19.050	.950	24.130
.005	.127	.160	4.064	.360	9.144	.560	14.224	.760	19.304	.960	24.384
.006	.152	.170	4.318	.370	9.398	.570	14.478	.770	19.558	.970	24.638
.007	.178	.180	4.572	.380	9.652	.580	14.732	.780	19.812	.980	24.892
.008	.203	.190	4.826	.390	9.906	.590	14.986	.790	20.066	.990	25.146
.009	.229	.200	5.080	.400	10.160	.600	15.240	.800	20.320		
.010	.254	.210	5.334	.410	10.414	.610	15.494	.810	20.574	1.000	25.400
.020	.508	.220	5.588	.420	10.668	.620	15.748	.820	20.828	2.000	50.800
.030	.762	.230	5.842	.430	10.922	.630	16.002	.830	21.082	3.000	76.200
.040	1.016	.240	6.096	.440	11.176	.640	16.256	.840	21.336	4.000	101.600
.050	1.270	.250	6.350	.450	11.430	.650	16.510	.850	21.590	5.000	127.000
.060	1.524	.260	6.604	.460	11.684	.660	16.764	.860	21.844	10.000	254.000
.070	1.778	.270	6.858	.470	11.938	.670	17.018	.870	22.098	15.000	381.000
.080	2.032	.280	7.112	.480	12.192	.680	17.272	.880	22.352	20.000	508.000
.090	2.286	.290	7.366	.490	12.446	.690	17.526	.890	22.606	25.000	635.000
.100	2.540	.300	7.620	.500	12.700	.700	17.780	.900	22.860	50.000	1270.000
.110	2.794	.310	7.874	.510	12.954	.710	18.034	.910	23.114	100.000	2540.000

INCHES and MILLIMETERS CONVERSION CHART - continued

FRACTIONS (inches) TO DECIMALS (inches) and METRIC EQUIVALENTS

FRACTION (Inches)	=	DECIMAL (Inches)	=	MM	FRACTION (Inches)	=	DECIMAL (Inches)	=	MM
		1/64	.016	.397	5/8		.625		15.875
	1/32		.031	.794		41/64	.641		16.272
		3/64	.047	1.191		21/32	.656		16.669
	1/16		.063	1.588		43/64	.672		17.066
		5/64	.078	1.984		11/16	.687		17.463
		3/32	.094	2.381		45/64	.703		17.859
		7/64	.109	2.778		23/32	.719		18.256
						47/64	.734		18.653
1/8			.125	3.175	3/4		.750		19.050
		9/64	.141	3.572		49/64	.766		19.447
	5/32		.156	3.969		25/32	.781		19.844
		11/64	.172	4.366		51/64	.797		20.241
	3/16		.188	4.763		13/16	.813		20.638
		13/64	.203	5.159		53/64	.828		21.034
		7/32	.219	5.556		27/32	.844		21.431
		15/64	.234	5.953		55/64	.859		21.828
1/4			.250	6.350	7/8		.875		22.225
		17/64	.266	6.747		57/64	.891		22.622
		9/32	.281	7.144		29/32	.906		23.019
		19/64	.297	7.541		59/64	.922		23.416
	5/16		.313	7.938		15/16	.938		23.813
		21/64	.328	8.334		61/64	.953		24.209
		11/32	.344	8.731		31/32	.969		24.606
		23/64	.359	9.128		63/64	.984		25.003
3/8			.375	9.525	1		1.000		25.400
		25/64	.391	9.922	2		2.000		50.800
		13/32	.406	10.319	3		3.000		76.200
		27/64	.422	10.716	4		4.000		101.600
	7/16		.438	11.113	5		5.000		127.000
		29/64	.453	11.509	10		10.000		254.000
		15/32	.469	11.906	15		15.000		381.000
		31/64	.484	12.303	20		20.000		508.000
1/2			.500	12.700	25		25.000		635.000
		33/64	.516	13.097	50		50.000		1270.000
		17/32	.531	13.494	100		100.000		2540.000
		35/64	.547	13.891					
	9/16		.563	14.288					
		37/64	.578	14.684					
		19/32	.594	15.081					
		39/64	.609	15.478					

1964/65 RATING or WARRANTY PLATE - TYPICAL (U.S. built vehicles)

Installed in the following locations:

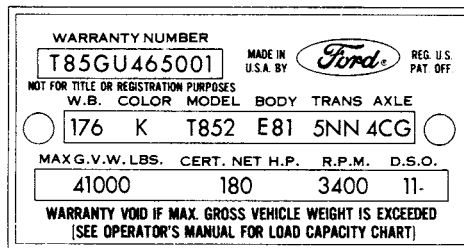
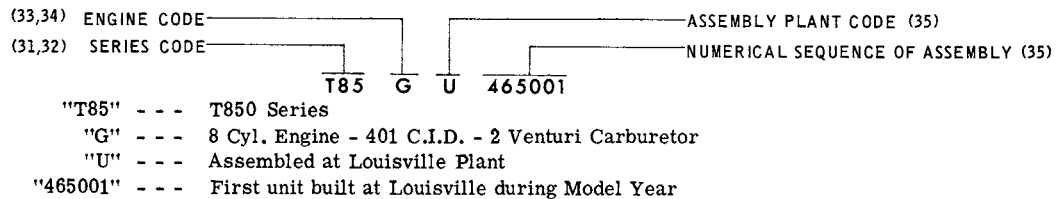
- B-F100/750 (84,85) Glove compartment door (inside)
- C-CT-H-HT550/1100,E100,F-N-NT-T100/1100 (81) Latch face of the left front door
- P100/500 (85) Upper right corner of the dash panel
- P100/500 (88) Upper right corner of the radiator support

The Rating or Warranty Plate includes:

1. Warranty Number (first line) consisting of Codes which identify Series, Engine, Assembly Plant and Numerical Sequence of Assembly.
2. Miscellaneous Vehicle Data (second line) consisting of Wheelbase and Codes which identify Color of Exterior Paint, Model, Trim, Body Type, Auxiliary Transmission, Main Transmission, Rear Axle Ratio and Front Axle Capacity.
3. The third line consists of Gross Vehicle Weight rating, Certified Net Horsepower @ the R.P.M. shown, a Code which identifies the District and the D.S.O. number (when applicable).

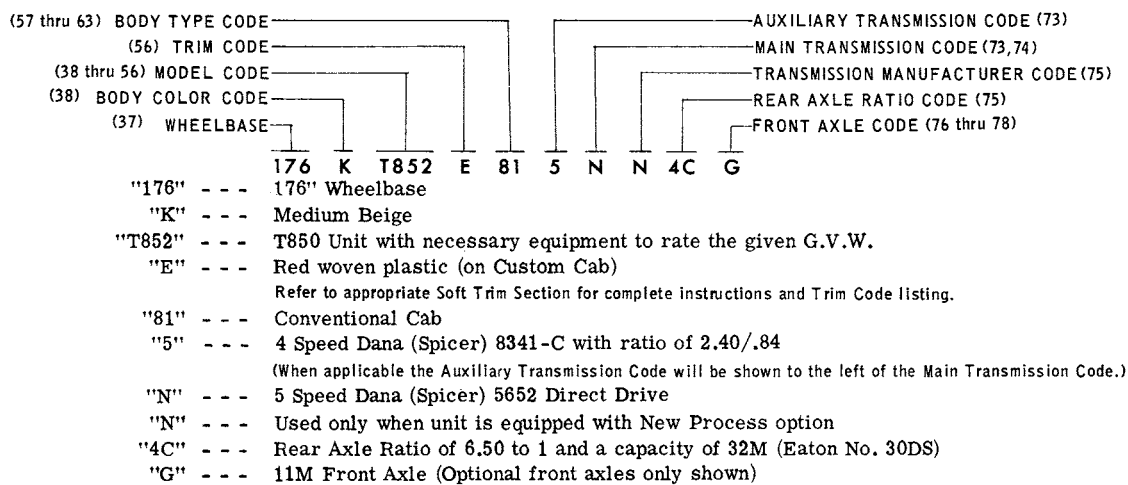
The page numbers (s) on which the Codes are listed is shown in parenthesis.

(FIRST LINE) WARRANTY NUMBER (T85GU465001)



P-4009

(SECOND LINE) MISCELLANEOUS VEHICLE DATA (176 K T852 E81 5NN 4CG)



(PART OF THIRD LINE) DISTRICT CODE (11)

- "11" - - - Boston District (and D.S.O. number when applicable)
Refer to page 22 for complete explanation.

GENERAL INFORMATION

FORD TRUCK PARTS

1965 RATING or WARRANTY PLATE - TYPICAL (Canadian built vehicles)

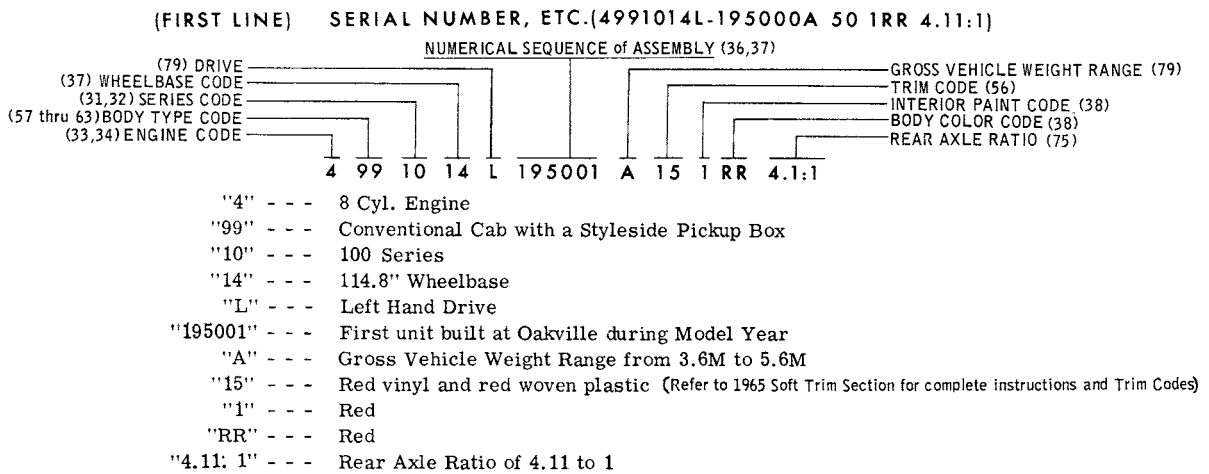
Installed in the following locations:

- All except P100/500 (88) Left hand front body pillar
- P100/500 (88) Upper right corner of the radiator support

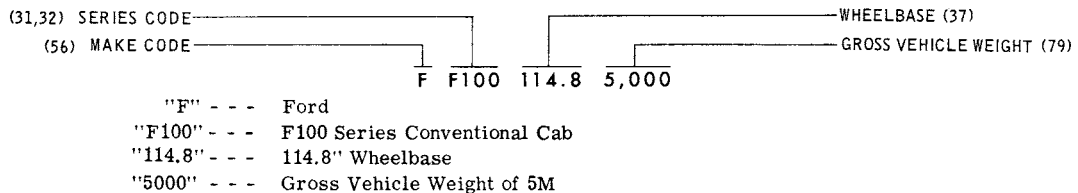
The Rating or Warranty Plate includes:

1. Serial Number (first line) consisting of Codes which identify Engine, Body Type, Series, Wheelbase, Drive, Numerical Sequence of Assembly and Gross Vehicle Weight range. The first line also includes Codes which identify Trim and Color of Exterior Paint and the actual rear axle ratio.
2. Miscellaneous Vehicle Data (second line) consisting of Codes which identify Model and Series. The actual wheelbase and Gross Vehicle Weight Rating are also indicated.
3. The third line consists of a code which identifies Engine. The number of Transmission Speeds and a Code which identifies the D.S.O. number (when applicable).

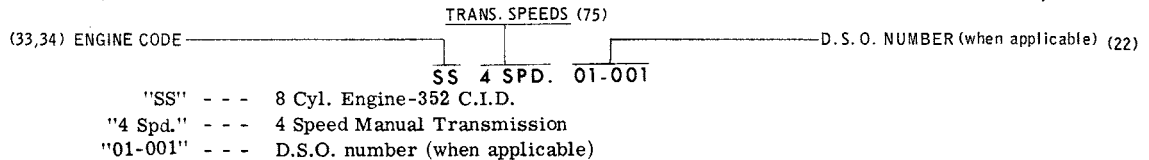
The page number (s) on which the Codes are listed is shown in parenthesis.



(SECOND LINE) MISCELLANEOUS VEHICLE DATA (F-F100 114.8 5,000)



(THIRD LINE) ENGINE, TRANSMISSION and SPECIAL ORDER NUMBER (Q 4 SPD. 01-001)



1965 AUXILIARY IDENTIFICATION PLATE

(Canadian built vehicles)

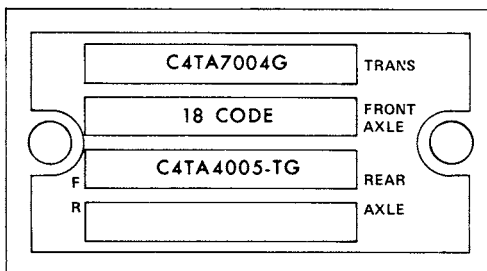
(USED IN ADDITION TO RATING or WARRANTY PLATE)

Installed below the Rating or Warranty Plate in the following locations:

- All except P100/500 (88) Left hand front body pillar.
- P100/500 (88) Upper right corner of the radiator support.

The Auxiliary Identification Plate includes:

1. Transmission Assembly Identification Number which identifies the Manufacturer, Model Number and Transmission speeds.
2. Front Axle Code which identifies the Manufacturer, Model Number, Ratio and/or Capacity.
3. Rear Axle Assembly Identification Number(s) which identifies the Manufacturer, Model Number, Capacity and Ratio of the Rear Axle(s).



P-8463

(FIRST LINE) TRANSMISSION

"C4TA 7004-G" - - - Spicer 5 speed transmission, Model 5652 (Refer to Page 75)

(SECOND LINE) FRONT AXLE CODE

"18" - - - Ford-Rockwell (Timken) 7M front axle used w/o power steering (Refer to Page 77)

(THIRD and FOURTH LINES) REAR AXLE

"C5TA 4005-TG" - - - Rockwell (Timken), Model H140 rear axle, with a Capacity of 17M and a Ratio of 5.83 (Refer to Page 75)

1966/69 RATING or WARRANTY PLATE - TYPICAL

Installed in the following locations:

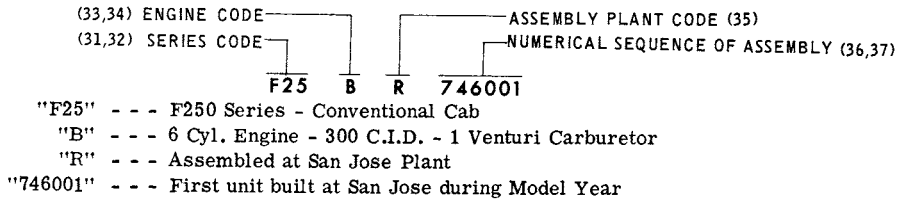
- B-F100/750 (84,85) Glove compartment door (inside) - 1966
- B-F100/750 (84,85) Right side of dash panel - 1967/69
- C-CT-H-HT550/1100,E100/300,F-N-NT-T100/1100 (81) Latch face of the left front door
- P100/500 Right side of radiator support
- W-WT1000 Left front door (inside)

The Rating or Warranty Plate includes:

1. Warranty Number (first line) consisting of Codes which identify Series, Engine, Assembly Plant and Numerical Sequence of Assembly.
2. Miscellaneous Vehicle Data (second line) consisting of Wheelbase and Codes which identify Color of Exterior Paint, Model, Trim, Body Type, Auxiliary Transmission, Main Transmission, Rear Axle Ratio and Front Axle Capacity.
3. The third line consists of Gross Vehicle Weight rating, Certified Net Horsepower @ the R.P.M. shown, a Code which identifies the District and the D.S.O. number when applicable.

The page number(s) on which the Codes are listed is shown in parenthesis.

(FIRST LINE) WARRANTY NUMBER (F25BR 746001)



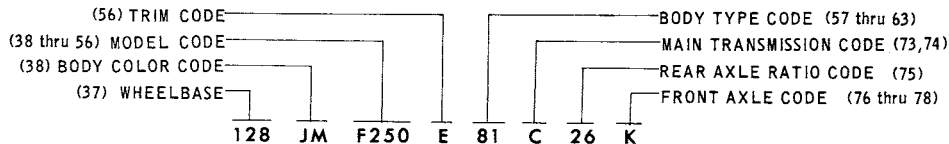
INDICATES U.S. BUILT TRUCKS

F25BR 746001		WARRANTY NUMBER		(MADE IN U.S.A.)	
W.B.	COLOR	MODEL	BODY	TRANS.	AXLE
128	JM	F250	E81	C	26K
MAX. G.V.W. LBS.		CERT. NET H.P.		R.P.M.	D.S.O.
7500		132		3600	72
WARRANTY VOID IF MAX. GROSS VEHICLE WEIGHT IS EXCEEDED (SEE OPERATOR'S MANUAL OR LOAD CAPACITY CHART)					

INDICATES CANADIAN BUILT TRUCKS

P-5220

(SECOND LINE) MISCELLANEOUS VEHICLE DATA (128 JM F250 E81 C 26K)



- "128" - - - 128" Wheelbase
- "JM" - - - Rangoon Red Lower Body (J), Wimbledon White Upper Body (M)
- "F250" - - - F250 Unit with necessary equipment to rate the given G.V.W.
- "E" - - - Red vinyl and Red woven plastic (on Custom Cab)
Refer to Appropriate Soft Trim Section for complete instructions and Trim Code listing
- "81" - - - Conventional Cab
- "C" - - - 3 Speed Light Duty Transmission
(When applicable the Auxiliary Transmission Code will be shown to the left of the Main Transmission Code.)
- "26" - - - Rear Axle Ratio of 4.88 to 1 and a capacity of 5.2M Dana (Spicer)#60
- "K" - - - 3.5M Front Axle (Optional front axles only shown)

(PART OF THIRD LINE) DISTRICT CODE (72)

- "72" - - - San Jose District (and D.S.O. number when applicable)
Refer to page 22 for complete explanation.

1970/ RATING or WARRANTY PLATE - TYPICAL

Installed in the following locations:

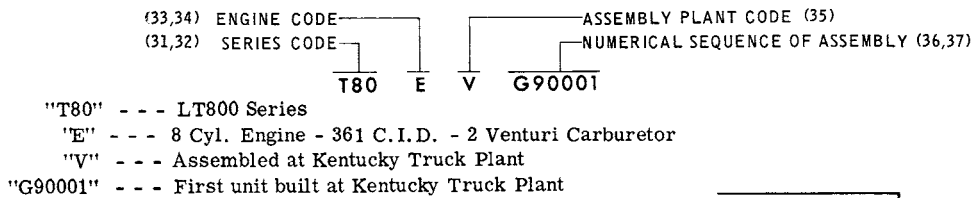
- B-F100/750 (84,85) Right side of dash panel
- C-CT500/1000,E100/300,F-L-LN-LNT-LT-LTS100/900 (81) Latch face of left front door
- P100/500 Right side of radiator support
- W-WT900/1000 Left front door (inside)

The Rating or Warranty Plate includes:

1. Warranty Number (first line) consisting of Codes which identify Series, Engine, Assembly Plant and Numerical Sequence of Assembly.
2. Miscellaneous Vehicle Data (second line) consisting of Wheelbase and Codes which identify Color of Exterior Paint, Model, Trim, Body Type, Auxiliary Transmission, Main Transmission, Rear Axle Ratio and Front Axle Capacity.
3. The third line consists of Gross Vehicle Weight rating, Certified Net Horsepower @ the R.P.M. shown, a Code which identifies the District and the D.S.O. number when applicable.

The page number(s) on which the Codes are listed is shown in parenthesis.

(FIRST LINE) WARRANTY NUMBER (T80EV G90001)



INDICATES U.S. BUILT TRUCKS

SEE OPERATORS MANUAL FOR EQUIP. REQ'D FOR MAX. GVW & LOAD CAPACITIES

T80EVG90001 WARRANTY VOID IF LOAD CAPACITY EXCEEDED

↑ WARRANTY NO./ADEQUATE TIRES REQ'D FOR AXLE LOADINGS

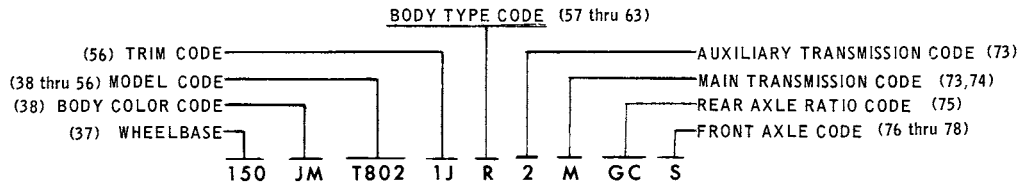
W.B.	COLOR	MODEL	BODY	TRANS.	AXLE
150	JM	T802	1J8	2M	GCS

39000	182	3800	72
MAX. G.V.W. LBS.	CERT. NET H.P.	R.P.M.	D.S.O.

P-8163

INDICATES CANADIAN BUILT TRUCKS

(SECOND LINE) MISCELLANEOUS VEHICLE DATA (150 JM T802 1J8 2M GCS)



- "150" - - - 150" Wheelbase
 "JM" - - - Rangoon Red lower body (J), Wimbledon White upper body (M)
 "T802" - - - LT800 Unit with necessary equipment to rate the given G.V.W.
 "1J" - - - Gray all vinyl (on Standard Cab)
 (Refer to appropriate Soft Trim Section for complete instructions and Trim Code Listing.)
 "R" - - - Conventional Cab
 "2" - - - 3 Speed Dana (Spicer) 5831-D with ratio of 2.0/.85
 When applicable the Auxiliary Transmission Code will be shown to the left of the main Transmission Code.
 "M" - - - Clark 5 Speed 285V Direct Drive
 "GC" - - - Rear Axle Ratio of 7.60 and a capacity of 32M (Eaton No. 30DSC)
 "S" - - - 16M Front Axle with power steering

(PART OF THIRD LINE) DISTRICT CODE (72)

- "72" - - - San Jose District (and D.S.O. number when applicable)
 Refer to page 22 for complete explanation.

1970/ SAFETY STANDARDS CERTIFICATION LABEL - TYPICAL

(USED IN ADDITION TO RATING or WARRANTY PLATE)

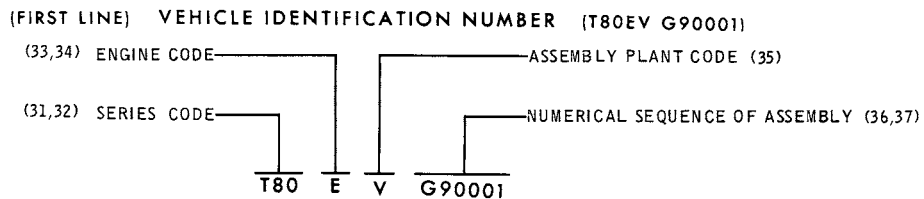
Installed in the following locations:

- E-F100/350 Latch face of the left front door
- C-CT500/1000, F500/750 Quarter pillar opposite the latch face of the left front door
- L-LN-LNT-LT-LTS500/900
- W⁺WT900/1000 Outboard side of the instrument cluster

The Certification Label includes:

- * 1. Build date (e.g. 11/69) in upper left hand corner which indicates the month and year in which the unit was built.
- * 2. Vehicle Identification Number (first line) consisting of Codes which identify Series, Engine, Assembly Plant and Numerical Sequence of Assembly.
- * ONLY ON VEHICLES HAVING BACK-OF-CAB EQUIPMENT INSTALLED AT ASSEMBLY PLANT (PICKUP BOXES, TRACTOR-TRAILER PACKAGE, ETC.)

The page number(s) on which the Codes are listed is shown in parenthesis.



- "T80" - - - LT800
- "E" - - - 8 Cyl. Engine - 361 C.I.D. - 2 Venturi Carburetor
- "V" - - - Assembled at Kentucky Truck Plant
- "G90001" - - - First Unit built at Kentucky Truck Plant during Model Year
- "11/69" - - - Built during November, 1969

VEHICLES SOLD IN U.S.

MANUFACTURED BY		90001	
FORD MOTOR COMPANY			
11/69 THIS VEHICLE CONFORMS TO ALL APPLICABLE FEDERAL MOTOR VEHICLE SAFETY STANDARDS IN EFFECT ON DATE OF MANUFACTURE SHOWN ABOVE			
VEH IDENT NO		WB	COL
T80EVG90001			
MOD		AXLE	
BODY	TRNS	MAX GVWR	NET HP
DSO			
RPM			
WARRANTY VOID IF LOAD CAPACITY EXCEEDED. SEE OPER. MAN. FOR EQUIP. REQ'D FOR MAX. GVW & LOAD CAP. ADEQUATE TIRES REQ'D FOR AXLE LOADING. Made in U.S.A.			

VEHICLES SOLD IN CANADA

MANUFACTURED BY		90001	
FORD MOTOR COMPANY			
11/69 THIS VEHICLE CONFORMS TO ALL U.S. APPLICABLE FEDERAL MOTOR VEHICLE SAFETY STANDARDS IN EFFECT ON DATE OF MANUFACTURE SHOWN ABOVE			
VEH IDENT NO		WB	COL
T80EVG90001			
MOD		AXLE	
BODY	TRNS	MAX GVWR	NET HP
DSO			
RPM			
WARRANTY VOID IF LOAD CAPACITY EXCEEDED. SEE OPER. MAN. FOR EQUIP. REQ'D FOR MAX. GVW & LOAD CAP. ADEQUATE TIRES REQ'D FOR AXLE LOADING. Made in U.S.A.			

P.7409

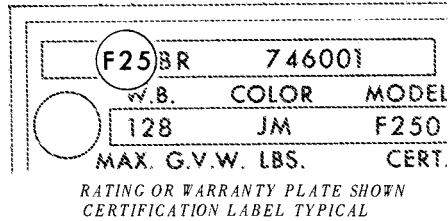
FOR BALANCE OF RATING OR WARRANTY PLATE INFORMATION REFER TO WARRANTY PLATE DIAGRAM ON PAGE 29.

RATING or WARRANTY PLATE and CERTIFICATION LABEL

SERIES CODES 1964/65 U.S. BUILT VEHICLES 1966/ U.S. and CANADIAN BUILT VEHICLES

THE FIRST 3 DIGITS OF THE WARRANTY OR VEHICLE IDENTIFICATION NUMBER INDICATE THE TRUCK SERIES.

THE FOLLOWING CHART LISTS THESE CODES AND THE TRUCK MODEL WHICH THEY REPRESENT.



SERIES CODE	YEAR	DESCRIPTION	G.V.W. RATING	◇ CATALOGED AS -	SERIES CODE	YEAR	DESCRIPTION	G.V.W. RATING	◇ CATALOGED AS -
A80	69		*	F800(Diesel)	E28	71/	Custom Club Wagon Bus	*	E200
A81	69		*	F800(Diesel)	E29	71/	Chateau Wagon Bus	*	E200
A95	64/66		*	HT950(Diesel)	E30	72	Cutaway Cab	*	E300
B50	64/		*	B500	E31	69/	Club Wagon	*	E300
B60	64/		*	B600(Gas)	E32	69/	Custom Club Wagon	*	E300
B61	64/		*	B600	E33	69/	Chateau Wagon	*	E300
B70	64/		*	B700(Gas)	E34	69/	Regular Van	*	E300
B75	64/		*	B750	E35	69/	Window Van	*	E300
C00	64/70		*	C1000	E36	69/	Display Van	*	E300
C01	64/65		*	C1100	E37	71/	Standard Club Wagon Bus	*	E300
C50	70/71		*	C500	E38	71/	Custom Club Wagon Bus	*	E300
C55	64/70		*	C550	E39	71/	Chateau Wagon Bus	*	E300
C60	64/		*	C600(Gas)	F00	64/69		*	F1000(Gas)
C61	64/		*	C600(Gas)	F01	64/65		*	F1100(Gas)
C70	64/		*	C700(Gas)	F10	64/	2 wheel drive	*	F100-4 x 2
C75	64/		*	C750	F11	64/	4 wheel drive	*	F100-4 x 4
C76	68/		*	C750	F17	72	2 wheel drive	*	F100-4 x 2
C80	64/		*	C800(Gas)	F18	72	4 wheel drive	*	F100-4 x 4
C85	64/70		*	C850	F25	64/	2 wheel drive	*	F250-4 x 2
C90	70/		*	C900	F26	64/	4 wheel drive	*	F250-4 x 4
C91	72		*	C900(Gas)	F27	72	2 wheel drive	*	F250-4 x 2
C95	64/70		*	C950	F28	72	4 wheel drive	*	F250-4 x 4
D60	64/		*	C600(Diesel)	F35	64/		*	F350
D61	64/70		*	C600(Diesel)	F37	72		*	F350
D70	64/		*	C700(Diesel)	F50	64/		*	F500
D80	66/		*	C800(Diesel)	F60	64/	2 wheel drive	*	F600(Gas)-4 x 2
E10	64/67	Pickup	*	E100	F61	64/	2 wheel drive	*	F600(Gas)-4 x 2
E11	64/65	Station Bus	*	E100	F65	71/	4 wheel drive	*	F600(Gas)-4 x 4
	66/67	Club Wagon	*	E100	F66	71/	4 wheel drive	*	F600(Gas)-4 x 4
	69/	Club Wagon	*	E100	F70	64/		*	F700
E12	64/67	Custom Club Wagon	*	E100	F75	64/		*	F750
	69/	Custom Club Wagon	*	E100	F80	64/69		*	F800(Gas)
E13	64/67	Deluxe Club Wagon	*	E100		70/		*	L800(Gas)
	69/	Chateau Wagon	*	E100	F81	65/69		*	F800(Gas)
E14	64/67	Van	*	E100		71/		*	L800(Gas)
	69/	Regular Van	*	E100	F85	64/69		*	F850
E15	64/67	Panel Van	*	E100	F86	65		*	F850
	69/	Window Van	*	E100		68/69		*	F850
E16	66/67	Super Van	*	E100	F90	70/		*	L900(Gas)
	69/	Display Van	*	E100	F91	72		*	L900(Gas)
E17	66/67	Super Panel Van	*	E100	F95	64/69		*	F950(Gas)
E21	69/	Club Wagon	*	E200	G35	64/71		*	P350(Diesel)
E22	69/	Custom Club Wagon	*	E200	G40	64/71		*	P400(Diesel)
E23	69/	Chateau Wagon	*	E200	G50	64/71		*	P500(Diesel)
E24	69/	Regular Van	*	E200	H00	64/66		*	H1000(Gas)
E25	69/	Window Van	*	E200	H80	69		*	C800(Diesel)
E26	69/	Display Van	*	E200					
E27	71/	Standard Club Wagon Bus	*	E200					

* For G.V.W. and related information check Model Code (shown on Warranty Plate) against Model Codes beginning on page 38.

◇ The designation (Gas) or (Diesel) will be shown only when necessary to clarify differences in application on similar items for which unique part numbers are required.

For example: unique to Gas -LN900(Gas) not available with Gas -W900
 unique to Diesel -LN900(Diesel) not available with Diesel -F100
 common to Gas and Diesel -LN900

RATING or WARRANTY PLATE and CERTIFICATION LABEL - continued

SERIES CODES

SERIES CODE	YEAR	DESCRIPTION	G.V.W. RATING	◇ CATALOGED AS -	SERIES CODE	YEAR	DESCRIPTION	G.V.W. RATING	◇ CATALOGED AS -
J60	67/71		*	B600(Diesel)	R70	64/69		*	N700(Diesel)
J61	68/71		*	B600(Diesel)		70/		*	LN700(Diesel)
J70	67/		*	B700(Diesel)	R80	67/69		*	N800(Diesel)
J95	64/66		*	HT950(Gas)		70/		*	LN800(Diesel)
K00	64/69		*	F1000(Diesel)	R81	67		*	N800(Diesel)
K01	64/65		*	F1100(Diesel)		69		*	N800(Diesel)
K60	67/		*	F600(Diesel)		71		*	LN800(Diesel)
K61	68/		*	F600(Diesel)	R90	70/		*	LN900(Diesel)
K70	68/		*	F700(Diesel)	R95	64/65		*	N950(Diesel)
K80	66/69		*	F800(Diesel)	R96	64/65		*	N950(Diesel)
	70/		*	L800(Diesel)	S80	70/		*	LNT800(Gas)
K81	66/69		*	F800(Diesel)	S85	64/69		*	NT850(Gas)
	71/		*	L800(Diesel)	S90	70/		*	LNT900(Gas)
K90	70/		*	L900(Diesel)	S91	72		*	LNT900(Gas)
K95	64/69		*	F950(Diesel)	S95	64/69		*	NT950(Gas)
K96	66/69		*	F950(Diesel)	T70	64/66		*	T700
L75	64/67		*	CT750	T75	64/66		*	T750
L80	64/		*	CT800(Gas)	T80	64/69		*	T800(Gas)
L85	64/70		*	CT850		70/		*	LT800(Gas)
L90	70/		*	CT900	T81	72		*	LT800(Gas)
L91	72		*	CT900(Gas)	T85	64/69		*	T850(Gas)
L95	64/70		*	CT950	T90	70/		*	LT900(Gas)
M80	69		*	T800(Diesel)	T91	72		*	LT900(Gas)
N00	64/69		*	N1000(Gas)	T95	64/69		*	T950(Gas)
N01	64/65		*	N1100(Gas)	U80	66/69		*	T800(Diesel)
N50	64/69		*	N500		70/		*	LT800(Diesel)
	70/71		*	LN500	U81	72		*	LT800(Diesel)
N60	64/69		*	N600(Gas)	U85	64/69		*	T850(Diesel)
	70/		*	LN600(Gas)	U90	70/		*	LT900(Diesel)
N61	64/69		*	N600(Gas)	U91	72		*	LT900(Diesel)
	71/		*	LN600(Gas)	U95	64/69		*	T950(Diesel)
N70	64/69		*	N700(Gas)	V80	70/		*	LTS800(Gas)
	70/		*	LN700(Gas)	V90	70/		*	LTS900(Gas)
N75	64/69		*	N750	V91	72		*	LTS900(Diesel)
	70/		*	LN750	W80	67/69		*	NT800(Diesel)
N76	72		*	LN750(Gas)		70/		*	LNT800(Diesel)
N80	70/		*	LN800(Gas)	W81	72		*	LNT800(Diesel)
N81	72		*	LN800(Gas)	W85	64/69		*	NT850(Diesel)
N85	64/69		*	N850	W90	70/		*	LNT900(Diesel)
N86	65		*	N850	W91	72		*	LNT900(Diesel)
	68/69		*	N850	W95	64/69		*	NT950(Diesel)
N90	70/		*	LN900(Gas)	X00	66/70		*	WT1000
N91	72		*	LN900(Gas)	X90	70/		*	WT900
N95	64/69		*	N950(Gas)	Y00	64/66		*	H1000(Diesel)
P10	64/67		*	P100	Y80	70/		*	LTS800(Diesel)
P35	64/		*	P350(Gas)	Y81	72		*	LTS800(Diesel)
P40	64/		*	P400(Gas)	Y90	70/		*	LTS900(Diesel)
P50	64/		*	P500(Gas)	Y91	72		*	LTS900(Diesel)
Q80	66/		*	CT800(Diesel)	Z00	66/70		*	W1000
R00	64/69		*	N1000(Diesel)	Z90	70/		*	W900
R01	64/65		*	N1100(Diesel)					
R60	64/69		*	N600(Diesel)					
	70/		*	LN600(Diesel)					
R61	64/69		*	N600(Diesel)					
	71/		*	LN600(Diesel)					

* For G.V.W. and related information check Model Code (shown on Warranty Plate) against Model Codes beginning on page 38.

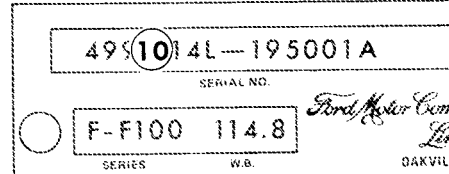
◇ The designation (Gas) or (Diesel) will be shown only when necessary to clarify differences in application on similar items for which unique part numbers are required.

For example: unique to Gas -LN900(Gas) not available with Gas -W900
 unique to Diesel -LN900(Diesel) not available with Diesel -F100
 common to Gas and Diesel -LN900

RATING or WARRANTY PLATE and CERTIFICATION LABEL - continued

SERIES CODES 1965 CANADIAN BUILT VEHICLES

THE FOURTH AND FIFTH DIGITS OF THE SERIAL NUMBER INDICATE THE TRUCK SERIES
THE FOLLOWING CHART LISTS THESE CODES AND THE TRUCK MODEL WHICH THEY REPRESENT.



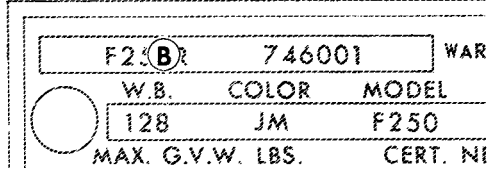
CODE	YEAR	SERIES	◇ CATALOGED AS-	CODE	YEAR	SERIES	◇ CATALOGED AS-
10	65	100 (except Econoline)	(Model) plus 100	70	65	700	(Model) plus 700
11	65	100 (Econoline)	E100	75	65	750	(Model) plus 750
25	65	250	(Model) plus 250	80	65	800	(Model) plus 800
35	65	350	(Model) plus 350	85	65	850	(Model) plus 850
50	65	500	(Model) plus 500	95	65	950	(Model) plus 950
55	65	550	(Model) plus 550	96	65	1000	(Model) plus 1000
60	65	600	(Model) plus 600	98	65	1100	(Model) plus 1100

ENGINE CODES 1964/65 U.S. BUILT VEHICLES 1966/ U.S. and CANADIAN BUILT VEHICLES

THE FOURTH DIGIT OF THE WARRANTY OR VEHICLE IDENTIFICATION NUMBER INDICATES BASIC ENGINE IDENTIFICATION.

THE FOLLOWING CHART LISTS THESE CODES AS WELL AS GAS OR DIESEL, NUMBER OF CYLINDERS, CUBIC INCH DISPLACEMENT, NUMBER OF CARBURETOR VENTURI AND WHERE APPLICABLE THE MANUFACTURERS NAME AND MODEL NUMBER.

FOR FURTHER ENGINE IDENTIFICATION REFER TO SECTION 60 IN THIS CATALOG.



RATING OR WARRANTY PLATE SHOWN
CERTIFICATION LABEL TYPICAL

CODE	YEAR	● G OF D	CYL.	C.I.D.	CARB.	T Y P E	CODE	YEAR	● G OF D	CYL.	C.I.D.	CARB.	T Y P E	
A	64/65	G	8	330	2V	Medium duty	G	64/66	G	8	401	2V	Cummins V8-265 Cummins V903	
	66/	G	6	240	1V	Cummins NHC-250		69/	G	8	302	2V		
	66/	D	6	855				66/69	D	8	784			
B	64	G	6	262	1V	Cummins V6E-195 Cummins V903	H	64/65	G	8	477	2V	Cummins NHC-250	
	65/	G	6	300	1V			66/	G	8	401	4V		
	66/69	D	6	588				68/	G	8	390	2V		
	70/	D	8	903				66/67	D	6	855			
C	64	G	8	292	2V	Medium duty Cummins NHE-180 Caterpillar 225	J	64	G	6	223	1V	Cummins NHC-250 Dorset	
	66/	G	8	330	2V			65	G	6	240	1V		
	66/67	D	6	743				66	G	8	477	2V		
D	64	G	8	292	4V	Heavy duty Cummins NHE-195	K	64/65	G	8	361	2V	Caterpillar-1673 Caterpillar-1673-B Cummins NHCT-270 Cummins NTC-270CT	
	65	G	8	352	2V			66/	G	8	477	4V		
	66/	G	8	330	2V			66/67	D	G	525			
E	64/65	D	6	330		Dagenham Cummins NH-220 Cummins V903	68/69	D	6	525				
	66/	G	8	361	2V		70/71	D	6	855				
	66/68	D	6	743			72	D	6	855				
F	66/	G	6	170	1V	Cummins V8E-235 Cummins NHCT-270								
	66/	G	8	391	4V									
	66/68	D	8	785										
	70/71	D	6	855										

● Gas or Diesel

◇ The designation (Gas) or (Diesel) will be shown only when necessary to clarify differences in application on similar items for which unique part numbers are required.

For example: unique to Gas -LN900(Gas) not available with Gas -W900
 unique to Diesel -LN900(Diesel) not available with Diesel -F100
 common to Gas and Diesel -LN900

GENERAL INFORMATION

RATING or WARRANTY PLATE and CERTIFICATION LABEL - continued

ENGINE CODES

CODE	YEAR	G or D	CYL.	C.I.D.	CARB.	TYPE	CODE	YEAR	G or D	CYL.	C.I.D.	CARB.	TYPE	
L	66/69	G	8	534	4V	Caterpillar-1673-B Cummins NHCT-270 Dorset	Y	67	G	8	352	2V	Cummins NHE-180 Cummins C-180 Cummins N-927	
	66/69	D	6	525				68/	G	8	360	2V		
	70/71	D	6	855				64/65	D	6	743			
	71	D	4	254				67/71	D	6	464			
M	64/65	G	8	330	2V	Heavy duty		72	D	6	927			
	66/	D	6	855		Cummins NTC-260	Z	64/65	D	6	743		Cummins NHE-195	
N	66/	D	6	855		Cummins NTC-280		67/70	D	6	464		Cummins C-160	
P	64/65	G	8	401	4V	Cummins NTC-300	0	64/65	D	6	855		Cummins NH-250	
	66/	D	6	855				70	D	6	638		Caterpillar 1673-C	
Q	64/65	G	8	477	4V	Cummins NTC-320	1	68/	D	6	855		Cummins NH-230	
	66/	D	6	855		Cummins NTC-335	2	66/	D	6	426		Detroit 6-71N	
R	64/65	G	8	534	4V			3	64/65	D	8	784		Cummins V8-265
	66/	D	6	855		Detroit 6-71N		69	D	6	638		Caterpillar 1674	
S	64	G	6	144	1V			4	64/65	D	4	220		Dagenham
	65	G	6	200	1V			68/	D	8	573		Caterpillar 200	
	66/71	D	6	426		Detroit 8V-71N	5	70/71	D	6	855		Cummins NHCT-270	
T	64/65	G	6	170	1V				72	D	8	855		Cummins NHC-270E
	66/	D	8	568		Dagenham Caterpillar-150	6	64/65	D	6	588		Cummins V6E-195	
U	66	D	4	220					66/	D	8	568		Detroit 8V-71N
	68/	D	8	522		Cummins NH-180	7	64/65	D	8	785		Cummins V8E-235	
V	64	D	6	672		Dagenham		66/	D	8	568		Detroit 8V-71NE	
	66	D	6	330		Caterpillar 175	8	64/65	D	6	855		Cummins NHE-225	
	68/	D	8	522		Dorset		69/	D	6	318		Detroit 6V-53N	
W	67/69	D	6	363		Cummins NH-220	9	64/65	G	8	391	4V	Detroit 6-71NE	
X	64/65	D	6	743		Cummins CF-160		66/71	D	6	426			
	67/70	D	6	464										

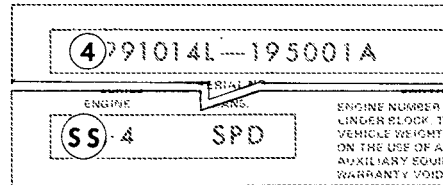
ENGINE CODES

1965 CANADIAN BUILT VEHICLES

THE FIRST DIGIT OF THE SERIAL NUMBER INDICATES THE NUMBER OF CYLINDERS AND GAS OR DIESEL.

THE CODE UNDER "ENGINE" INDICATES BASIC ENGINE IDENTIFICATION. THE FOLLOWING CHARTS LIST BOTH TYPES OF CODES AS WELL AS GAS OR DIESEL, NUMBER OF CYLINDERS, CUBIC INCH DISPLACEMENT AND WHERE APPLICABLE THE MANUFACTURER'S NAME AND MODEL NUMBER.

FOR FURTHER ENGINE IDENTIFICATION REFER TO SECTION 60 IN THIS CATALOG.



CODE	G or D	CYL.	C. I. D.	TYPE	CODE	G or D	CYL.	C. I. D.	TYPE
------	--------	------	----------	------	------	--------	------	----------	------

(CODE SHOWN IN SERIAL NUMBER)

1	G	8			6	G	6		
4	G	8			7	D	6		
5	G	6			8	D	6		

(CODE SHOWN UNDER "ENGINE")

3	D	8	785	Cummins V8-265	SS	G	8	352	
4	D	4	220	Dagenham	ST	G	8	361	
6	D	6	588	Cummins V6E-N195	STT	G	8	361	
7	D	8	785	Cummins V8E-235	SU	G	8	391	
8	D	6	855	Cummins NHE-225	SUT	G	8	391	
					SV	G	8	401	
E	D	6	330	Dagenham	SVT	G	8	401	
O	D	6	855	Cummins NH-250	SW	G	8	477	
SH	G	8	330 H/D		SWT	G	8	477	
SHT	G	8	330 H/D		SX	G	8	534	
SN	G	8	330 M/D		SXT	G	8	534	
SNT	G	8	330 M/D		SZ	G	6	170	
SP	G	6	240		X	D	6	743	Cummins NH-220
SQ	G	6	300 L/D		Y	D	6	743	Cummins NHE-180
SR	G	6	300 H/D		Z	D	6	743	Cummins NHE-195
SRT	G	6	300 H/D						

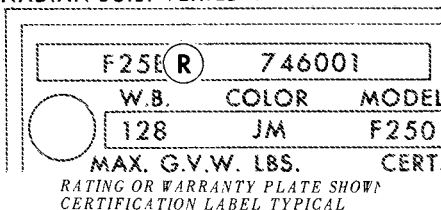
RATING or WARRANTY PLATE and CERTIFICATION LABEL - continued

ASSEMBLY PLANT CODES

1964/65 U.S. BUILT VEHICLES
1966/ U.S. and CANADIAN BUILT VEHICLES

THE FIFTH DIGIT OF THE WARRANTY OR VEHICLE IDENTIFICATION NUMBER INDICATES THE PLANT AT WHICH THE VEHICLE WAS ASSEMBLED.

THE FOLLOWING CHART LISTS THESE CODES AND THE CORRESPONDING ASSEMBLY PLANT.



CODE	ASSEMBLY PLANT	CODE	ASSEMBLY PLANT
C	Ontario Truck	L	Michigan Truck
D	Dallas	N	Norfolk
E	Mahwah	P	Twin Cities
G	Chicago	R	San José
H	Lorain	S	Pilot Plant (Allen Park)
K	Kansas City	U	Louisville
		V	Kentucky Truck

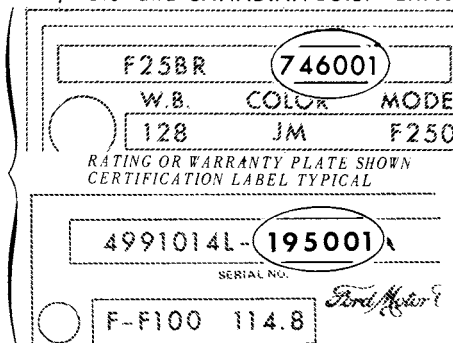
NUMERICAL SEQUENCE OF ASSEMBLY

1964/65 U.S. BUILT VEHICLES
1966/ U.S. and CANADIAN BUILT VEHICLES

A PRODUCTION SERIAL NUMBER SYSTEM IS USED TO IDENTIFY MODEL YEARS.

THE FOLLOWING CHART LISTS THE SERIAL NUMBER RANGES AND THE MODEL

YEAR REPRESENTED DEPENDENT ON THE MODELS LISTED.



SEQUENCED IN ORDER OF SERIAL NUMBER

FROM SERIAL NUMBER	TO SERIAL NUMBER	MODEL	CATALOGED AS MODEL YEAR
(CANADIAN BUILT VEHICLES)			
150,001		C-CT700/1100, F800/1100, T700/950	1965
195,001		B500/750, C550/600, E-F-P100/750	1965
(U.S. BUILT VEHICLES)			
445,001	580,000	B-E-F-P100/600	1964
465,001	580,000	B-F-T700/1100, C-CT-H-HT-N-NT500/1100	1964
580,001	732,000	All (exc. F-N-NT-T500/1100 w/raised roof)	1965
(U.S. and CANADIAN BUILT VEHICLES)			
713,001	716,000	F-N-NT-T500/1100-w/raised roof	1966
732,000	914,000	All	1966
A00,001	B82,000	All (exc. E100)	1967
A00,001	B99,999	E100	1967
C00,001	D82,000	All (exc. E100/300)	1968
C70,001	G30,000	E100/300	1969
D82,001	G30,000	B-F-P100/750, C-CT-W-WT550/1000	1969
D82,001	G90,000	F-T800/1000, N-NT500/1000	1969
G30,001	J70,000	B-E-F-P100/750	1970
G30,001	J90,000	C-CT-W-WT500/1000	1970
G90,001	J90,000	L-LN-LNT-LT-LTS500/900	1970
J70,001	M30,000	B-F-P100/750	1971
J90,001	M30,000	C-CT-W-WT500/1000, L-LN-LNT-LT-LTS500/900	1971
K00,001	M30,000	E100/300	1971
M40,001	Q00,000	All	1972

RATING or WARRANTY PLATE and CERTIFICATION LABEL - continued

SEQUENCED IN ORDER OF TRUCK SERIES

FROM SERIAL NO.	TO SERIAL NO.	CATALOGED AS MODEL YEAR	FROM SERIAL NO.	TO SERIAL NO.	CATALOGED AS MODEL YEAR
-----------------	---------------	-------------------------	-----------------	---------------	-------------------------

B SERIES

445,001	580,000 (B500/600)	1964	C00,001	D82,000	1968
465,001	580,000 (B700/750)	1964	D82,001	G30,000	1969
580,001	732,000	1965	G30,001	J70,000	1970
732,001	914,000	1966	J70,001	M30,000	1971
A00,001	B82,000	1967	M40,001	Q00,000	1972

C-CT-H-HT SERIES

465,001	580,000	1964	D82,001	G30,000	1969
580,001	732,000	1965	G30,001	J90,000	1970
732,001	914,000	1966	J90,001	M30,000	1971
A00,001	B82,000	1967	M40,001	Q00,000	1972
C00,001	D82,000	1968			

E SERIES

445,001	580,000	1964	C70,001	G30,000	1969
580,001	732,000	1965	G30,001	J70,000	1970
732,001	914,000	1966	J70,001	M30,000	1971
A00,001	B99,999	1967	M40,001	Q00,000	1972

F SERIES

445,001	580,000 (F100/600)	1964	C00,001	D82,000	1968
465,001	580,000 (F700/1100)	1964	D82,001	G30,000 (F100/750)	1969
580,001	713,000	1965	D82,001	G90,000 (F800/1000)	1969
713,001	732,000 (exc. raised roof)	1965	G30,001	J70,000 (F100/750)	1970
713,001	732,000 (with raised roof)	1966	J70,001	M30,000	1971
732,001	914,000	1966	M40,001	Q00,000	1972
A00,001	B82,000	1967			

L SERIES

C00,001	D82,000	1968	J90,001	M30,000	1971
G90,001	J90,000	1970	M40,001	Q00,000	1972

IMPORTANT

Due to varying production volumes, the exact serial number with which a change becomes effective cannot be determined. When selecting part numbers referenced to serial numbers, the catalog specifications should be used as an aid in selecting the proper part number.

RATING or WARRANTY PLATE and CERTIFICATION LABEL - continued

SEQUENCED IN ORDER OF TRUCK SERIES - continued

FROM SERIAL NO.	TO SERIAL NO.	CATALOGED AS MODEL YEAR	FROM SERIAL NO.	TO SERIAL NO.	CATALOGED AS MODEL YEAR
-----------------	---------------	-------------------------	-----------------	---------------	-------------------------

N-NT SERIES

465,001	580,000	1964	732,001	914,000	1966
580,001	713,000	1965	A00,001	B82,000	1967
713,001	732,000 (exc. raised roof)	1965	C00,001	D82,000	1968
713,001	732,000 (with raised roof)	1966	D82,001	G90,000	1969

P SERIES

445,001	580,000	1964	D82,001	G30,000	1969
580,001	732,000	1965	G30,001	J70,000	1970
732,001	914,000	1966	J70,001	M30,000	1971
A00,001	B82,000	1967	M40,001	Q00,000	1972

T SERIES

465,001	580,000	1964	732,001	914,000	1966
580,001	713,000	1965	A00,001	B82,000	1967
713,001	732,000 (exc. raised roof)	1965	C00,001	D82,000	1968
713,001	732,000 (with raised roof)	1966	D82,001	G90,000	1969

W-WT SERIES

732,001	914,000	1966	G30,001	J90,000	1970
A00,001	B82,000	1967	J90,001	M30,000	1971
C00,001	D82,000	1968	M40,001	Q00,000	1972
D82,001	G30,000	1969			

WHEELBASE 1964/65 U.S. BUILT VEHICLES 1966/ U.S. and CANADIAN BUILT VEHICLES

THE ACTUAL WHEELBASE IN INCHES IS SHOWN ON
THE RATING OR WARRANTY PLATE.

F25BR		746000	
WR	COLOR	MODEL	
128	JM	F250	
MAX. G.V.W. LBS.		CERT	

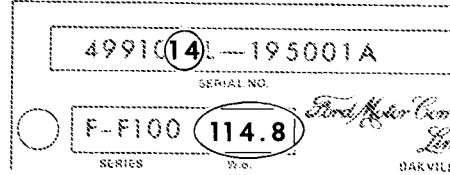
RATING or WARRANTY PLATE and CERTIFICATION LABEL - continued

WHEELBASE CODES 1965 CANADIAN BUILT VEHICLES

THE SIXTH AND SEVENTH DIGITS OF THE SERIAL NUMBER INDICATE THE WHEELBASE OF THE VEHICLE.

THE FOLLOWING CHART LISTS THESE CODES AND THE WHEELBASE WHICH THEY REPRESENT.

IN ADDITION, THE ACTUAL WHEELBASE IN INCHES IS SHOWN ON THE RATING OR WARRANTY PLATE.



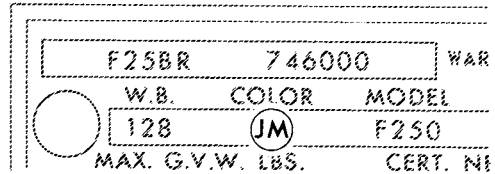
CODE	WHEELBASE (inches)	CODE	WHEELBASE (inches)	CODE	WHEELBASE (inches)	CODE	WHEELBASE (inches)
01	201	28	128.8	53	153	75	175
02	102	32	132	56	156 (except B500)	76	176
11	111	34	134	58	158	85	198.5
12	212	35	135	60	260.5	90	90
14	114.8	42	242.5	61	161	94	194
20	120	44	144	72	174	96	96
22	122	46	146	74	174	99	99
25	222.5	52	156 (B500)				

COLOR CODES (EXTERIOR PAINT) 1964/65 U.S. BUILT VEHICLES

1966/ U.S. and CANADIAN BUILT VEHICLES

THE CODE UNDER "COLOR" INDICATES THE EXTERIOR PAINT COLOR OF THE VEHICLE.

REFER TO THE PAINT SECTION FOR A LISTING OF THESE CODES AND THE PART NUMBER OF THE REQUIRED PAINT.



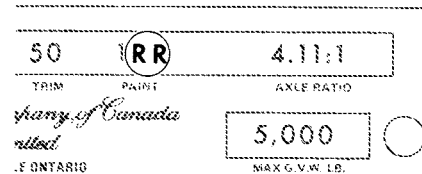
COLOR CODES (EXTERIOR PAINT) 1965 CANADIAN BUILT VEHICLES

THE SECOND AND THIRD DIGITS OF THE CODE ABOVE "PAINT" INDICATES THE EXTERIOR PAINT COLOR OF THE VEHICLE.

FOR SOLID COLOR VEHICLES THE DIGITS ARE THE SAME.

FOR TWO-TONE VEHICLES THE DIGITS DIFFER.

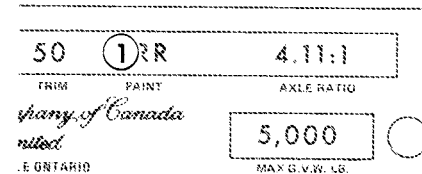
REFER TO THE PAINT SECTION FOR A LISTING OF THESE CODES AND THE PART NUMBER OF THE REQUIRED PAINT.



COLOR CODES (INTERIOR PAINT) 1965 CANADIAN BUILT VEHICLES


THE FIRST DIGIT OF THE "PAINT" CODE IDENTIFIES THE COLOR OF THE INTERIOR PAINT OF THE VEHICLE.

REFER TO THE PAINT SECTION FOR A LISTING OF THESE CODES AND THE PART NUMBER OF THE REQUIRED PAINT.



MODEL CODES 1965 CANADIAN BUILT VEHICLES

THE MODEL CODE IS SHOWN ABOVE "SERIES" AND IDENTIFIES THE MODEL LISTED IN THE CATALOG.



RATING or WARRANTY PLATE and CERTIFICATION LABEL - continued

MODEL CODES

1964/65 U.S. BUILT VEHICLES

1966/ U.S. and CANADIAN BUILT VEHICLES

THE MODEL CODE INDICATES THE TRUCK SERIES AND THE CORRESPONDING G.V.W. RATING.

THE FOLLOWING CHART LISTS THESE CODES AND THE TRUCK MODEL AND G.V.W. RATING WHICH THEY REPRESENT.

F25BR		746000		WAI
W.B.		COLOR		A
128	JM	F250		N
MAX. G.V.W. LBS.				

MODEL CODE	YEAR	DESCRIPTION	G.V.W. RATING	◇ CATALOGED AS -	MODEL CODE	YEAR	DESCRIPTION	G.V.W. RATING	◇ CATALOGED AS -
A800	69		24000	F800 (Diesel)	B708	64/67	A/brakes	23000	B700 (Gas)
A801	69		20000	F800 (Diesel)		68		22000	B700 (Gas)
A802	69		25500	F800 (Diesel)		69	State of Pa.	23000	B700 (Gas)
A804	69	Exc. state of Pa.	27500	F800 (Diesel)		70/72		23000	B700 (Gas)
A805	69	State of Pa.	27500	F800 (Diesel)	B709	67/68		22000	B700 (Gas)
A806	69		24000	F800 (Diesel)		69/70		21000	B700 (Gas)
A807	69		24500	F800 (Diesel)		71/		22000	B700 (Gas)
A810	69	Exc. state of Pa.	27500	F800 (Diesel)	B710	72		19700	B700 (Gas)
A811	69	Exc. state of Pa.	30000	F800 (Diesel)	B711	72		22000	B700 (Gas)
A812	69	State of Pa.	30000	F800 (Diesel)	B750	64/72		22500	B750
A950	64/66		41000	HT950 (Diesel)	B751	64/72		17000	B750
A951	64/66		32000	HT950 (Diesel)	B752	64/67	Hyd/brakes- (14' x 2 1/2" frt.)	23000	B750
A952	64/66		45000	HT950 (Diesel)		68		23000	B750
A953	64/66		49000	HT950 (Diesel)		69	Exc. state of Pa.	23000	B750
B500	64/72		15000	B500		70/		23000	B750
B501	64/70		10000	B500	B753	64/		24000	B750
	71/72		10100	B500	B754	64/		25500	B750
B502	64/		16000	B500	B755	64/67	Hyd/brakes- (15" x 3" frt.)	23000	B750
B503	64		18000	B500		68		23000	B750
	65/72		17000	B500		69	State of Pa.	23000	B750
B504	64		20000	B500		70/72		23000	B750
	65/72		18000	B500	B756	64/67	A/brakes	23000	B750
B505	65/72		20000	B500		68		23000	B750
B506	72		14000	B500		69	State of Pa.	23000	B750
B507	72		17400	B500		70/72		23000	B750
B508	72		19200	B500	B757	72		21500	B750
B600	64/66		17000	B600	B758	72		22000	B750
	67/72		19500	B600 (Gas)	B759	72		22000	B750
B601	64/72		15000	B600 (Gas)	C000	64/70		32000	C1000
B602	64/72		20000	B600 (Gas)	C001	64/70		26000	C1000
B603	67/		17000	B600 (Gas)	C002	64/70		34000	C1000
B604	72		16000	B600 (Gas)	C003	64/70		36000	C1000
B605	72		19200	B600 (Gas)	C010	64/65		36000	C1100
B610	64/		21000	B600 (Gas)	C011	64/65		30000	C1100
B611	64/		22000	B600 (Gas)	C500	70/71		15000	C500
B612	64/		23000	B600 (Gas)	C501	70/71		10100	C500
B613	66/		24000	B600 (Gas)	C502	70/71		17000	C500
B614	67/		19700	B600 (Gas)	C503	70/71		19000	C500
B615	72		20200	B600 (Gas)	C504	70/71		20000	C500
B616	72		22000	B600 (Gas)	C505	71		17000	C500
B700	64/72		20500	B700 (Gas)	C550	64/70		15000	C550
B701	64/72		17000	B700 (Gas)	C551	64/70		10000	C550
B702	64/		21000	B700 (Gas)	C552	64/70		17000	C550
B703	64/72		22500	B700 (Gas)	C553	64/70		19000	C550
B704	64/67	Hyd/brakes- (14" x 2 1/2" frt.)	23000	B700	C554	65/70		20000	C550
	68		23000	B700 (Gas)	C600	64/72		20000	C600 (Gas)
	69	Exc. state of Pa.	23000	B700 (Gas)	C601	64/72		15000	C600 (Gas)
	70/		23000	B700 (Gas)	C602	72		17000	C600 (Gas)
B705	64/		24000	B700 (Gas)	C610	64/72		21000	C600 (Gas)
B706	64/		25500	B700 (Gas)	C611	64		22000	C600 (Gas)
B707	64/67	Hyd/brakes- (45" x 3" frt.)	23000	B700		65	7M frt. axle & 15M rr. axle	22000	C600 (Gas)
	68		23000	B700 (Gas)		66		22000	C600 (Gas)
	69/72	State of Pa.	23000	B700 (Gas)		67	15M rr. axle	22000	C600 (Gas)
						68/		22000	C600 (Gas)

◇ The designation (Gas) or (Diesel) will be shown only when necessary to clarify differences in application on similar items for which unique part numbers are required.

For example: unique to Gas

-LN900(Gas)

not available with Gas

-W900

unique to Diesel

-LN900(Diesel)

not available with Diesel

-F100

common to Gas and Diesel -LN900

RATING or WARRANTY PLATE and CERTIFICATION LABEL - continued

MODEL CODES

MODEL CODE	YEAR	DESCRIPTION	G.V.W. RATING	◇ CATALOGED AS -	MODEL CODE	YEAR	DESCRIPTION	G.V.W. RATING	◇ CATALOGED AS -
C612	64	6M frt. axle & hyd/brakes	23000	C600 (Gas)	C753	64/67	A/brakes	25500	C750
						68/72		25500	C750
	65	6M frt. axle & 17M rr. axle & hyd/brakes	2200	C600 (Gas)	C754	65/67	Hyd/brakes-state of Pa.	25500	C750
	66	6M frt. axle & hyd/brakes	23000	C600 (Gas)		68/72		25500	C750
	67/68		23000	C600 (Gas)	C755	67	22M rr. axle	27500	C750
	69	Exc. state of Pa.	23000	C600 (Gas)		68/		27500	C750
70/		23000	C600 (Gas)	C756	67	18.5M rr. axle	27500	C750	
C613	64	7M frt. axle	23000		C600 (Gas)	68/70		27500	C750
	65	7M frt. axle & 17M rr. axle	22000	C600 (Gas)	72		23000	C750	
	66	7M frt. axle	23000	C600 (Gas)	C760	68/72		27500	C750 (Gas)
	67	17M rr. axle & hyd/brakes	22000	C600 (Gas)		C761	71/72		33000
	68		23000	C600 (Gas)	C800	64/72		27000	C800 (Gas)
	69	State of Pa.	23000	C600 (Gas)	C801	64/72		20000	C800 (Gas)
	70/72		23000	C600 (Gas)		C802	64	18.5M rr. axle & hyd/brakes	27500
	C614	64	6M frt. axle & a/brakes	23000	C600 (Gas)	65	18.5M rr. axle & hyd/brakes-exc. state of Pa.	27500	C800
65		6M frt. axle & 17M rr. axle & a/brakes	22000	C600 (Gas)	66/67	Hyd/brakes-exc. state of Pa.	27500	C800 (Gas)	
66		6M frt. axle & a/brakes	23000	C600 (Gas)	68		27500	C800 (Gas)	
67		17M rr. axle & a/brakes	22000	C600 (Gas)	69	Exc. state of Pa.	27500	C800 (Gas)	
68			23000	C600 (Gas)	70/		27500	C800 (Gas)	
69		State of Pa.	23000	C600 (Gas)	C803	64/65	18.5M rr. axle & a/brakes-(16" x 2 1/2" frt.)	27500	C800
70/72			23000	C600 (Gas)		66/67	18.5M rr. axle & a/brakes-(15" x 3" or 16" x 2 1/2" frt.)	27500	C800 (Gas)
C615		67/72		19700	C600 (Gas)	68		27500	C800 (Gas)
C616	72		20200	C600 (Gas)	69	State of Pa.	27500	C800 (Gas)	
C617	72		21200	C600 (Gas)	70/72		27500	C800 (Gas)	
C700	64/72		24000	C700 (Gas)	C804	64/65	18.5M rr. axle & a/brakes-(16 1/4" x 3 1/2" frt.)	27500	C800
C701	64/72		17000	C700 (Gas)		66/67	18.5M rr. axle & a/brakes (15" x 3 1/2" or 16 1/4" x 3 1/2" frt.)	27500	C800 (Gas)
C702	64	Hyd/brakes	25500	C700 (Gas)	68		27500	C800 (Gas)	
	65/67	Hyd/brakes-exc. state of Pa.	25500	C700 (Gas)	69	State of Pa.	27500	C800 (Gas)	
	68		25500	C700 (Gas)	70/72		27500	C800 (Gas)	
	69	Exc. state of Pa.	25500	C700 (Gas)	C805	64/67	22M rr. axle	27500	C800 (Gas)
70/		25500	C700 (Gas)	68			27500	C800 (Gas)	
C703	64/67	A/brakes	25500	C700 (Gas)	69	State of Pa.	27500	C800 (Gas)	
	68		25500	C700 (Gas)	70/72		27500	C800 (Gas)	
	69	State of Pa.	25500	C700 (Gas)	C806	65/67	18.5M rr. axle & hyd/brakes-state of Pa.	27500	C800 (Gas)
70/72		25500	C700 (Gas)	68			27500	C800 (Gas)	
C704	65/67	Hyd/brakes-state of Pa.	25500	C700 (Gas)	69	State of Pa.	27500	C800 (Gas)	
	68		25500	C700 (Gas)	70/72		27500	C800 (Gas)	
	69	State of Pa.	25500	C700 (Gas)	C807	72		25100	C800 (Gas)
	70/72		25500	C700 (Gas)	C850	64/67	18.5M rr. axle & hyd/brakes	27000	C850
C705	69/72		27500	C700 (Gas)		68		27000	C850
C706	72		21200	C700 (Gas)	69/70	Exc. state of Pa.	27000	C850	
C707	72		23000	C700 (Gas)	C851	64/70		20000	C850
C750	64/72		24000	C750	C852	64/68	22M rr. axle	27000	C850
C751	64/72		17000	C750		68		27000	C850
C752	64	Hyd/brakes	25500	C750	69/70	State of Pa.	27000	C850	
	65/67	Hyd/brakes exc. state of Pa.	25500	C750					
	68/		25500	C750					

◇ The designation (Gas) or (Diesel) will be shown only when necessary to clarify differences in application on similar items for which unique part numbers are required.

For example: unique to Gas -LN900(Gas) not available with Gas -W900
 unique to Diesel -LN900(Diesel) not available with Diesel -F100
 common to Gas and Diesel -LN900

RATING or WARRANTY PLATE and CERTIFICATION LABEL - continued

MODEL CODES

MODEL CODE	YEAR	DESCRIPTION	G.V.W. RATING	◇ CATALOGED AS -	MODEL CODE	YEAR	DESCRIPTION	G.V.W. RATING	◇ CATALOGED AS -
C853	64/65	18.5M rr. axle & a/brakes(16" x 2 1/2")	27000	C850	D612	64	6M frt. axle & hyd/brakes	23000	C600 (Diesel)
	66/67	18.5M rr. axle & a/brakes-(15" x 3" or 16" x 2 1/2" frt.)	27000	C850		65	6M frt. axle, 17M rr. axle & hyd/brakes	22000	C600 (Diesel)
	68		27000	C850		68		23000	C600 (Diesel)
C854	69/70	State of Pa.	27000	C850	69	Exc. state of Pa.	23000	C600 (Diesel)	
	64/65	18.5M rr. axle & a/brakes-(16 1/4" x 3 1/2")	27000	C850	70/		23000	C600 (Diesel)	
	66/67	18.5M rr. axle & a/brakes-(15" x 3 1/2" or 16 1/4" x 3 1/2" frt.)	27000	C850	D613	64	7M frt. axle	23000	C600 (Diesel)
C855	68		27000	C850	65	7M frt. axle & 17M rr. axle	22000	C600 (Diesel)	
	69/70	State of Pa.	27000	C850	66/67	7M frt. axle & 17M rr. axle	23000	C600 (Diesel)	
	64	Exc. state of Pa.	27500	C850	68		23000	C600 (Diesel)	
C856	65/67	Exc. state of Pa.	27500	C850	69	State of Pa.	23000	C600 (Diesel)	
	68		27500	C850	70/72		23000	C600 (Diesel)	
	69/70	State of Pa.	27500	C850	D614	64	6M frt. axle & a/brakes	23000	C600 (Diesel)
C900	70/72		27000	C900	65	6M frt. axle, 17M rr. axle & d/brakes	22000	C600 (Diesel)	
C901	70/72		20000	C900	65/67	6M frt. axle, 17M rr. axle & a/brakes	23000	C600 (Diesel)	
C902	70/72		24000	C900	68		23000	C600 (Diesel)	
C903	70/72		26000	C900	69	State of Pa.	23000	C600 (Diesel)	
C904	70/		27500	C900	70/72		23000	C600 (Diesel)	
C905	70/72		30000	C900	D615	72		20200	C600 (Diesel)
C906	70/		31000	C900	D616	72		21200	C600 (Diesel)
C907	70/		32000	C900	D700	64/72		24000	C700 (Diesel)
C908	70/72		32000	C900	D701	64/72		17000	C700 (Diesel)
C909	70/72		33000	C900	D702	64	Hyd/brakes	25500	C700 (Diesel)
C910	70/		34000	C900		65/67	Hyd/brakes-exc. state of Pa.	25500	C700 (Diesel)
C911	70/72		34000	C900		68		25500	C700 (Diesel)
C912	70/		36000	C900	69	Exc. state of Pa.	25500	C700 (Diesel)	
C913	71/		31000	C900	70/		25500	C700 (Diesel)	
C914	72		25100	C900	D703	64/67	A/brakes	25500	C700 (Diesel)
C950	64/67	Hyd/brakes	30000	C950	68		25500	C700 (Diesel)	
	68		30000	C950	69	State of Pa.	25500	C700 (Diesel)	
	69/70	Exc. state of Pa.	30000	C950	70/72		25500	C700 (Diesel)	
C951	64/70		24000	C950	D704	65/67	Hyd/brakes-state of Pa.	25500	C700 (Diesel)
C952	64/67	A/brakes	30000	C950	68		25500	C700 (Diesel)	
	68		30000	C950	69	State of Pa.	25500	C700 (Diesel)	
	69/70	State of Pa.	30000	C950	70/72		25500	C700 (Diesel)	
C953	64/67	22M rr. axle	32000	C950	D705	71/		27500	C700 (Diesel)
	68/70		32000	C950	D706	72		27500	C700 (Diesel)
C954	64/67	23M rr. axle	32000	C950	D707	72		21200	C700 (Diesel)
	68/70		32000	C950	D708	72		23000	C700 (Diesel)
C955	64/67	23M rr. axle	34000	C950	D800	67/72		27000	C800 (Diesel)
	68/70		34000	C950	D801	67/72		20000	C800 (Diesel)
C956	64/67	22M rr. axle	34000	C950	D802	67	A/brakes-(15" x 3" frt.)	27500	C800 (Diesel)
	68/70		34000	C950		68		27500	C800 (Diesel)
C957	64/70		31000	C950		69	Exc. state of Pa.	27500	C800 (Diesel)
C958	64/70		33000	C950	70/		27500	C800 (Diesel)	
D600	64/72		20000	C600 (Diesel)	D803	67	A/brakes-(15" x 3 1/2" or 16 1/4" x 3 1/2" frt.)	27500	C800 (Diesel)
D601	64/72		15000	C600 (Diesel)		68		27500	C800 (Diesel)
D602	72		17000	C600 (Diesel)		69	State of Pa.	27500	C800 (Diesel)
D610	64/72		21000	C600 (Diesel)	70/72		27500	C800 (Diesel)	
D611	64		22000	C600 (Diesel)					
	65/66	15M rr. axle	22000	C600 (Diesel)					
	67/		22000	C600 (Diesel)					

◇ The designation (Gas) or (Diesel) will be shown only when necessary to clarify differences in application on similar items for which unique part numbers are required.

For example: unique to Gas -LN900(Gas) not available with Gas -W900
 unique to Diesel -LN900(Diesel) not available with Diesel -F100
 common to Gas and Diesel -LN900

RATING or WARRANTY PLATE and CERTIFICATION LABEL - continued

MODEL CODES

MODEL CODE	YEAR	DESCRIPTION	G.V.W. RATING	◇ CATALOGED AS -	MODEL CODE	YEAR	DESCRIPTION	G.V.W. RATING	◇ CATALOGED AS -
D804	67/72		26000	C800 (Diesel)	E143	64	Van	3600	E100
D805	67/72		24000	C800 (Diesel)		66/67	Van-state of Pa.	4930	E100
D806	72		25100	C800 (Diesel)	E144	64	Van	4350	E100
D807	72		32000	C800 (Diesel)		67	Van	4750	E100
D808	72		3500	C800 (Diesel)	E145	64	Van	4850	E100
E100	65	Pickup	3600	E100	E146	64	Van	4850	E100
	66/67	Pickup	3800	E100	E150	65	Panel Van	3600	E100
E101	65/67	Pickup	4350	E100		66	Panel Van	3650	E100
E102	65	Pickup	4930	E100		67	Panel Van	3800	E100
	66/67	Pickup-except state of Pa.	4930	E100		69/70	Window Van	4000	E100
E103	64	Pickup	3600	E100		71/	Window Van	4300	E100
	66/67	Pickup-state of Pa.	4930	E100	E151	65	Panel Van	4300	E100
E104	64	Pickup	4350	E100		66/67	Panel Van	4350	E100
	67	Pickup	4750	E100		69/71	Window Van	4200	E100
E105	64	Pickup	4850	E100		72	Window Van	4600	E100
E106	64	Pickup	4850	E100	E152	65	Panel Van	4930	E100
E110	65/67	Station Bus-(exc.H.D.)		E100		66/67	Panel Van-except state of Pa.	4930	E100
	69/71	Club Wagon		E100		69/71	Window Van	4500	E100
	72	Club Wagon (5 Pass.)		E100		72	Window Van	4800	E100
E112	65/67	Station Bus-(H.D.)		E100	E153	64	Panel Van	3600	E100
E114	66	Club Wagon-(Extended-exc. H.D.)		E100		66/67	Panel Van-state of Pa.	4930	E100
E115	66/67	Club Wagon-(Extended-H.D.)		E100	E154	64	Panel Van	4350	E100
E120	65	Club Wagon-(exc.H.D.)		E100		67	Panel Van	4750	E100
	66/67	Custom Club Wagon-(exc. H.D.)		E100	E155	64	Panel Van	4850	E100
	69/71	Custom Club Wagon		E100	E156	64	Panel Van	4850	E100
E122	65	Club Wagon-(H.D.)		E100	E160	66	Van-(Extended)	3650	E100
	66/71	Custom Club Wagon-(H.D.)		E100		67	Van-(Extended)	3800	E100
E124	66/67	Custom Club Wagon-(Extended-exc.H.D.)		E100		69/70	Display Van	4000	E100
E125	66/67	Custom Club Wagon-(Extended-H.D.)		E100		71	Display Van	4200	E100
E130	65/67	Deluxe Club Wagon-(exc. H.D.)		E100		72	Display Van	4300	E100
	69/71	Chateau Wagon		E100	E161	66/67	Van (Extended)	4350	E100
E132	65/67	Deluxe Club Wagon-(H.D.)		E100		69/71	Display Van	4200	E100
E134	66/67	Deluxe Club Wagon-(Extended-exc.H.D.)		E100		72	Display Van	4600	E100
E135	66/67	Deluxe Club Wagon-(Extended-H.D.)		E100	E162	66/67	Van-(Extended)-except state of Pa.	4930	E100
E140	65	Van	3600	E100		69/71	Display Van	4500	E100
	66	Van	3650	E100		72	Display Van	4800	E100
	67	Van	3800	E100	E163	66	Van-(Extended)-state of Pa.	4930	E100
	69/70	Regular Van	4000	E100	E170	66	Panel Van-(Extended)	3650	E100
	71	Regular Van	4200	E100		67	Panel Van-(Extended)	3800	E100
	72	Regular Van	4300	E100	E171	66/67	Panel Van-(Extended)	4350	E100
E141	65/67	Van	4350	E100	E172	66/67	Panel Van-(Extended)-except state of Pa.	4930	E100
	69/71	Regular Van	4200	E100	E173	66/67	Panel Van-(Extended)-state of Pa.	4930	E100
	72	Regular Van	4600	E100	E210	69/71	Club Wagon		E200
E142	65	Van	4930	E100		72	Club Wagon (5 Pass.)		E200
	66/67	Van-except state of Pa.	4930	E100	E211	72	Club Wagon (8 Pass.)		E200
	69/71	Regular Van	4500	E100	E212	72	Club Wagon		E200
	72	Regular Van	4800	E100	E213	72	Club Wagon (5 Pass.)		E200
					E214	72	Club Wagon (5 Pass.)		E200
					E215	72	Club Wagon (8 Pass.)		E200
					E220	69/71	Custom Club Wagon		E200

◇ The designation (Gas) or (Diesel) will be shown only when necessary to clarify differences in application on similar items for which unique part numbers are required.

For example: unique to Gas -LN900(Gas) not available with Gas -W900
 unique to Diesel -LN900(Diesel) not available with Diesel -F100
 common to Gas and Diesel -LN900

RATING or WARRANTY PLATE and CERTIFICATION LABEL - continued

MODEL CODES

MODEL CODE	YEAR	DESCRIPTION	G.V.W. RATING	◇ CATALOGED AS -	MODEL CODE	YEAR	DESCRIPTION	G.V.W. RATING	◇ CATALOGED AS -
E223	72	Custom Club Wagon (5 Pass.)		E200	E262	69/71	Display Van	5400	E200
						72	Display Van-exc. state of Pa.	6000	E200
E224	72	Custom Club Wagon (5 Pass.)		E200	E263	69/71	Display Van	5100	E200
E225	72	Custom Club Wagon (8 Pass.)		E200		72	Display Van-state of Pa.	5250	E200
E230	69/71	Chateau Wagon		E200	E264	69/71	Display Van	5400	E200
E233	72	Chateau Club Wagon (5 Pass.)		E200		72	Display Van-state of Pa.	5450	E200
E234	72	Chateau Club Wagon (5 Pass.)		E200	E265	72	Display Van-state of Pa.	6000	E200
E235	72	Chateau Club Wagon (8 Pass.)		E200	E270	71	Standard Bus	5400	E200
					E272	72	Club Wagon Bus (8 Pass.)	5450	E200
E240	69/71	Regular Van	5100	E200	E273	72	Club Wagon Bus (8 Pass.)	6000	E200
	72	Regular Van-exc. state of Pa.	5250	E200	E275	72	Club Wagon Bus (8 Pass.)	6000	E200
E241	69/71	Regular Van	4950	E200	E280	71	Custom Bus	5400	E200
	72	Regular Van-exc. state of Pa.	5450	E200	E285	72	Custom Club Wagon (8 Pass.)	6000	E200
E242	69/71	Regular Van	5400	E200	E290	71	Chateau Bus	5400	E200
	72	Regular Van-exc. state of Pa.	6000	E200	E295	72	Chateau Club Wagon (8 Pass.)	6000	E200
E243	69/71	Regular Van	5100	E200					
	72	Regular Van-state of Pa.	5250	E200	E300	72	Cutaway Cab	8300	E300
E244	69/71	Regular Van	5400	E200	E301	72	Cutaway Cab	7600	E300
	72	Regular Van-state of Pa.	5450	E200	E310	69/71	Club Wagon-(exc.H.D.)		E300
E245	72	Regular Van-state of Pa.	6000	E200		72	Club Wagon		E300
					E311	69/71	Club Wagon-(H.D.)		E300
E250	69/71	Window Van	5100	E200		72	Club Wagon (5 Pass.)		E300
	72	Window Van-exc. state of Pa.	5250	E200	E312	72	Club Wagon (8 Pass.)		E300
E251	69/71	Window Van	4950	E200	E313	72	Club Wagon (5 Pass.)		E300
	72	Window Van-exc. state of Pa.	5450	E200	E314	72	Club Wagon (8 Pass.)		E300
E252	69/71	Window Van	5400	E200	E315	72	Club Wagon (12 Pass.)		E300
	72	Window Van-exc. state of Pa.	6000	E200	E316	72	Club Wagon (12 Pass.)		E300
E253	69/71	Window Van	5100	E200					
	72	Window Van-state of Pa.	5250	E200	E320	69/71	Custom Club Wagon-(exc.H.D.)		E300
E254	69/71	Window Van	5400	E200	E321	69/71	Custom Club Wagon-(H.D.)		E300
	72	Window Van-state of Pa.	5450	E200		72	Custom Club Wagon (5 Pass.)		E300
E255	72	Window Van-state of Pa.	6000	E200	E322	72	Custom Club Wagon (8 Pass.)		E300
E260	69/71	Display Van	5100	E200	E323	72	Custom Club Wagon (5 Pass.)		E300
	72	Display Van-exc. state of Pa.	5250	E200	E324	72	Custom Club Wagon (8 Pass.)		E300
E261	69/71	Display Van	4950	E200	E325	72	Custom Club Wagon (12 Pass.)		E300
	72	Display Van-exc. state of Pa.	5450	E200	E326	72	Custom Club Wagon (12 Pass.)		E300
					E330	69/71	Chateau Wagon-(exc. H.D.)		E300

◇ The designation (Gas) or (Diesel) will be shown only when necessary to clarify differences in application on similar items for which unique part numbers are required.

For example: unique to Gas -LN900(Gas) not available with Gas -W900
 unique to Diesel -LN900(Diesel) not available with Diesel -F100
 common to Gas and Diesel -LN900

RATING or WARRANTY PLATE and CERTIFICATION LABEL - continued

MODEL CODES

MODEL CODE	YEAR	DESCRIPTION	G.V.W. RATING	◇ CATALOGED AS -	MODEL CODE	YEAR	DESCRIPTION	G.V.W. RATING	◇ CATALOGED AS -
E331	69/71	Chateau Wagon-(H.D.)		E300	E362	69/71	Display Van	7400	E300
	72	Chateau Club Wagon (5 Pass.)		E300		72	Display Van	6800	E300
E332	72	Chateau Club Wagon (8 Pass.)		E300	E363	69/71	Display Van	7400	E300
E333	72	Chateau Club Wagon (5 Pass.)		E300		72	Display Van	7000	E300
E334	72	Chateau Club Wagon (8 Pass.)		E300	E364	69/70	Display Van	7600	E300
E335	72	Chateau Club Wagon (12 Pass.)		E300		71	Display Van	8000	E300
E336	72	Chateau Club Wagon (12 Pass.)		E300		72	Display Van-exc. state of Pa.	7500	E300
E340	69/	Regular Van	6050	E300	E365	69/71	Display Van	7600	E300
E341	69/71	Regular Van	6800	E300		72	Display Van-exc. state of Pa.	7700	E300
	72	Regular Van	6200	E300	E366	72	Display Van	8300	E300
E342	69/71	Regular Van	7400	E300	E367	72	Display Van-state of Pa.	7500	E300
	72	Regular Van	6800	E300	E368	72	Display Van-state of Pa.	7700	E300
E343	69/71	Regular Van	7400	E300	E370	71	Standard Bus	6800	E300
	72	Regular Van	7000	E300	E371	71	Standard Bus	7600	E300
E344	69/70	Regular Van	7600	E300		72	Club Wagon Bus (8 Pass.)	6800	E300
	71	Regular Van	8000	E300	E372	71	Standard Bus	8300	E300
	72	Regular Van-exc. state of Pa.	7500	E300		72	Club Wagon Bus (8 Pass.)	7500	E300
E345	69/71	Regular Van	7600	E300	E373	72	Club Wagon Bus (12 Pass.)	7600	E300
	72	Regular Van-exc. state of Pa.	7700	E300	E374	72	Club Wagon Bus (8 Pass.)	7800	E300
E346	72	Regular Van	8300	E300	E375	72	Club Wagon Bus (12 Pass.)	7800	E300
E347	72	Regular Van-state of Pa.	7500	E300	E376	72	Club Wagon Bus (12 Pass.)	6800	E300
E348	72	Regular Van-state of Pa.	7700	E300	E380	71	Custom Bus	6800	E300
E350	69/	Window Van	6050	E300	E381	71	Custom Bus	7600	E300
E351	69/71	Window Van	6800	E300		72	Custom Club Wagon Bus (8 Pass.)	6800	E300
	72	Window Van	6200	E300	E382	71	Custom Bus	8300	E300
E352	69/71	Window Van	7400	E300		72	Custom Club Wagon Bus (8 Pass.)	7500	E300
	72	Window Van	6800	E300	E383	72	Custom Club Wagon Bus (12 Pass.)	7600	E300
E353	69/71	Window Van	7400	E300	E384	72	Custom Club Wagon Bus (8 Pass.)	7800	E300
	72	Window Van	7000	E300	E385	72	Custom Club Wagon Bus (12 Pass.)	7800	E300
E354	69/70	Window Van	7600	E300	E386	72	Custom Club Wagon Bus (12 Pass.)	6800	E300
	71	Window Van	8000	E300	E390	71	Chateau Bus	6800	E300
	72	Window Van-exc. state of Pa.	7500	E300	E391	71	Chateau Bus	7600	E300
E355	69/71	Window Van	7600	E300		72	Chateau Club Wagon Bus (8 Pass.)	6800	E300
	72	Window Van-exc. state of Pa.	7700	E300	E392	71	Chateau Bus	8300	E300
E356	72	Window Van	8300	E300		72	Chateau Club Wagon Bus (8 Pass.)	7500	E392
E357	72	Window Van-state of Pa.	7500	E300	E393	72	Chateau Club Wagon Bus (12 Pass.)	7600	E300
E358	72	Window Van-state of Pa.	7700	E300					
E360	69/	Display Van	6050	E300					
E361	69/71	Display Van	6800	E300					
	72	Display Van	6200	E300					

◇ The designation (Gas) or (Diesel) will be shown only when necessary to clarify differences in application on similar items for which unique part numbers are required.

For example: unique to Gas -LN900(Gas)
 unique to Diesel -LN900(Diesel)
 common to Gas and Diesel -LN900

not available with Gas -W900
 not available with Diesel -F100

RATING or WARRANTY PLATE and CERTIFICATION LABEL - continued

MODEL CODES

MODEL CODE	YEAR	DESCRIPTION	G.V.W. RATING	◇ CATALOGED AS -	MODEL CODE	YEAR	DESCRIPTION	G.V.W. RATING	◇ CATALOGED AS -
E394	72	Chateau Club Wagon Bus (8 Pass.)	7800	E300	F175	72	Chassis and cab-2 wheel drive-state of Pa.	5500	F100-4 x 2
E395	72	Chateau Club Wagon Bus (12 Pass.)	7800	E300	F180	72	Chassis and cab-4 wheel drive-exc. state of Pa.	5200	F100-4 x 4
E396	72	Chateau Club Wagon Bus (12 Pass.)	6800	E300	F181	72	Chassis and cab-4 wheel drive-exc. state of Pa.	5600	F100-4 x 4
F000	64/69		32000	F1000 (Gas)	F182	72	Chassis and cab-4 wheel drive-state of Pa.	5200	F100-4 x 4
F001	64/69		26000	F1000 (Gas)	F183	72	Chassis and cab-4 wheel drive-state of Pa.	5600	F100-4 x 4
F002	64/69		34000	F1000 (Gas)	F250	64/66	2 wheel drive	7500	F250-4 x 4
F003	64/69		36000	F1000 (Gas)		67/71	2 wheel drive-exc. state of Pa.	7500	F250-4 x 4
F010	64/65		38000	F1100 (Gas)		72	Pickup-2 wheel drive	6200	F250-4 x 2
F011	64/65		30000	F1100 (Gas)	F251	64/67	2 wheel drive	4800	F250-4 x 4
F100	64/71	2 wheel drive-exc. state of Pa.	5000	F100-4 x 2		72	Pickup-2 wheel drive	6900	F250-4 x 2
	72	Pickup-2 wheel drive	4450	F100-4 x 2	F252	67/71	2 wheel drive-state of Pa.	7500	F250-4 x 2
F101	64/71	2 wheel drive	4200	F100-4 x 2		72	Pickup-2 wheel drive-exc. state of Pa.	7500	F250-4 x 2
	72	Pickup-2 wheel drive	4550	F100-4 x 2	F253	67	2 wheel drive-exc. state of Pa.	6000	F250-4 x 2
F102	64/71	2 wheel drive-state of Pa.	5000	F100-4 x 2		68/71	2 wheel drive-exc. state of Pa.	6100	F250-4 x 2
	72	Pickup-2 wheel drive	4800	F100-4 x 2		72	Pickup-2 wheel drive-exc. state of Pa.	8100	F250-4 x 2
F103	67/71	2 wheel drive	4500	F100-4 x 2	F254	67/71	2 wheel drive-exc. state of Pa.	6900	F250-4 x 2
	72	Pickup-2 wheel drive	5000	F100-4 x 2		72	Pickup-2 wheel drive-state of Pa.	7500	F250-4 x 2
F104	68/71	2 wheel drive	4800	F100-4 x 2	F255	67	2 wheel drive-state of Pa.	6000	F250-4 x 2
	72	Pickup-2 wheel drive-exc. state of Pa.	5500	F100-4 x 2		68/71	2 wheel drive-state of Pa.	6100	F250-4 x 2
F105	72	Pickup-2 wheel drive-state of Pa.	5500	F100-4 x 2		72	Pickup-2 wheel drive-state of Pa.	8100	F250-4 x 2
F110	64/71	4 wheel drive-exc. state of Pa.	5600	F100-4 x 4	F256	67/71	2 wheel drive-state of Pa.	6900	F250-4 x 2
	72	Pickup-4 wheel drive-exc. state of Pa.	5200	F100-4 x 4	F257	67	2 wheel drive	5500	F250-4 x 2
F111	64/67	4 wheel drive	4900	F100-4 x 4	F260	64/71	4 wheel drive	6800	F250-4 x 4
	68/71	4 wheel drive	5000	F100-4 x 4		72	Pickup-4 wheel drive	6500	F250-4 x 4
	72	Pickup-4 wheel drive-exc. state of Pa.	5600	F100-4 x 4	F261	64/67	4 wheel drive	4900	F250-4 x 4
F112	64/71	4 wheel drive-state of Pa.	5600	F100-4 x 4		72	Pickup-4 wheel drive-exc. state of Pa.	7100	F250-4 x 4
	72	Pickup-4 wheel drive-state of Pa.	5200	F100-4 x 4	F262	64/66	4 wheel drive	7700	F250-4 x 4
F113	68/71	4 wheel drive	4600	F100-4 x 4		67/71	4 wheel drive-exc. state of Pa.	7700	F250-4 x 4
	72	Pickup-4 wheel drive-state of Pa.	5600	F100-4 x 4		72	Pickup-4 wheel drive-exc. state of Pa.	7700	F250-4 x 4
F170	72	Chassis and cab-2 wheel drive	4450	F100-4 x 2					
F171	72	Chassis and cab-2 wheel drive	4550	F100-4 x 2					
F172	72	Chassis and cab-2 wheel drive	4800	F100-4 x 2					
F173	72	Chassis and cab-2 wheel drive	5000	F100-4 x 2					
F174	72	Chassis and cab-2 wheel drive-exc. state of Pa.	5500	F100-4 x 2					

◇ The designation (Gas) or (Diesel) will be shown only when necessary to clarify differences in application on similar items for which unique part numbers are required.

For example: unique to Gas -LN900(Gas) not available with Gas -W900
 unique to Diesel -LN900(Diesel) not available with Diesel -F100
 common to Gas and Diesel -LN900

RATING or WARRANTY PLATE and CERTIFICATION LABEL - continued

MODEL CODES

MODEL CODE	YEAR	DESCRIPTION	G.V.W. RATING	◇ CATALOGED AS -	MODEL CODE	YEAR	DESCRIPTION	G.V.W. RATING	◇ CATALOGED AS -
F263	67	4 wheel drive	6100	F250-4 x 4	F373	72	Chassis and cab-exc. state of Pa.	9000	F350
	88/71	4 wheel drive	6300	F250-4 x 4					
	72	Pickup-4 wheel drive-state of Pa.	7100	F250-4 x 4					
F264	67/71	4 wheel drive-state of Pa.	7700	F250-4 x 4	F374	72	Chassis and cab-exc. state of Pa.	10000	F350
	72	Pickup-4 wheel drive-state of Pa.	7700	F250-4 x 4					
F270	72	Chassis and cab-2 wheel drive	6200	F250-4 x 2	F375	72	Chassis and cab-state of Pa.	10000	F350
F271	72	Chassis and cab-2 wheel drive-	6900	F250-4 x 2					
F272	72	Chassis and cab-2 wheel drive-exc. state of Pa.	7500	F250-4 x 2	F376	72	Chassis and cab-state of Pa.	9000	F350
F273	72	Chassis and cab-2 wheel drive-exc. state of Pa.	8100	F250-4 x 2					
F274	72	Chassis and cab-4 wheel drive-state of Pa.	7500	F250-4 x 2	F500	64/72		15000	F500
F275	72	Chassis and cab-4 wheel drive-state of Pa.	8100	F250-4 x 2	F501	64/70		10000	F500
					F502	64/71/72		10100	F500
F280	72	Chassis and cab-4 wheel drive-	6500	F250-4 x 4	F503	64/65/72		16000	F500
F281	72	Chassis and cab-4 wheel drive-exc. state of Pa.	7100	F250-4 x 4	F504	64/65/72		17000	F500
F282	72	Chassis and cab-4 wheel drive-exc. state of Pa.	7700	F250-4 x 4	F505	64/65/72		20000	F500
F283	72	Chassis and cab-4 wheel drive-state of Pa.	7100	F250-4 x 4	F506	72		14000	F500
F284	72	Chassis and cab-4 wheel drive-state of Pa.	7700	F250-4 x 4	F507	72		17400	F500
F350	64/68		10000	F350	F508	72		19200	F500
	69/71	Exc. state of Pa.	8000	F350	F600	64/66		17000	F600
F351	72	Pickup	6600	F350	F601	67/72	2 wheel drive	19500	F600(Gas)4 x 2
	64/66		8000	F350	F602	64/72	2 wheel drive	15000	F600(Gas)4 x 2
F352	67/68	Exc. state of Pa.	8000	F350	F603	64/72	2 wheel drive	20000	F600(Gas)4 x 2
	69/71		10000	F350	F604	67/72	2 wheel drive	17000	F600(Gas)4 x 2
F353	67/71	State of Pa.	8000	F350	F605	72	2 wheel drive	19200	F600(Gas)4 x 2
	69/71		8300	F350	F610	64/68/69/	2 wheel drive	21000	F600(Gas)4 x 2
F354	69/71		8300	F350	F611	64/68/69/	2 wheel drive	22000	F600(Gas)4 x 2
F355	69/71		9000	F350	F612	64/67	Hyd/brakes-(14' x 2 1/2" frt.)	23000	F600 (Gas)
F370	72	Chassis and cab	6600	F350		68		23000	F600 (Gas)
F371	72	Chassis and cab	8000	F350		69/	2 wheel drive-exc. state of Pa.	23000	F600(Gas)4 x 2
F372	72	Chassis and cab	8300	F350	F613	64/67	A/brakes	23000	F600 (Gas)
						68		23000	F600 (Gas)
						69/	2 wheel drive-state of Pa.	23000	F600(Gas)4 x 2
					F614	64/67	Hyd/brakes-(15" x 3" frt.)	23000	F600 (Gas)
						68		23000	F600 (Gas)
						69/	2 wheel drive-state of Pa.	23000	F600(Gas)4 x 2
					F615	66/	2 wheel drive	24000	F600(Gas)4 x 2
					F616	67/	2 wheel drive	19700	F600(Gas)4 x 2
					F617	69/	2 wheel drive	20200	F600(Gas)4 x 2
					F618	72	2 wheel drive	17990	F600(Gas)4 x 2
					F619	72	2 wheel drive	22000	F600(Gas)4 x 2
					F650	71/72	4 wheel drive	16000	F600(Gas)4 x 4
					F651	71	4 wheel drive	16000	F600-4 x 4
						72	4 wheel drive	15000	F600(Gas)4 x 4
					F652	71/72	4 wheel drive	17000	F600(Gas)4 x 4
					F653	71/72	4 wheel drive	18000	F600(Gas)4 x 4
					F654	72	4 wheel drive	17200	F600(Gas)4 x 4
					F660	71/72	4 wheel drive-exc. state of Pa.	20000	F600(Gas)4 x 4
					F661	71/72	4 wheel drive-state of Pa.	20000	F600(Gas)4 x 4

◇ The designation (Gas) or (Diesel) will be shown only when necessary to clarify differences in application on similar items for which unique part numbers are required.

For example: unique to Gas -LN900(Gas)
 unique to Diesel -LN900(Diesel)
 common to Gas and Diesel -LN900

not available with Gas -W900
 not available with Diesel -F100

RATING or WARRANTY PLATE and CERTIFICATION LABEL - continued

MODEL CODES

MODEL CODE	YEAR	DESCRIPTION	G.V.W. RATING	◇ CATALOGED AS -	MODEL CODE	YEAR	DESCRIPTION	G.V.W. RATING	◇ CATALOGED AS -
F662	72	4 wheel drive	24000	F600(Gas)4 x 4	F758	67		27500	F750
F663	72	4 wheel drive	24000	F600(Gas)4 x 4		71/		27500	F750
F664	72	4 wheel drive	21700	F600(Gas)4 x 4	F759	67		28000	F750
						71/72		28000	F750
F700	64/67		22000	F700	F760	71/72		27500	F750
	68/		22000	F700 (Gas)	F761	72		27500	F750
F701	64/67		17000	F700	F762	72		21500	F750
	68/72		17000	F700 (Gas)	F763	72		22000	F750
F702	64/67	Hyd/brakes- (14" x 2 1/2")	23000	F700	F764	72		21500	F750
	68		23000	F700 (Gas)	F765	72		22000	F750
	69	Exc. state of Pa.	23000	F700 (Gas)					
	70/		23000	F700 (Gas)	F800	64	5.5M frt. axle	23000	F800
F703	64/67		24000	F700		65/66	6M frt. axle & hyd/brakes- (14" x 2 1/2" frt.)	23000	F800
	68/		24000	F700 (Gas)		67	Hyd/brakes- (14" x 2 1/2" frt.)	23000	F800 (Gas)
F704	64/67	Hyd/brakes	25500	F700		68		23000	F800 (Gas)
	68		25500	F700 (Gas)		69	Exc. state of Pa.	23000	F800 (Gas)
	69	Exc. state of Pa.	25500	F700 (Gas)		70/72		23500	L800 (Gas)
	70/		25500	F700 (Gas)	F801	64/69		17000	F800 (Gas)
F705	64/67	Hyd/brakes- (15" x 3" frt.)	23000	F700		70/72		20000	L800 (Gas)
	68		23000	F700 (Gas)	F802	64/69		24000	F800 (Gas)
	69	State of Pa.	23000	F700 (Gas)		70/		24500	L800 (Gas)
	71/72		23000	F700 (Gas)	F803	64	Hyd/brakes	25500	F800
F706	64/67	A/brakes	23000	F700		65/67	Hyd/brakes-	25500	F800 (Gas)
	68		23000	F700 (Gas)		68		25500	F800 (Gas)
	69	State of Pa.	23000	F700 (Gas)		69	Exc. state of Pa.	25500	F800 (Gas)
	71/72		23000	F700 (Gas)		70/		25500	L800 (Gas)
F707	64/67	A/brakes	25500	F700	F804	64/67	18.5M rr axle & hyd/brakes	27500	F800 (Gas)
	68		25500	F700 (Gas)		68		27500	F800 (Gas)
	69	State of Pa.	25500	F700 (Gas)		70/		27500	L800 (Gas)
	71/72		25500	F700 (Gas)	F805	64	6M frt. axle	23000	F800
F708	72		17990	F700(Gas)		65	6M frt. axle & hyd/brakes- (15" x 3" frt.)	23000	F800
F709	72		19200	F700 (Gas)		67	Hyd/brakes- (15" x 3" frt.)	23000	F800 (Gas)
						68		23000	F800 (Gas)
F710	72		21000	F700 (Gas)		69	State of Pa.	23000	F800 (Gas)
F750	64/71		22500	F750		70/		29000	L800 (Gas)
F751	64/72		17000	F750	F806	64/67	A/brakes	25500	F800 (Gas)
F752	64/67	Hyd/brakes-	23000	F750		68		25500	F800 (Gas)
	68		23000	F750		69	State of Pa.	25500	F800 (Gas)
	69	Exc. state of Pa.	23000	F750		70/		31000	L800 (Gas)
	70/		23000	F750	F807	64/67	18.5M rr. axle & a/brakes	27500	F800 (Gas)
F753	64/		24000	F750		68		27500	F800 (Gas)
F754	64/67	Hyd/brakes	25500	F750		69	State of Pa.	27500	F800 (Gas)
	68		25500	F750		70/72		33000	L800 (Gas)
	69	Exc. state of Pa.	25500	F750	F808	64/67	22M rr. axle	27500	F800 (Gas)
	70/		25500	F750		68		27500	F800 (Gas)
F755	64/67	Hyd/brakes- (15" x 3" frt.)	23000	F750		69	State of Pa.	27500	F800 (Gas)
	68		23000	F750		70/		34000	L800 (Gas)
	69	State of Pa.	23000	F750	F809	65/67	Hyd/brakes- state of Pa.	25500	F800 (Gas)
	71/72		23000	F750		68		25500	F800 (Gas)
F756	64/67	7M frt. axle & a/brakes	25500	F750		69	State of Pa.	25500	F800 (Gas)
	68		25500	F750		71/		31000	L800 (Gas)
	69	State of Pa.	25500	F750					
	71/72		25500	F750					
F757	65/67	6M frt. axle & a/brakes	23000	F750					
	68		23000	F750					
	69	State of Pa.	23000	F750					
	71/72		23000	F750					

◇ The designation (Gas) or (Diesel) will be shown only when necessary to clarify differences in application on similar items for which unique part numbers are required.

For example: unique to Gas -LN900(Gas) not available with Gas -W900
 unique to Diesel -LN900(Diesel) not available with Diesel -F100
 common to Gas and Diesel -LN900

RATING or WARRANTY PLATE and CERTIFICATION LABEL - continued

MODEL CODES

MODEL CODE	YEAR	DESCRIPTION	G.V.W. RATING	◇ CATALOGED AS -	MODEL CODE	YEAR	DESCRIPTION	G.V.W. RATING	◇ CATALOGED AS -
F810	67/69		30000	F800 (Gas)	F953	64/67	A/brakes	30000	F950 (Gas)
	72		22100	L800 (Gas)		68		30000	F950 (Gas)
F811	68		27500	F800 (Gas)		69	State of Pa.	30000	F950 (Gas)
	69	Exc. state of Pa.	27500	F800 (Gas)	F954	64/65	11M frt. axle	32000	F950 (Gas)
	72		31800	L800 (Gas)		66/67	12M frt. axle	32000	F950 (Gas)
F812	72		22100	L800		68/69		32000	F950 (Gas)
F813	72		22100	L800	F955	64/67	9M frt. axle	32000	F950 (Gas)
F814	72		34000	L800		68/69		32000	F950 (Gas)
F850	64/67	Hyd/brakes	25000	F850	F956	64/69		34000	F950 (Gas)
	68		25000	F850	F957	64/69		29000	F950 (Gas)
	69	Exc. state of Pa.	25000	F850	F958	64/69		31000	F950 (Gas)
F851	64/69		20000	F850	F959	64/69		33000	F950 (Gas)
F852	64/67	A/brakes	25000	F850	G350	64/71		8000	P350(Diesel)
	68		25000	F850	G351	64/67		5900	P350(Diesel)
	69	State of Pa.	25000	F850		68/71		6100	P350(Diesel)
F853	64/67	18.5M rr. axle & hyd/brakes	27000	F850	G352	68/71		6500	P350(Diesel)
	68		27000	F850	G353	69/71		8000	P350(Diesel)
F854	64/67	22M rr. axle	27000	F850	G400	64/71		10000	P400(Diesel)
	68		27000	F850	G401	64/71		7700	P400(Diesel)
	69	State of Pa.	27000	F850	G402	65/71		8000	P400(Diesel)
F855	64/67	18.5M rr. axle & a/brakes	27000	F850	G403	68/71		7000	P400(Diesel)
	68		27000	F850	G500	64/71		15000	P500(Diesel)
	69	State of Pa.	27000	F850	G501	64/67		10000	P500(Diesel)
F856	64		25500	F850		68/71		10100	P500(Diesel)
	65/67	Exc. state of Pa.	25500	F850	G502	68/71		8000	P500(Diesel)
	68		25500	F850	G503	69/71		12000	P500(Diesel)
	69	Exc. state of Pa.	25500	F850	H000	64/66		30000	H1000(Gas)
F857	64/68		27500	F850	H001	64/66		24000	H1000(Gas)
F858	65/67	State of Pa.	25500	F850	H002	64/66		32000	H1000(Gas)
	68		25500	F850	H003	64/66		34000	H1000(Gas)
	69	State of Pa.	25500	F850	H800	69/70		27000	C800(Diesel)
F859	67/68		32000	F850	H801	69/70		20000	C800(Diesel)
F860	68		27000	F850	H802	69/70	Exc. state of Pa.	27500	C800(Diesel)
	69	State of Pa.	27000	F850	H803	69/70	State of Pa.	27500	C800(Diesel)
F861	68/69		27500	F850	H804	69/70		26000	C800(Diesel)
F862	68/69		32000	F850	H805	69/70		24000	C800(Diesel)
F900	70/		25500	L900 (Gas)	J600	67/71		20000	B600(Diesel)
F901	70/72		24000	L900 (Gas)	J601	67/71		15000	B600(Diesel)
F902	70/		27500	L900 (Gas)	J602	67/71		19500	B600(Diesel)
F903	70/72		29000	L900 (Gas)	J603	67/71		17000	B600(Diesel)
F904	70/72		30000	L900 (Gas)	J610	67/71		21000	B600(Diesel)
F905	70/		31000	L900 (Gas)	J611	67/71		22000	B600(Diesel)
F906	70/		32000	L900 (Gas)	J612	67/71		23000	B600(Diesel)
F907	70/72		33000	L900 (Gas)	J613	67/71		24000	B600(Diesel)
F908	70/		34000	L900 (Gas)	J614	67/71		19700	B600(Diesel)
F909	70/		35000	L900 (Gas)	J700	68/72		20500	B700(Diesel)
F910	71/72		33000	L900 (Gas)	J701	68/70		17000	B700(Diesel)
F911	71/72		27500	L900 (Gas)		71/72		17500	B700(Diesel)
F912	72		23100	L900 (Gas)	J702	68/70		21000	B700(Diesel)
F913	72		31800	L900 (Gas)		72		20200	B700(Diesel)
F914	72		31000	L900 (Gas)	J703	68/72		22500	B700(Diesel)
F950	64/69		28000	F950 (Gas)	J704	68		23000	B700(Diesel)
F951	64/69		24000	F950 (Gas)		69	Exc. state of Pa.	23000	B700(Diesel)
F952	64/67	Hyd/brakes	30000	F950 (Gas)		70/		23000	B700(Diesel)
	68		30000	F950 (Gas)	J705	68/		24000	B700(Diesel)
	69	Exc. state of Pa.	30000	F950 (Gas)	J706	68/		25500	B700(Diesel)
					J707	68		23000	E700(Diesel)
						69	State of Pa.	23000	B700(Diesel)
					J708	70/72		23000	B700(Diesel)
						68		23000	B700(Diesel)
						69	State of Pa.	23000	B700(Diesel)
						70/72		23000	B700(Diesel)

◇ The designation (Gas) or (Diesel) will be shown only when necessary to clarify differences in application on similar items for which unique part numbers are required.

For example: unique to Gas -LN900(Gas)
 unique to Diesel -LN900(Diesel)
 common to Gas and Diesel -LN900

not available with Gas -W900
 not available with Diesel -F100

RATING or WARRANTY PLATE and CERTIFICATION LABEL - continued

MODEL CODES

MODEL CODE	YEAR	DESCRIPTION	G.V.W. RATING	◇ CATALOGED AS -	MODEL CODE	YEAR	DESCRIPTION	G.V.W. RATING	◇ CATALOGED AS -
J709	68/		22000	B700(Diesel)	K801	67/69		20000	F800 (Diesel)
J710	72		22000	B700(Diesel)		70/72		20000	L800 (Diesel)
J950	64/66		41000	HT950(Gas)	K802	67/69		25500	F800 (Diesel)
J951	64/66		32000	HT950(Gas)		70/		25500	L800 (Diesel)
J952	64/66		45000	HT950(Gas)	K803	67	18.5M rr. axle & a/brakes	27500	F800 (Diesel)
J953	64/66		49000	HT950(Gas)		68		27500	F800 (Diesel)
K000	64/69		32000	F1000 (Diesel)	69	Exc. state of Pa.	27500	F800 (Diesel)	
K001	64/69		26000	F1000 (Diesel)	70/		27500	L800 (Diesel)	
K002	64/69		34000	F1000 (Diesel)	K804	67	22M rr. axle	27500	F800 (Diesel)
K003	64/69		36000	F1000 (Diesel)		68		27500	F800 (Diesel)
K010	64/65		38000	F1100 (Diesel)	69	State of Pa.	27500	F800 (Diesel)	
K011	64/65		30000	F1100 (Diesel)	70/72		29000	L800 (Diesel)	
K600	67/72		20000	F600 (Diesel)	K805	67	18.5M rr. axle & a/brakes-(15" x 3 1/2" or 6 1/4" x 3 1/2" frt.)	27500	F800 (Diesel)
K601	67/72		15000	F600 (Diesel)		68		27500	F800 (Diesel)
K602	67/72		19500	F600 (Diesel)	69	State of Pa.	27500	F800 (Diesel)	
K603	67/		17000	F600 (Diesel)	70/		31000	L800 (Diesel)	
K604	72		16000	F600 (Diesel)	K806	67		24500	F800 (Diesel)
K605	72		19200	F600 (Diesel)		68/69		24000	F800 (Diesel)
K610	67/		21000	F600 (Diesel)	70/		32000	L800 (Diesel)	
K611	67/		22000	F600 (Diesel)	K807	68/69		24500	F800 (Diesel)
K612	67	Hyd/brakes-(14" x 2 1/2" frt.)	23000	F600 (Diesel)		70/		34000	L800 (Diesel)
	68		23000	F600 (Diesel)	K808	70/		35000	L800 (Diesel)
	69/	Exc. state of Pa.	23000	F600 (Diesel)		K809	71/72		31000
K613	67	A/brakes	23000	F600 (Diesel)	K810	68		27500	F800 (Diesel)
	68		23000	F600 (Diesel)		69	Exc. state of Pa.	27500	F800 (Diesel)
	69/72	State of Pa.	23000	F600 (Diesel)	71/72		25500	L800 (Diesel)	
K614	67	Hyd/brakes-(15" x 3" frt.)	23000	F600 (Diesel)	K811	71/72		34000	L800 (Diesel)
	68		23000	F600 (Diesel)	K812	72		23100	L800 (Diesel)
	69/72	State of Pa.	23000	F600 (Diesel)	K813	72		31800	L800 (Diesel)
K615	67/		24000	F600 (Diesel)	K900	70/72		27500	L900 (Diesel)
K616	67/		19700	F600 (Diesel)	K901	70/72		24000	L900 (Diesel)
K617	72		20200	F600 (Diesel)	K902	70/		32000	L900 (Diesel)
K618	72		22000	F600 (Diesel)	K903	70/72		34000	L900 (Diesel)
K700	68/		22000	F700 (Diesel)	K904	70/		35000	L900 (Diesel)
K701	68/72		17000	F700 (Diesel)	K905	71/72		32000	L900 (Diesel)
K702	68		23000	F700 (Diesel)	K906	71/72		34000	L900 (Diesel)
	69	Exc. state of Pa.	23000	F700 (Diesel)	K907	72		28000	L900 (Diesel)
	70/		23000	F700 (Diesel)	K908	72		31800	L900 (Diesel)
K703	68/		24000	F700 (Diesel)	K950	64/69		28000	F950 (Diesel)
K704	68		25500	F700 (Diesel)	K951	64/69		24000	F950 (Diesel)
	69	Exc. state of Pa.	25500	F700 (Diesel)	K952	64	Hyd/brakes-(15" x 3" frt.)	30000	F950 (Diesel)
	70/		25500	F700 (Diesel)		65/66	A/brakes-(16" x 2 1/2" frt.)	30000	F950 (Diesel)
K705	68		23000	F700 (Diesel)	67	A/brakes-(15" x 3" frt.)	30000	F950 (Diesel)	
	69	State of Pa.	23000	F700 (Diesel)	68		30000	F950 (Diesel)	
	71/72		23000	F700 (Diesel)	69	Exc. state of Pa.	30000	F950 (Diesel)	
K706	68/69		23000	F700 (Diesel)	K953	64	Hyd/brakes-(16 1/4" x 3 1/2" frt.)	30000	F950 (Diesel)
	71/72		23000	F700 (Diesel)		65/66	A/brakes-(16 1/4" x 3 1/2" frt.)	30000	F950 (Diesel)
K707	68		25000	F700 (Diesel)	67	A/brakes-(15" x 3 1/2" or 16 1/4" x 3 1/2" frt.)	30000	F950 (Diesel)	
	69		25500	F700 (Diesel)	68		30000	F950 (Diesel)	
	71/72		25500	F700 (Diesel)	69	State of Pa.	30000	F950 (Diesel)	
K708	71/		27500	F700 (Diesel)					
K709	72		27500	F700(Diesel)					
K710	72		19200	F700 (Diesel)					
K711	72		21000	F700 (Diesel)					
K800	67/69		24000	F800 (Diesel)					
	70/72		24500	L800 (Diesel)					

◇ The designation (Gas) or (Diesel) will be shown only when necessary to clarify differences in application on similar items for which unique part numbers are required.

For example: unique to Gas -LN900(Gas) not available with Gas -W900
 unique to Diesel -LN900(Diesel) not available with Diesel -F100
 common to Gas and Diesel -LN900

RATING or WARRANTY PLATE and CERTIFICATION LABEL - continued

MODEL CODES

MODEL CODE	YEAR	DESCRIPTION	G.V.W. RATING	◇ CATALOGED AS -	MODEL CODE	YEAR	DESCRIPTION	G.V.W. RATING	◇ CATALOGED AS -
K954	64/65	11M frt. axle	32000	F950 (Diesel)	M809	69		59000	T800 (Diesel)
	66/67	12M frt. axle	32000	F950 (Diesel)	M810	69	State of Pa.	53000	T800 (Diesel)
	68/69		32000	F950 (Diesel)	N000	64/69		32000	N1000 (Gas)
K955	64/67	9M frt. axle	32000	F950 (Diesel)	N001	64/69		26000	N1000 (Gas)
	68/69		32000	F950 (Diesel)	N002	64/69		34000	N1000 (Gas)
K956	64/69		34000	F950 (Diesel)	N003	64/69		36000	N1000 (Gas)
K957	64/69		29000	F950 (Diesel)	N010	64/65		38000	N1100 (Gas)
K958	64/69		31000	F950 (Diesel)	N011	64/65		30000	N1100 (Gas)
K959	64/69		33000	F950 (Diesel)	N500	64/69		15000	N500
K960	64/69		25500	F950 (Diesel)		70/71		15000	LN500
K961	64/69		27500	F950 (Diesel)	N501	64/69		10000	N500
L750	64/67		39000	CT750		70/71		10100	LN500
L751	64/67		27000	CT750	N502	64/69		16000	N500
L752	64/67		41000	CT750		70/71		16000	LN500
L800	64/		43000	CT800 (Gas)	N503	64		18000	N500
L801	64/72		27000	CT800 (Gas)		65/69		17000	N500
L802	64/		39000	CT800 (Gas)		70/71		17000	LN500
L803	64/72		45000	CT800 (Gas)	N504	64		20000	N500
L804	64/72		49000	CT800 (Gas)		65/69		18000	N500
L805	68/72		41000	CT800 (Gas)		70/71		18000	LN500
L806	72		42000	CT800 (Gas)	N505	65/69		20000	N500
L807	72		46000	CT800 (Gas)		70/71		20000	LN500
L808	72		47100	CT800 (Gas)	N600	64/67		17000	N600 (Gas)
L850	64/70		39000	CT850		68/69		19500	N600 (Gas)
L851	64/70		27000	CT850		70/72		19500	LN600 (Gas)
L852	64/70		41000	CT850	N601	64/69		15000	N600 (Gas)
L853	64/70		43000	CT850		70/72		15000	LN600 (Gas)
L854	64/70		45000	CT850	N602	64/67		20000	N600 (Gas)
L855	64/70		49000	CT850		68/69	5M frt. axle	20000	N600 (Gas)
						70/72		20000	LN600 (Gas)
L900	70/		39000	CT900	N603	68/69		17000	N600 (Gas)
L901	70/72		27000	CT900		70/72		17000	LN600 (Gas)
L902	70/72		30000	CT900	N604	72		16000	LN600 (Gas)
L903	70/72		41000	CT900	N605	72		19200	LN600 (Gas)
L904	70/72		43000	CT900	N610	64/69		21000	N600 (Gas)
L905	70/72		45000	CT900		70/		21000	LN600 (Gas)
L906	70/72		47000	CT900	N611	64/69		22000	N600 (Gas)
L907	70/72		49000	CT900		70/		22000	LN600 (Gas)
L908	70/72		49000	CT900	N612	64/67	Hyd/brakes- (14" x 2 1/2" frt.)	23000	N600 (Gas)
L909	70/72		51000	CT900		68		23000	N600 (Gas)
L910	71/72		39000	CT900		69	Exc. state of Pa.	23000	N600 (Gas)
L911	71/72		43000	CT900		70/		23000	LN600 (Gas)
L912	71/72		41000	CT900	N613	64/67	A/brakes	23000	N600 (Gas)
L913	72		42000	CT900		68		23000	N600 (Gas)
L914	72		46000	CT900		69	State of Pa.	23000	N600 (Gas)
L915	72		47100	CT900		71/72		23000	LN600 (Gas)
L916	72		50000	CT900	N614	64/67	Hyd/brakes-(15" x 3")	23000	N600 (Gas)
L917	72		51100	CT900		68		23000	N600 (Gas)
L950	64/70		47000	CT950		69	State of Pa.	23000	N600 (Gas)
L951	64/70		30000	CT950		71/72		23000	LN600 (Gas)
L952	64/70		49000	CT950	N615	66/69		24000	N600 (Gas)
L953	64/66		53000	CT950		70/		24000	LN600 (Gas)
	67/70		51000	CT950	N616	67/69		19700	N600 (Gas)
M800	69		39000	T800 (Diesel)		70/72		19700	LN600 (Gas)
M801	69		27000	T800 (Diesel)	N617	68	6M frt. axle	20000	N600 (Gas)
M802	69		41000	T800 (Diesel)		69	5.5M frt. axle	20000	N600 (Gas)
M803	69		43000	T800 (Diesel)		70/72		20000	LN600 (Gas)
M804	69		45000	T800 (Diesel)	N618	71/		17000	LN600 (Gas)
M805	69		49000	T800 (Diesel)	N619	72		20200	LN600 (Gas)
M806	69		56000	T800 (Diesel)	N700	64/69		22000	N700 (Gas)
M807	69		62000	T800 (Diesel)		70/		22000	LN700 (Gas)
M808	69	Exc. state of Pa.	53000	T800 (Diesel)	N701	64/69		17000	N700 (Gas)
						70/72		17000	LN700 (Gas)

◇ The designation (Gas) or (Diesel) will be shown only when necessary to clarify differences in application on similar items for which unique part numbers are required.

For example: unique to Gas -LN900(Gas)
 unique to Diesel -LN900(Diesel)
 common to Gas and Diesel -LN900

not available with Gas -W900
 not available with Diesel -F100

RATING or WARRANTY PLATE and CERTIFICATION LABEL - continued

MODEL CODES

MODEL CODE	YEAR	DESCRIPTION	G.V.W. RATING	◇ CATALOGED AS -	MODEL CODE	YEAR	DESCRIPTION	G.V.W. RATING	◇ CATALOGED AS -		
N702	64/67	Hyd/brakes-(14" x 2 1/2")	23000	N700 (Gas)	N757	69	State of Pa.	23000	N750		
	68/69		23000	N700 (Gas)		71/72		23000	LN750		
	70/		23000	LN700 (Gas)	N758	65/67	Hyd/brakes-state of Pa.	25500	N750		
N703	64/69		24000	N700 (Gas)		68		25500	N750		
	70/		24000	LN700 (Gas)		69	State of Pa.	25500	N750		
N704	64/66	Hyd/brakes-exc. state of Pa.	25500	N700 (Gas)	71/72		25500	LN750			
	67/68		25500	N700 (Gas)	N759	69	State of Pa.	25500	N750		
	69	Exc. state of Pa.	25500	N700 (Gas)		71/72		25500	LN750		
	70/		25500	LN700 (Gas)	N760	71/		27500	LN750		
N705	64/67	Hyd/brakes-(15" x 3")	23000	N700 (Gas)	N761	72		27500	LN750		
	68		23000	N700 (Gas)	N762	72		21500	LN750		
	69	State of Pa.	23000	N700 (Gas)		N763	72		22000	LN750	
	71/72		23000	LN700 (Gas)	N800	70/72		23500	LN800 (Gas)		
N706	64/67	A/brakes	23000	N700 (Gas)		N801	70/72		20000	LN800 (Gas)	
	68		23000	N700 (Gas)		N802	70/		24500	LN800 (Gas)	
	69	State of Pa.	23000	N700 (Gas)		N803	70/		25500	LN800 (Gas)	
	71/72		23000	LN700 (Gas)		N804	70/		27500	LN800 (Gas)	
N707	64/67	A/brakes	25500	N700 (Gas)		N805	70/		29000	LN800 (Gas)	
	68		25500	N700 (Gas)		N806	70/		31000	LN800 (Gas)	
	69	State of Pa.	25500	N700 (Gas)		N807	70/72		33000	LN800 (Gas)	
	71/72		25500	LN700 (Gas)		N808	70/		34000	LN800 (Gas)	
N708	65/67	Hyd/brakes-state of Pa.	25500	N700 (Gas)		N809	71/72		23500	LN800 (Gas)	
	68		25500	N700 (Gas)		N810	72		32000	LN800(Gas)	
	69	State of Pa.	25500	N700 (Gas)		N811	72		31000	LN800 (Gas)	
	71/72		25500	LN700 (Gas)		N812	72		22100	LN800 (Gas)	
N709	72		19200	LN700 (Gas)		N813	72		31800	LN800 (Gas)	
N710	72		21000	LN700 (Gas)		N814	72		22100	LN800 (Gas)	
N711	72		22000	LN700 (Gas)		N815	72		31800	LN800 (Gas)	
N750	64/69		22500	N750	N850	64/67	Hyd/brakes	25000	N850		
	70/72		22500	LN750		68		25000	N850		
	70/72		17000	LN750		69	Exc. state of Pa.	25000	N850		
N751	64/69		17000	N750		N851	64/69		20000	N850	
	70/72		17000	LN750			N852	64/67	A/brakes	25000	N850
N752	64/67	Hyd/brakes-(14" x 2 1/2" frt.)	23000	N750		68			25000	N850	
	68		23000	N750		69		State of Pa.	25000	N850	
	69	Exc. state of Pa.	23000	N750		N853	64/67	18.5M rr. axle & hyd/brakes	27000	N850	
	70/		23000	LN750			68		27000	N850	
N753	64/69		24000	N750			N854	64/67	22M rr. axle	27000	N850
	70/		24000	LN750				68		27000	N850
N754	64	Hyd/brakes	25500	N750		69	State of Pa.	27000	N850		
	65/67	Hyd/brakes-exc. state of Pa.	25500	N750		N855	64/67	18.5M rr. axle & a/brakes	27000	N850	
	68		25500	N750			68		27000	N850	
	69	Exc. state of Pa.	25500	N750			69	State of Pa.	27000	N850	
	70		23500	LN750		N856	64		25500	N850	
71/		25500	LN750	65/67	Exc. state of Pa.		25500	N850			
N755	64/67	Hyd/brakes-(15" x 3")	23000	N750	68			25500	N850		
	68		23000	N750	69		Exc. state of Pa.	25500	N850		
	69	State of Pa.	23000	N750	N857	64/68		27500	N850		
	71/72		23000	LN750		N858	65/67	State of Pa.	25500	N850	
N756	64/67	A/brakes	25500	N750	68			25500	N850		
	68		25500	N750	69		State of Pa.	25500	N850		
	69	State of Pa.	25500	N750	N860	68		27000	N850		
	71/72		25500	LN750		69	Exc. state of Pa.	27000	N850		
N757	65/67	A/brakes	23000	N750	N861	68/69		27500	N850		
	68		23000	N750		N900	70/		25500	LN900 (Gas)	

◇ The designation (Gas) or (Diesel) will be shown only when necessary to clarify differences in application on similar items for which unique part numbers are required.

For example: unique to Gas -LN900(Gas) not available with Gas -W900
 unique to Diesel -LN900(Diesel) not available with Diesel -F100
 common to Gas and Diesel -LN900

RATING or WARRANTY PLATE and CERTIFICATION LABEL - continued

MODEL CODES

MODEL CODE	YEAR	DESCRIPTION	G.V.W. RATING	◇ CATALOGED AS -	MODEL CODE	YEAR	DESCRIPTION	G.V.W. RATING	◇ CATALOGED AS -
N901	70/72		24000	LN900 (Gas)	R010	64/65		38000	N1100 (Diesel)
N902	70/		27500	LN900 (Gas)	R011	64/65		30000	N1100 (Diesel)
N903	70/72		29000	LN900 (Gas)	R600	64/69		20000	N600 (Diesel)
N904	70/72		30000	LN900 (Gas)		70/72		20000	LN600 (Diesel)
N905	70/		31000	LN900 (Gas)	R601	64/69		15000	N600 (Diesel)
N906	70/		32000	LN900 (Gas)		70/72		15000	LN600 (Diesel)
N907	70/72		33000	LN900 (Gas)	R602	72		16000	LN600 (Diesel)
N908	70/		34000	LN900 (Gas)	R603	72		19200	LN600 (Diesel)
N909	70/		35000	LN900 (Gas)					
N910	71/72		31000	LN900 (Gas)	R610	64/69		21000	N600 (Diesel)
N911	72		23100	LN900 (Gas)		70/		21000	LN600 (Diesel)
N912	72		31800	LN900 (Gas)	R611	64/69		22000	N600 (Diesel)
N950	64/69		28000	N950 (Gas)		70/		22000	LN600 (Diesel)
N951	64/69		24000	N950 (Gas)	R612	64/67	Hyd/brakes- (14" x 2 1/2")	23000	N600 (Diesel)
N952	64/67	Hyd/brakes	30000	N950 (Gas)		68		23000	N600 (Diesel)
	68		30000	N950 (Gas)		69	Exc. state of Pa.	23000	N600 (Diesel)
	69	Exc. state of Pa.	30000	N950 (Gas)		70/		23000	LN600 (Diesel)
N953	64/67	A/brakes	30000	N950 (Gas)	R613	64/67	A/brakes	23000	N600 (Diesel)
	68		30000	N950 (Gas)		68		23000	N600 (Diesel)
	69	State of Pa.	30000	N950 (Gas)		69	State of Pa.	23000	N600 (Diesel)
N954	64/65	11M frt. axle	32000	N950 (Gas)		71/72		23000	LN600 (Diesel)
	66/67	12M frt. axle	32000	N950 (Gas)	R614	64/67	Hyd/brakes-(15" x 3")	23000	N600 (Diesel)
	68/69		32000	N950 (Gas)		68		23000	N600 (Diesel)
N955	64/67	9M frt. axle	32000	N950 (Gas)		69	State of Pa.	23000	N600 (Diesel)
	68/69		32000	N950 (Gas)		71/72		23000	LN600 (Diesel)
N956	64/69		34000	N950 (Gas)	R615	66/69		24000	N600 (Diesel)
N957	64/69		29000	N950 (Gas)		70/		24000	LN600 (Diesel)
N958	64/69		31000	N950 (Gas)					
N959	64/69		33000	N950 (Gas)					
P100	64/67		4300	P100	R616	72		20200	LN600 (Diesel)
P101	64/67		5000	P100	R617	72		22000	LN600 (Diesel)
P350	64/		8000	P350 (Gas)	R700	64/69		22000	N700 (Diesel)
P351	64/67		5900	P350 (Gas)		70/		22000	LN700 (Diesel)
	68/		6100	P350 (Gas)	R701	64/69		17000	N700 (Diesel)
P352	68/		6500	P350 (Gas)		70/		17000	LN700 (Diesel)
P353	68/		8000	P350 (Gas)	R702	64/68	Hyd/brakes- (14" x 2 1/2")	23000	N700 (Diesel)
P400	64/		10000	P400 (Gas)		69	Exc. state of Pa.	23000	N700 (Diesel)
P401	64/71		7700	P400 (Gas)		70/		23000	LN700 (Diesel)
	72		7400	P400 (Gas)	R703	64/69		24000	N700 (Diesel)
P402	65/		8000	P400 (Gas)		70/		24000	LN700 (Diesel)
P403	68/		7000	P400 (Gas)	R704	64/69		25500	N700 (Diesel)
P500	64/		15000	P500 (Gas)		70/		25500	LN700 (Diesel)
P501	64/68		10000	P500 (Gas)	R705	64/67	Hyd/brakes-(15" x 3")	23000	N700 (Diesel)
	69/		10100	P500 (Gas)		68		23000	N700 (Diesel)
P502	68/70		8000	P500 (Gas)		69	State of Pa.	23000	N700 (Diesel)
P503	71/		12000	P500 (Gas)		71/72		23000	LN700 (Diesel)
Q800	70/		43000	CT800 (Diesel)	R706	64/67	A/brakes	23000	N700 (Diesel)
Q801	70/72		27000	CT800 (Diesel)		68		23000	N700 (Diesel)
Q802	70/		39000	CT800 (Diesel)		69	State of Pa.	23000	N700 (Diesel)
Q803	70/		45000	CT800 (Diesel)		71/72		23000	LN700 (Diesel)
Q804	70/72		49000	CT800 (Diesel)	R707	71/		27500	LN700 (Diesel)
Q805	70/		41000	CT800 (Diesel)	R708	72		27500	LN700 (Diesel)
Q806	72		51000	CT800 (Diesel)	R709	72		19200	LN700 (Diesel)
Q807	72		46000	CT800 (Diesel)	R710	72		21000	LN700 (Diesel)
Q808	72		47100	CT800 (Diesel)	R711	72		22000	LN700 (Diesel)
R000	64/69		32000	N1000 (Diesel)	R800	68		25000	N800 (Diesel)
R001	64/69		26000	N1000 (Diesel)		69	Exc. state of Pa.	25000	N800 (Diesel)
R002	64/69		34000	N1000 (Diesel)		70/72		24500	LN800 (Diesel)
R003	64/69		36000	N1000 (Diesel)	R801	68/69		20000	N800 (Diesel)
R004	64/69		27500	N1000 (Diesel)		70/72		20000	LN800 (Diesel)

◇ The designation (Gas) or (Diesel) will be shown only when necessary to clarify differences in application on similar items for which unique part numbers are required.

For example: unique to Gas -LN900(Gas)
 unique to Diesel -LN900(Diesel)
 common to Gas and Diesel -LN900

not available with Gas -W900
 not available with Diesel -F100

RATING or WARRANTY PLATE and CERTIFICATION LABEL - continued

MODEL CODES

MODEL CODE	YEAR	DESCRIPTION	G.V.W. RATING	◇ CATALOGED AS -	MODEL CODE	YEAR	DESCRIPTION	G.V.W. RATING	◇ CATALOGED AS -
R802	68		25000	N800 (Diesel)	S805	70/72		45000	LNT800 (Gas)
	69	State of Pa.	25000	N800 (Diesel)	S806	70/		46000	LNT800 (Gas)
	70/		25500	LN800 (Diesel)	S807	70/		50000	LNT800 (Gas)
R803	68		27000	N800 (Diesel)	S808	71/72		43000	LNT800 (Gas)
	70/		27500	LN800 (Diesel)	S809	71/72		37000	LNT800 (Gas)
R804	68		27000	N800 (Diesel)	S810	71/72		46000	LNT800 (Gas)
	69	Exc. state of Pa.	27000	N800 (Diesel)	S811	72		41000	LNT800 (Gas)
	70/72		29000	LN800 (Diesel)	S812	72		44800	LNT800 (Gas)
R805	68		27000	N800 (Diesel)	S850	64/69		39000	NT850 (Gas)
	69	State of Pa.	27000	N800 (Diesel)	S851	64/69		27000	NT850 (Gas)
	70/		31000	LN800 (Diesel)	S852	64/69		41000	NT850 (Gas)
R806	68		25500	N800 (Diesel)	S853	64/67	Hyd/brakes- exc. state of Pa.	43000	NT850 (Gas)
	69	Exc. state of Pa.	25500	N800 (Diesel)		68		43000	NT850 (Gas)
	70/		32000	LN800 (Diesel)		69	Exc. state of Pa.	43000	NT850 (Gas)
R807	68/69		27500	N800 (Diesel)	S854	64/67	A/brakes	43000	NT850 (Gas)
	70/		34000	LN800 (Diesel)		68		43000	NT850 (Gas)
R808	68		25500	N800 (Diesel)		69	State of Pa.	43000	NT850 (Gas)
	69	State of Pa.	25500	N800 (Diesel)	S855	64/67	Exc. state of Pa.	45000	NT850 (Gas)
	70/		35000	LN800 (Diesel)		68		45000	NT850 (Gas)
R809	68/69		34000	N800 (Diesel)		69	Exc. state of Pa.	45000	NT850 (Gas)
	71/72		31000	LN800 (Diesel)	S856	64/69		49000	NT850 (Gas)
R810	68/69		28000	N800 (Diesel)	S857	64/67	Hyd/brakes- state of Pa.	43000	NT850 (Gas)
	72		23100	LN800 (Diesel)		68		43000	NT850 (Gas)
R811	68/69		29000	N800 (Diesel)		69	State of Pa.	43000	NT850 (Gas)
	72		31800	LN800 (Diesel)	S858	64/67	State of Pa.	45000	NT850 (Gas)
R812	68/69		30000	N800 (Diesel)		68		45000	NT850 (Gas)
R813	68/69		31000	N800 (Diesel)		69	State of Pa.	45000	NT850 (Gas)
R814	68/69		32000	N800 (Diesel)	S880	72		39000	LNT880 (Gas)
R815	68/69		32000	N800 (Diesel)	S881	72		41000	LNT880 (Gas)
R816	68/69		33000	N800 (Diesel)	S882	72		43000	LNT880 (Gas)
R900	70/		27500	LN900 (Diesel)	S883	72		44800	LNT880 (Gas)
R901	70/		24000	LN900 (Diesel)	S884	72		46000	LNT880 (Gas)
R902	70/72		32000	LN900 (Diesel)	S900	70/		39000	LNT900 (Gas)
R903	70/72		34000	LN900 (Diesel)	S901	70/72		27000	LNT900 (Gas)
R904	70/		35000	LN900 (Diesel)	S902	70/		41000	LNT900 (Gas)
R905	71/72		35000	LN900 (Diesel)	S903	70/72		42000	LNT900 (Gas)
R906	72		28000	LN900 (Diesel)	S904	70/		43000	LNT900 (Gas)
R907	72		31800	LN900 (Diesel)	S905	70/72		45000	LNT900 (Gas)
R950	64/65		28000	N950 (Diesel)	S906	70/		46000	LNT900 (Gas)
R951	64/65		24000	N950 (Diesel)	S907	70/		50000	LNT900 (Gas)
R952	64	Hyd/brakes- (15" x 3" frt.)	30000	N950 (Diesel)	S908	70/72		50000	LNT900 (Gas)
	65	A/brakes- (16" x 2 1/2" frt.)	30000	N950 (Diesel)	S909	70/		54000	LNT900 (Gas)
R953	64	Hyd/brakes- (16 1/4" x 3 1/2" frt.)	30000	N950 (Diesel)	S910	71/72		43000	LNT900 (Gas)
	65	A/brakes- (16 1/4" x 3 1/2" frt.)	30000	N950 (Diesel)	S911	71/72		42000	LNT900 (Gas)
R954	64/65	11M frt. axle	32000	N950 (Diesel)	S912	71/72		39000	LNT900 (Gas)
R955	64/65	9M frt. axle	32000	N950 (Diesel)	S913	71/72		46000	LNT900 (Gas)
R956	64/65		34000	N950 (Diesel)	S914	72		44800	LNT900 (Gas)
R957	64/65		29000	N950 (Diesel)	S950	64/69		47000	NT950 (Gas)
R958	64/65		31000	N950 (Diesel)	S951	64/69		30000	NT950 (Gas)
R959	64/65		33000	N950 (Diesel)	S952	64/69		49000	NT950 (Gas)
R960	64/65		25500	N950 (Diesel)	S953	64/69		53000	NT950 (Gas)
R961	64/65		27500	N950 (Diesel)	T700	64/66		28000	T700
S800	70/		37000	LNT800 (Gas)	T701	64/66		22000	T700
S801	70/72		27000	LNT800 (Gas)	T702	64/66		29000	T700
S802	70/		39000	LNT800 (Gas)	T703	64/66		36000	T700
S803	70/		42000	LNT800 (Gas)	T704	64/66		37000	T700
S804	70/		43000	LNT800 (Gas)	T750	64/66		37000	T750
					T751	64/66		27000	T750
					T752	64/66		39000	T750
					T753	64/66		41000	T750

◇ The designation (Gas) or (Diesel) will be shown only when necessary to clarify differences in application on similar items for which unique part numbers are required.

For example: unique to Gas -LN900(Gas) not available with Gas -W900
 unique to Diesel -LN900(Diesel) not available with Diesel -F100
 common to Gas and Diesel -LN900

RATING or WARRANTY PLATE and CERTIFICATION LABEL - continued

MODEL CODES

MODEL CODE	YEAR	DESCRIPTION	G.V.W. RATING	◇ CATALOGED AS -	MODEL CODE	YEAR	DESCRIPTION	G.V.W. RATING	◇ CATALOGED AS -
T800	64/67	Hyd/brakes	43000	T800 (Gas)	T909	70/		54000	LT900 (Gas)
	68		43000	T800 (Gas)	T910	70/72		56000	LT900 (Gas)
	69	Exc. state of Pa.	43000	T800 (Gas)	T911	70/		60000	LT900 (Gas)
	70/		37000	LT800 (Gas)	T912	71/72		43000	LT900 (Gas)
T801	64/69		27000	T800 (Gas)	T913	71/72		46000	LT900 (Gas)
	70/72		27000	LT800 (Gas)	T914	72		44800	LT900 (Gas)
T802	64/69		45000	T800 (Gas)	T950	64/69		47000	T950 (Gas)
	70/		39000	LT800 (Gas)	T951	64/69		30000	T950 (Gas)
T803	64/69		49000	T800 (Gas)	T952	64/69		49000	T950 (Gas)
	70/72		42000	LT800 (Gas)	T953	64/69		53000	T950 (Gas)
T804	64/67	A/brakes	43000	T800 (Gas)	T954	64/69		55000	T950 (Gas)
	68		43000	T800 (Gas)	T955	64/68		59000	T950 (Gas)
	69	State of Pa.	43000	T800 (Gas)	T956	64/67		65000	T950 (Gas)
	70/		43000	LT800 (Gas)	T957	64/67		75000	T950 (Gas)
T805	67/69		36000	T800 (Gas)	T958	65/67		78000	T950 (Gas)
	70/72		45000	LT800 (Gas)	T959	69		62000	T950 (Gas)
T806	67/69		37000	T800 (Gas)	U800	67/69		39000	T800 (Diesel)
	70/		46000	LT800 (Gas)		70/		39000	LT800 (Diesel)
T807	67/69		39000	T800 (Gas)	U801	67/69		27000	T800 (Diesel)
	70/		50000	LT800 (Gas)		70/72		27000	LT800 (Diesel)
T808	67/69		41000	T800 (Gas)	U802	67/69		41000	T800 (Diesel)
	71/72		43000	LT800 (Gas)		70/72		42000	LT800 (Diesel)
T809	67/69		29000	T800 (Gas)	U803	67/69		43000	T800 (Diesel)
	71/72		37000	LT800 (Gas)		70/72		43000	LT800 (Diesel)
T810	71/72		46000	LT800 (Gas)	U804	67/69		45000	T800 (Diesel)
T811	72		41000	LT800 (Gas)		70/72		45000	LT800 (Diesel)
T812	72		44800	LT800 (Gas)	U805	67/69		49000	T800 (Diesel)
T850	64/69		39000	T850 (Gas)		70/		46000	LT800 (Diesel)
T851	64/69		27000	T850 (Gas)	U806	70/		50000	LT800 (Diesel)
T852	64/69		41000	T850 (Gas)	U807	70/		50000	LT800 (Diesel)
T853	64/67	Hyd/brakes- exc. state of Pa.	43000	T850 (Gas)	U808	68		53000	T800 (Diesel)
	68		43000	T850 (Gas)		69	Exc. state of Pa.	53000	T800 (Diesel)
	69	Exc. state of Pa.	43000	T850 (Gas)		71/		54000	LT800 (Diesel)
T854	64/67	A/brakes	43000	T850 (Gas)	U809	68/69		59000	T800 (Diesel)
	68		43000	T850 (Gas)		71/		60000	LT800 (Diesel)
	69	State of Pa.	43000	T850 (Gas)	U810	69	State of Pa.	53000	T800 (Diesel)
T855	64/67	Exc. state of Pa.	45000	T850 (Gas)		71/72		43000	LT800 (Diesel)
	68		45000	T850 (Gas)	U811	71/72		42000	LT800 (Diesel)
	69	Exc. state of Pa.	45000	T850 (Gas)	U812	72		52000	LT800 (Diesel)
T856	64/69		49000	T850 (Gas)	U813	72		56000	LT800 (Diesel)
T857	64/67	Hyd/brakes- state of Pa.	43000	T850 (Gas)	U814	72		62000	LT800 (Diesel)
	68		43000	T850 (Gas)	U815	72		41000	LT800 (Diesel)
	69	Exc. state of Pa.	43000	T850 (Gas)	U816	72		44800	LT800 (Diesel)
T858	64/67	State of Pa.	45000	T850 (Gas)	U817	72		61000	LT800 (Diesel)
	68		45000	T850 (Gas)	U850	64/69		39000	T850 (Diesel)
	69	State of Pa.	45000	T850 (Gas)	U851	64/69		27000	T850 (Diesel)
T859	65/69		51000	T850 (Gas)	U852	64/69		41000	T850 (Diesel)
T880	72		39000	LT880 (Gas)	U853	64/69		43000	T850 (Diesel)
T881	72		41000	LT880 (Gas)	U854	64/69		45000	T850 (Diesel)
T882	72		43000	LT880 (Gas)	U855	65/69		49000	T850 (Diesel)
T883	72		44800	LT880 (Gas)	U856	65/69		51000	T950 (Diesel)
T884	72		46000	LT880 (Gas)	U900	70/		43000	LT900 (Diesel)
T900	70/		39000	LT900 (Gas)	U901	70/72		27000	LT900 (Diesel)
T901	70/72		27000	LT900 (Gas)	U902	70/72		45000	LT900 (Diesel)
T902	70/		41000	LT900 (Gas)	U903	70/		46000	LT900 (Diesel)
T903	70/72		42000	LT900 (Gas)	U904	70/		50000	LT900 (Diesel)
T904	70/		43000	LT900 (Gas)	U905	70/		50000	LT900 (Diesel)
T905	70/72		45000	LT900 (Gas)	U906	70/		54000	LT900 (Diesel)
T906	70/		46000	LT900 (Gas)	U907	70/72		56000	LT900 (Diesel)
T907	70/		50000	LT900 (Gas)	U908	70/		60000	LT900 (Diesel)
T908	70/		50000	LT900 (Gas)	U909	71/72		43000	LT900 (Diesel)
					U910	71/72		45000	LT900 (Diesel)
					U911	72		52000	LT900 (Diesel)
					U912	72		56000	LT900 (Diesel)

◇ The designation (Gas) or (Diesel) will be shown only when necessary to clarify differences in application on similar items for which unique part numbers are required.

For example: unique to Gas -LN900(Gas) not available with Gas -W900
 unique to Diesel -LN900(Diesel) not available with Diesel -F100
 common to Gas and Diesel -LN900

RATING or WARRANTY PLATE and CERTIFICATION LABEL - continued

MODEL CODES

MODEL CODE	YEAR	DESCRIPTION	G.V.W. RATING	◇ CATALOGED AS -	MODEL CODE	YEAR	DESCRIPTION	G.V.W. RATING	◇ CATALOGED AS -
U913	72		62000	LT900 (Diesel)	W900	70		43000	LNT900(Diesel)
U914	72		44800	LT900 (Diesel)		71/72		41000	LNT900(Diesel)
U915	72		61000	LT900 (Diesel)	W901	70/72		27000	LNT900(Diesel)
U950	64/69		47000	T950 (Diesel)	W902	70/72		45000	LNT900(Diesel)
U951	64/69		30000	T950 (Diesel)	W903	70/		46000	LNT900(Diesel)
U952	64/69		49000	T950 (Diesel)	W904	70/		50000	LNT900(Diesel)
U953	64/69		53000	T950 (Diesel)	W905	70/72		50000	LNT900(Diesel)
U954	65/69		56000	T950 (Diesel)	W906	70/		54000	LNT900(Diesel)
					W907	71/		43000	LNT900(Diesel)
V800	70/		39000	LTS800 (Gas)	W908	71/72		43000	LNT900(Diesel)
V801	70/72		27000	LTS800 (Gas)	W909	71/72		41000	LNT900(Diesel)
V802	70/72		42000	LTS800 (Gas)	W910	71/72		46000	LNT900(Diesel)
V803	70/72		43000	LTS800 (Gas)	W911	72		44800	LNT900(Diesel)
V804	70/		46000	LTS800 (Gas)	W950	64/69		47000	NT950 (Diesel)
V805	70/		50000	LTS800 (Gas)	W951	64/69		30000	NT950 (Diesel)
V806	72		43000	LTS800 (Gas)	W952	64/69		49000	NT950 (Diesel)
V807	72		42000	LTS800 (Gas)	W953	64/65		53000	NT950 (Diesel)
V808	72		39000	LTS800 (Gas)	W954	67/69		51000	NT950 (Diesel)
V809	72		41000	LTS800 (Gas)	X000	66/70		41000	WT1000
V810	72		44000	LTS800 (Gas)	X001	66/70		32000	WT1000
V900	70/		39000	LTS900 (Gas)	X002	66/70		45000	WT1000
V901	72		27000	LTS900 (Gas)	X003	66/70		49000	WT1000
V902	70/72		42000	LTS900 (Gas)	X900	70/72		41000	WT900
V903	70/72		43000	LTS900 (Gas)	X901	70/72		32000	WT900
V904	70/		46000	LTS900 (Gas)	X902	70/72		45000	WT900
V905	70/		50000	LTS900 (Gas)	X903	70/72		49000	WT900
V906	70/		50000	LTS900 (Gas)	X905	72		44800	WT900
V907	70/72		52000	LTS900 (Gas)	X906	72		46000	WT900
V908	70/		54000	LTS900 (Gas)	X907	72		46000	WT900
V909	70/		56000	LTS900 (Gas)	X908	72		47100	WT900
V910	70/72		56000	LTS900 (Gas)					
V911	70/72		58000	LTS900 (Gas)	Y000	64/66		32000	H1000 (Diesel)
V912	70/		60000	LTS900 (Gas)	Y001	64/66		26000	H1000 (Diesel)
V913	70/		62000	LTS900 (Gas)	Y002	64/66		34000	H1000 (Diesel)
V914	70/		64000	LTS900 (Gas)	Y800	70/		39000	LTS800(Diesel)
V915	72		42000	LTS900(Gas)	Y801	70/72		27000	LTS800(Diesel)
V916	72		43000	LTS900(Gas)	Y802	70/72		42000	LTS800(Diesel)
V917	72		39000	LTS900(Gas)	Y803	70/72		43000	LTS800(Diesel)
V918	72		41000	LTS900 (Gas)	Y804	70/		46000	LTS800(Diesel)
					Y805	70/		50000	LTS800(Diesel)
W800	70/		39000	LNT800(Diesel)	Y806	70/		50000	LTS800(Diesel)
W801	70/72		27000	LNT800(Diesel)	Y807	70/		52000	LTS800(Diesel)
W802	70/72		42000	LNT800(Diesel)	Y808	70/		54000	LTS800(Diesel)
W803	70/72		43000	LNT800(Diesel)	Y809	70/72		56000	LTS800(Diesel)
W804	70/72		45000	LNT800(Diesel)	Y810	70/72		56000	LTS800(Diesel)
W805	70/		46000	LNT800(Diesel)	Y811	70/72		58000	LTS800(Diesel)
W806	70/		50000	LNT800(Diesel)	Y812	70/		60000	LTS800(Diesel)
W807	70/		50000	LNT800(Diesel)	Y813	70/72		62000	LTS800(Diesel)
W808	71/		54000	LNT800(Diesel)	Y814	70/		64000	LTS800(Diesel)
W809	71/72		43000	LNT800(Diesel)	Y815	72		43000	LTS800(Diesel)
W810	71/72		42000	LNT800(Diesel)	Y816	72		42000	LTS800(Diesel)
W811	71		46000	LNT800(Diesel)	Y817	72		39000	LTS800(Diesel)
W812	72		41000	LNT800(Diesel)	Y818	72		41000	LTS800(Diesel)
W814	72		44800	LNT800(Diesel)	Y900	70/		43000	LTS900(Diesel)
W850	64/69		43000	NT850 (Diesel)	Y901	70/72		27000	LTS900(Diesel)
W851	64/69		27000	NT850 (Diesel)	Y902	70/72		46000	LTS900(Diesel)
W852	64/69		39000	NT850 (Diesel)	Y903	70/		50000	LTS900(Diesel)
W853	64/69		41000	NT850 (Diesel)	Y904	70/		50000	LTS900(Diesel)
W854	64/69		45000	NT850 (Diesel)	Y905	70/72		52000	LTS900(Diesel)
W855	64/69		49000	NT850 (Diesel)					

◇ The designation (Gas) or (Diesel) will be shown only when necessary to clarify differences in application on similar items for which unique part numbers are required.

For example: unique to Gas -LN900(Gas) not available with Gas -W900
 unique to Diesel -LN900(Diesel) not available with Diesel -F100
 common to Gas and Diesel -LN900

RATING or WARRANTY PLATE and CERTIFICATION LABEL - continued

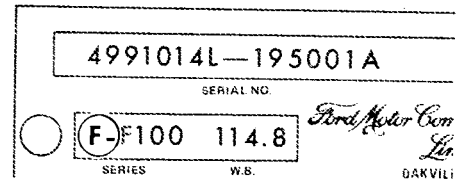
MODEL CODES

MODEL CODE	YEAR	DESCRIPTION	G.V.W. RATING	◇ CATALOGED AS -	MODEL CODE	YEAR	DESCRIPTION	G.V.W. RATING	◇ CATALOGED AS -
Y906	70/		54000	LTS900(Diesel)	Y918	72		70000	LTS900(Diesel)
Y907	70/		56000	LTS900(Diesel)	Z000	66/70		32000	W1000
Y908	70/72		56000	LTS900(Diesel)	Z001	66/70		26000	W1000
Y909	70/72		58000	LTS900(Diesel)	Z002	66/70		34000	W1000
Y910	70/		60000	LTS900(Diesel)	Z003	66/70		36000	W1000
Y911	70/		62000	LTS900(Diesel)	Z900	70/72		32000	W900
Y912	70/72		64000	LTS900(Diesel)	Z901	70/72		26000	W900
Y913	72		43000	LTS900(Diesel)	Z902	70/72		34000	W900
Y914	72		46000	LTS900(Diesel)	Z903	70/		36000	W900
Y915	72		50000	LTS900(Diesel)	Z904	72		29900	W900
Y916	72		66000	LTS900(Diesel)	Z905	72		35000	W900
Y917	72		68000	LTS900(Diesel)	Z906	72		36000	W900

MAKE CODES 1965 CANADIAN BUILT VEHICLES

THE FIRST DIGIT ABOVE "SERIES" IDENTIFIES THE MAKE OF THE VEHICLE.

F - FORD M - MERCURY

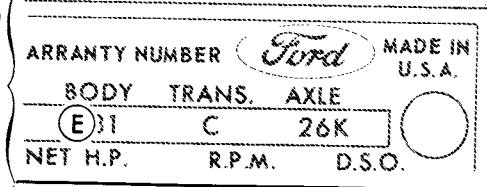


TRIM CODES 1964/65 U.S. BUILT VEHICLES
1966/ U.S. and CANADIAN BUILT VEHICLES

THE FIRST ONE OR TWO DIGITS OF THE BODY CODE IDENTIFY THE COLOR AND TYPE OF MATERIALS USED IN THE INTERIOR UPHOLSTERY.

REFER TO THE APPROPRIATE SOFT TRIM SECTION FOR A LISTING OF THESE CODES AND THE COLOR AND TYPE OF MATERIALS USED IN THE INTERIOR UPHOLSTERY.

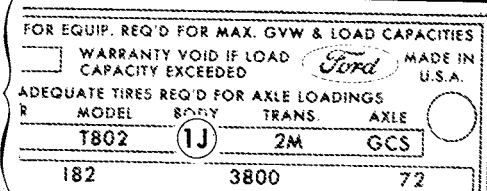
1964/69



THE FIRST TWO DIGITS OF THE BODY CODE IDENTIFY THE COLOR AND TYPE OF MATERIALS USED IN THE INTERIOR UPHOLSTERY.

REFER TO THE APPROPRIATE SOFT TRIM SECTION FOR A LISTING OF THESE CODES AND THE COLOR AND TYPE OF MATERIALS USED IN THE INTERIOR UPHOLSTERY.

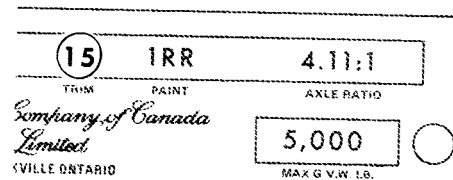
1970/



TRIM CODES 1965 CANADIAN BUILT VEHICLES

THE CODE ABOVE "TRIM" IDENTIFIES THE COLOR AND TYPE OF MATERIALS USED IN THE INTERIOR UPHOLSTERY.

REFER TO THE 1965 SOFT TRIM SECTION FOR A LISTING OF THESE CODES AND THE COLOR AND TYPE OF MATERIALS USED IN THE INTERIOR UPHOLSTERY.



◇ The designation (Gas) or (Diesel) will be shown only when necessary to clarify differences in application on similar items for which unique part numbers are required.

For example: unique to Gas -LN900(Gas) not available with Gas -W900
 unique to Diesel -LN900(Diesel) not available with Diesel -F100
 common to Gas and Diesel -LN900

RATING or WARRANTY PLATE and CERTIFICATION LABEL - continued

BODY TYPE CODES

1964/65 U.S. BUILT VEHICLES
1966/ U.S. and CANADIAN BUILT VEHICLES

THE LAST TWO DIGITS OF THE BODY TYPE CODE IDENTIFY THE TYPE OF CAB.

USE THE BODY TYPE CODE IN CONJUNCTION WITH THE MODEL CODE TO DETERMINE THE EXACT BODY TYPE OF THE UNIT.

THESE CODES AND THE CORRESPONDING BODY TYPE INFORMATION ARE LISTED AT THE BOTTOM OF THIS PAGE AND THE PAGES WHICH FOLLOW.

THE FIRST DIGIT OF THE BODY TYPE CODE IDENTIFIES THE TYPE OF CAB.

THE LAST DIGIT OF THE BODY TYPE CODE IDENTIFIES THE TYPE OF BACK-OF-CAB EQUIPMENT.

USE THE BODY TYPE CODE IN CONJUNCTION WITH MODEL CODES SHOWN TO DETERMINE THE EXACT BODY TYPE OF THE UNIT.

THESE CODES AND THE CORRESPONDING BODY TYPE INFORMATION ARE LISTED AT THE BOTTOM OF THIS PAGE AND THE PAGES WHICH FOLLOW.

1964/69

WARRANTY NUMBER		<i>Ford</i>		MADE IN U.S.A.
BODY	TRANS.	AXLE		
E81	C	26K		
NET H.P.	R.P.M.	D.S.O.		

1970/

FOR EQUIP. REQ'D FOR MAX. GVW & LOAD CAPACITIES				
<input type="checkbox"/>	WARRANTY VOID IF LOAD CAPACITY EXCEEDED		<i>Ford</i>	MADE IN U.S.A.
ADEQUATE TIRES REQ'D FOR AXLE LOADINGS				
MODEL	BODY	TRANS.	AXLE	
T802	8	2M	GCS	
182	3800	72		

**1964 ECONOLINE
(U.S. built vehicles)
(From Serial 445,001 thru 580,000)**

THREE DIGIT CODE:

FIRST DIGIT indicates color of interior trim.

(Refer to 1964 Soft Trim Section page A1 etc. for listing of Trim Codes.)

LAST TWO DIGITS indicate type of cab.

BODY TYPE	MODEL	DESCRIPTION	CATALOGED AS -
87	E103/E104	Pickup (Standard)-with numeric trim codes-exc. Heavy Duty	87A
	E103/E104	Pickup (Deluxe)-with alpha trim codes-exc. Heavy Duty	87B
	E105/E106	Pickup (Standard)-with numeric trim codes-Heavy Duty	87A
	E105/E106	Pickup (Deluxe)-with alpha trim codes-Heavy Duty	87B
89	E110	Station Bus (Standard)	89B
	E120	Custom Club Wagon	89C
	E130	Deluxe Club Wagon	89D
89	E143/E144	Cargo Van-with R. H. body side doors (less windows)-exc. Heavy Duty	89A
	E143/E144	Display Van-with R. H. body side doors and windows-exc. Heavy Duty	89E
	E143/E144	Window Van-with R. H. body side doors and R. H. and L. H. windows-exc. Heavy Duty	89F
	E143/E144	Cargo Van-with R. H. and L. H. body side doors (less windows)-exc. Heavy Duty	89G
	E145/E146	Cargo Van-with R. H. body side doors (less windows)-Heavy Duty	89A
	E145/E146	Display Van-with R. H. body side doors and windows-Heavy Duty	89E
	E145/E146	Window Van-with R. H. body side doors and R. H. and L. H. windows-Heavy Duty	89F
	E145/E146	Cargo Van-with R. H. and L. H. body side doors (less windows)-Heavy Duty	89G
	E153/E154	Panel Van-exc. Heavy Duty	89H
	E155/E156	Panel Van-Heavy Duty	89H

RATING or WARRANTY PLATE and CERTIFICATION LABEL - continued

BODY TYPE CODES

1965 ECONOLINE (U.S. built vehicles)

1966/67 ECONOLINE (U.S. and CANADIAN built vehicles)

(From Serial 580,001 thru B99,999)

THREE DIGIT CODE:

FIRST DIGIT indicates color of interior trim.
(Refer to 1965 and 1966/70 Soft Trim Section, Page A1 etc. for listing of Trim Codes.)

LAST TWO DIGITS indicate type of cab.

BODY TYPE	MODEL	DESCRIPTION	CATALOGED AS -
87	E100/E101	Pickup (Standard)-with numeric trim codes-exc. Heavy Duty	87A
	E100/E101	Pickup (Deluxe)-with alpha trim codes-exc. Heavy Duty	87B
	E102/E104	Pickup (Standard)-with numeric trim codes-Heavy Duty	87A
	E102/E104	Pickup (Deluxe)-with alpha trim codes-Heavy Duty	87B
89	E110/E112	Club Wagon	89B
	E114/E115	Super Club Wagon	89K
	E120/E122	Custom Club Wagon	89C
	E124/E125	Super Custom Club Wagon	89C
	E130/E132	Deluxe Club Wagon	89T
	E134/E135	Super Deluxe Club Wagon	89D
89	E140/E141	Cargo Van-with R.H. body side doors (less windows)-exc. Heavy Duty	89D
	E140/E141	Display Van-with R.H. body side doors and windows-exc. Heavy Duty	89A
	E140/E141	Window Van-with R.H. body side doors and R.H. and L.H. windows-exc. Heavy Duty	89E
	E140/E141	Cargo Van-with R.H. and L.H. body side doors (less windows)-exc. Heavy Duty	89F
89	E142/E144	Cargo Van-with R.H. body side doors (less windows)-Heavy Duty	89G
	E142/E144	Display Van-with R.H. body side doors and windows-Heavy Duty	89H
	E142/E144	Window Van-with R.H. body side doors and R.H. and L.H. windows-Heavy Duty	89E
	E142/E144	Cargo Van-with R.H. and L.H. body side doors (less windows)-Heavy Duty	89F
	E150/E151	Panel Van-exc. Heavy Duty	89G
	E152/E154	Panel Van-Heavy Duty	89H
	E160/E161	Super Cargo Van-with R.H. body side doors (less windows)-exc. Heavy Duty	89H
	E160/E161	Super Display Van-with R.H. body side doors and windows)-exc. Heavy Duty	89J
	E160/E161	Super Window Van-with R.H. body side doors and R.H. and L.H. windows-exc. Heavy Duty	89M
	E160/E161	Super Cargo Van-with R.H. and L.H. body side doors (less windows)-exc. Heavy Duty	89N
	E162/E163	Super Cargo Van-with R.H. body side doors (less windows)-Heavy Duty	89R
	E162/E163	Super Display Van-with R.H. body side doors and windows-Heavy Duty	89J
	E162/E163	Super Window Van-with R.H. body side doors and R.H. and L.H. windows-Heavy Duty	89M
	E162/E163	Super Cargo Van-with R.H. and L.H. body side doors (less windows)-Heavy Duty	89N
	E162/E163	Super Cargo Van-with R.H. and L.H. body side doors (less windows)-Heavy Duty	89R
	E170/E171	Super Panel Van-exc. Heavy Duty	89S
E172/E173	Super Panel Van-Heavy Duty	89S	

RATING or WARRANTY PLATE and CERTIFICATION LABEL - continued

BODY TYPE CODES

1969 ECONOLINE (From Serial C70,001 thru G30,000)

THREE or FOUR DIGIT CODE:

FIRST DIGIT or FIRST TWO DIGITS indicates color of trim.
(Refer to 1966/70 Soft Trim Section, Page A1 etc. for listing of Trim Codes.)

LAST TWO DIGITS indicate Van or Wagon.

BODY TYPE	MODEL	SERIES	DESCRIPTION	CATALOGED AS -
82	E110	E100	Club Wagon	82A
	E120	E100	Custom Club Wagon	82B
	E130	E100	Chateau Wagon	82C
82	E210	E200	Club Wagon	82A
	E220	E200	Custom Club Wagon	82B
	E230	E200	Chateau Wagon	82C
82	E310	E300	Club Wagon (exc. Heavy Duty)	82A
	E311	E300	Club Wagon (Heavy Duty)	82A
	E320	E300	Custom Club Wagon (exc. Heavy Duty)	82B
	E321	E300	Custom Club Wagon (Heavy Duty)	82B
	E330	E300	Chateau Wagon (exc. Heavy Duty)	82C
	E331	E300	Chateau Wagon (Heavy Duty)	82C
89	E140/E142	E100	Cargo Van (Standard)-with numeric trim codes	89A
	E140/E142	E100	Cargo Van (Custom)-with alpha trim codes	89B
	E160/E162	E100	Display Van (Standard)-with numeric trim codes	89C
	E160/E162	E100	Display Van (Custom)-with alpha trim codes	89D
	E150/E152	E100	Window Van (Standard)-with numeric trim codes	89E
	E150/E152	E100	Window Van (Custom)-with alpha trim codes	89F
89	E240/E244	E200	Cargo Van (Standard)-with numeric trim codes	89A
	E240/E244	E200	Cargo Van (Custom)-with alpha trim codes	89B
	E260/E264	E200	Display Van (Standard)-with numeric trim codes	89C
	E260/E264	E200	Display Van (Custom)-with alpha trim codes	89D
	E250/E254	E200	Window Van (Standard)-with numeric trim codes	89E
	E250/E254	E200	Window Van (Custom)-with alpha trim codes	89F
89	E340/E345	E300	Cargo Van (Standard)-with numeric trim codes	89A
	E340/E345	E300	Cargo Van (Custom)-with alpha trim codes	89B
	E360/E365	E300	Display Van (Standard)-with numeric trim codes	89C
	E360/E365	E300	Display Van (Custom)-with alpha trim codes	89D
	E350/E355	E300	Window Van (Standard)-with numeric trim codes	89E
	E350/E355	E300	Window Van (Custom)-with alpha trim codes	89F

1969 B-F-P100/600 (From Serial D82,001 thru G30,000)

THREE or FOUR DIGIT CODE:

FIRST ONE or TWO DIGITS indicates color of interior trim.
(Refer to 1966/70 Soft Trim Section, Page A1 etc. for listing of Trim Codes.)
LAST TWO DIGITS indicate type of cab.

IF FIRST ONE or TWO DIGITS IS -	LAST TWO DIGITS	DESCRIPTION	CATALOGED AS -
Single or double numeric or numeric (first) + alpha (second) - EXAMPLE - 2 or 23 or 2B.	81	Standard cab (back-of-cab equipment not identified on warranty plate)	Series + 81A
Single alpha code of B, C, D, E, F or G or two digit code beginning with B, C, D, E, F or G. EXAMPLE - B, CB or B4.	81	Custom cab (back-of-cab equipment not identified on warranty plate)	Series + 81B
Single alpha code of K, L, M, N, P or O or two digit code beginning with K, L, M, N, P or O. EXAMPLE - L or M4.	81	Ranger cab (back-of-cab equipment not identified on warranty plate)	Series + 81(Ranger)

RATING or WARRANTY PLATE and CERTIFICATION LABEL - continued

BODY TYPE CODES

**1969 B-F-T700/1000, C-CT550/1000, N-NT500/1000, W-WT1000
(From Serial D82,001 thru G30,000)**

FOUR DIGIT CODE:

FIRST TWO DIGITS indicate color of interior trim.
(Refer to 1966/70 Soft Trim Section, Page A1 etc. for listing of Trim Codes.)
LAST TWO DIGITS indicate type of cab.

IF FIRST TWO DIGITS ARE -	LAST TWO DIGITS	DESCRIPTION	CATALOGED AS -
Both numeric or numeric (first) + alpha (second)- EXAMPLE - 42 or 4N	81	Standard cab (back-of-cab equipment not identified on warranty plate)	Series + 81A
	91	Standard cab (back-of-cab equipment not identified on warranty plate)-applicable only to C-CT550/1000.	Series + 91A
Both alpha or alpha (first) + numeric (second) -EXAMPLE - D2 or DB	81	Custom cab (back-of-cab equipment not identified on warranty plate)	Series + 81B
	91	Custom cab (back-of-cab equipment not identified on warranty plate)-applicable only to C-CT550/1000.	Series + 91B

**1970/ B-F700/750, C-CT500/1000, L-LN-LNT-LT-LTS500/900, W-WT900/1000
(From Serial G30,001 thru M30,000)**

THREE DIGIT CODE:

FIRST DIGIT indicates Standard or Custom Cab and color of interior trim.
(Refer to appropriate Soft Trim Section, Page A1 etc. for listing of Trim Codes.)
SECOND DIGIT indicates type of seat.
THIRD DIGIT indicates type of cab and/or equipment.

FIRST DIGIT	SECOND DIGIT	THIRD DIGIT	DESCRIPTION	CATALOGED AS -
A thru G	FOR	2	Custom cab with butterfly hood	Series + 81B
		8	Custom cab w/o butterfly hood(exc. C-CT-W-WT Series)	Series + 81B
	FORD	8	Custom cab w/o sleeping compt. (C-CT Series)	Series + 91B
		8	Custom steel cab-non sleeper (W-WT Series)	Series + 91
	INTERNAL	H	Custom aluminum cab-non sleeper (W-WT Series)	Series + 91
		Q	Custom aluminum cab-sleeper (W-WT Series)	Series + 92
		Y	Custom cab w/sleeping compt. (C-CT Series)	Series + 91B
		Y	Custom steel cab-sleeper (W-WT Series)	Series + 92
1, 3, 4 or 6	CONTROL	2	Standard cab with butterfly hood	Series + 81A
		8	Standard cab without butterfly hood (except C-CT-W-WT Series)	Series + 81A
	ONLY	8	Standard cab w/o sleeping compt. (C-CT Series)	Series + 91A
		Y	Standard cab w/sleeping compt. (C-CT Series)	Series + 91A
Blank	Blank	7	Cowl (less windshield)	Series + 84

RATING or WARRANTY PLATE and CERTIFICATION LABEL - continued

BODY TYPE CODES

1970/ B-F-P100/600
(From Serial G30,001 thru M30,000)

THREE DIGIT CODE:

FIRST DIGIT indicates Standard, Custom, Ranger or Ranger XLT and color of interior trim.
(Refer to appropriate Soft Trim Section, Page A1 etc. for listing of Trim Codes.)
SECOND DIGIT indicates type of seat.
THIRD DIGIT indicates back-of-cab equipment.

FIRST DIGIT	SECOND DIGIT	THIRD DIGIT	DESCRIPTION	CAB PARTS	BEHIND CAB PARTS	
				CATALOGED AS -		
A thru H	FOR	3	Sports Custom cab with flareside pickup box	81B	83	
		4	Sports Custom cab with styleside pickup box	81B	99	
		5	Sports Custom cab with platform and racks (F100/350)	81B	86	
		5	Custom cab with platform and racks (F500/600)	81B	86	
		8	Sports Custom cab without back-of-cab equipment-(F100/350)	81B		
	FORD	8	Custom cab w/o back-of-cab equipment (F500/600)	81B		
		9	Sports Custom cab with platform (F100/350)	81B	80	
		9	Custom cab with platform (F500/600)	81B	80	
		INTERNAL	4	Ranger cab with styleside pickup box	81E	99
			8	Ranger cab without back-of-cab equipment	81E	
K, L, M, N or O	CONTROL	4	Ranger XLT cab with styleside pickup box	81(Ranger XLT)	99	
S, T, U, V or W		8	Ranger XLT cab without back-of-cab equipment	81(Ranger XLT)		
1 thru 8	ONLY	3	Custom cab with flareside pickup box	81A	83	
		4	Custom cab with styleside pickup box	81A	99	
		5	Custom cab with platform and racks (F100/350)	81A	86	
		5	Standard cab with platform and racks (F500/600)	81A	86	
		8	Custom cab w/o back-of-cab equipment (F100/350)	81A		
	INTERNAL	8	Standard cab w/o back-of-cab equipment (F500/600)	81A		
		9	Custom cab with platform (F100/350)	81A	80	
		9	Standard cab with platform (F500/600)	81A	80	
		Blank	0	Parcel delivery	By Series	
			6	Cowl (including windshield)	85	
		7	Cowl (less windshield)	84		

1970/ ECONOLINE
(From Serial G30,001 thru M30,000)

TWO DIGIT CODE:

FIRST DIGIT indicates Standard or Custom.
(Refer to appropriate Soft Trim Section, Page A1 etc. for listing of Trim Codes.)
SECOND DIGIT indicates Van or Wagon.

TRIM CODE		MODEL	SERIES	DESCRIPTION	CATALOGED AS -
FIRST DIGIT	SECOND DIGIT				
Numeric	1 or 2	E140/E142	E100	Cargo Van (Standard)	89A
Alpha		E140/E142	E100	Cargo Van (Custom)	89B
Numeric	1 or 2	E150/E152	E100	Window Van (Standard)	89E
Alpha		E150/E152	E100	Window Van (Custom)	89F
Numeric		E160/E162	E100	Display Van (Standard)	89C
Alpha		E160/E162	E100	Display Van (Custom)	89D
Numeric		E240/E244	E200	Cargo Van (Standard)	89A
Alpha		E240/E244	E200	Cargo Van (Custom)	89B
Numeric		E250/E254	E200	Window Van (Standard)	89E
Alpha		E250/E254	E200	Window Van (Custom)	89F
Numeric		E260/E264	E200	Display Van (Standard)	89C
Alpha		E260/E264	E200	Display Van (Custom)	89D

RATING or WARRANTY PLATE and CERTIFICATION LABEL - continued

BODY TYPE CODES

1970/ ECONOLINE - continued
(From Serial G30.001 thru M30.000)

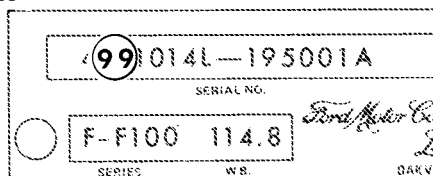
TRIM CODE		MODEL	SERIES	DESCRIPTION	CATALOGED AS -	
FIRST DIGIT	SECOND DIGIT					
Numeric	1 or 2	E340/E345	E300	Cargo Van (Standard)	89A	
Alpha		E340/E345	E300	Cargo Van (Custom)	89B	
Numeric		E350/E355	E300	Window Van (Standard)	89E	
Alpha		E350/E355	E300	Window Van (Custom)	89F	
Numeric		E360/E365	E300	Display Van (Standard)	89C	
Alpha		E360/E365	E300	Display Van (Custom)	89D	
All	3, 4 or 5	E110	E100	Club Wagon	82A	
		E120	E100	Custom Club Wagon	82B	
		E130	E100	Chateau Wagon	82C	
All	3, 4 or 5	E210	E200	Club Wagon	82A	
		E220	E200	Custom Club Wagon	82B	
		E230	E200	Chateau Wagon	82C	
		E270	E200	Standard Club Wagon Bus	82A	
		E280	E200	Custom Club Wagon Bus	82B	
		E290	E200	Chateau Club Wagon Bus	82C	
All	3, 4 or 5	E310	E300	Club Wagon (except Heavy Duty)	82A	
		E311	E300	Club Wagon (Heavy Duty)	82A	
		E320	E300	Custom Club Wagon (except Heavy Duty)	82B	
		E321	E300	Custom Club Wagon (Heavy Duty)	82B	
		E330	E300	Chateau Wagon (except Heavy Duty)	82C	
		E331	E300	Chateau Wagon (Heavy Duty)	82C	
		E370/E372	E300	Standard Club Wagon Bus	82A	
		E380/E382	E300	Custom Club Wagon Bus	82B	
		E390/E392	E300	Chateau Club Wagon Bus	82C	
Numeric	6, 7 or 8	E140/E142	E100	Cargo Van (Standard)	89A	
Alpha		E140/E142	E100	Cargo Van (Custom)	89B	
Numeric		E150/E152	E100	Window Van (Standard)	89E	
Alpha		E150/E152	E100	Window Van (Custom)	89F	
Numeric		E160/E162	E100	Display Van (Standard)	89C	
Alpha		E160/E162	E100	Display Van (Custom)	89D	
Numeric	6, 7 or 8	E240/E244	E200	Cargo Van (Standard)	89A	
Alpha		E240/E244	E200	Cargo Van (Custom)	89B	
Numeric		E250/E254	E200	Window Van (Standard)	89E	
Alpha		E250/E254	E200	Window Van (Custom)	89F	
Numeric		E260/E264	E200	Display Van (Standard)	89C	
Alpha		E260/E264	E200	Display Van (Custom)	89D	
All		E270	E200	Standard Club Wagon Bus	82A	
		E280	E200	Custom Club Wagon Bus	82B	
		E290	E200	Chateau Club Wagon Bus	82C	
Numeric	6, 7 or 8	E340/E345	E300	Cargo Van (Standard)	89A	
Alpha		E340/E345	E300	Cargo Van (Custom)	89B	
Numeric		E350/E355	E300	Window Van (Standard)	89E	
Alpha		E350/E355	E300	Window Van (Custom)	89F	
Numeric		E360/E365	E300	Display Van (Standard)	89C	
Alpha		E360/E365	E300	Display Van (Custom)	89D	
All		E370/E372	E300	Standard Club Wagon Bus	82A	
		E380/E382	E300	Custom Club Wagon Bus	82B	
		E390/E392	E300	Chateau Club Wagon Bus	82C	

RATING or WARRANTY PLATE and CERTIFICATION LABEL - continued

BODY TYPE CODES 1965 CANADIAN BUILT VEHICLES

THE SECOND AND THIRD DIGITS OF THE SERIAL NUMBER
INDICATE THE BODY TYPE

THESE CODES AND THE CORRESPONDING BODY TYPE
INFORMATION ARE LISTED BELOW



TWO DIGIT CODE:

NUMERIC CODE indicates all trucks except Econoline.

NUMERIC-ALPHA CODE indicates Econoline.

BODY TYPE	MODEL	DESCRIPTION	CAB PARTS CATALOGED AS -	BEHIND CAB PARTS CATALOGED AS -
7A	E100	Pickup (Standard)	87A	
7B	E100	Pickup (Deluxe)	87B	
9A	E100	Cargo Van	89A	
9B	E100	Station Bus	89B	
9C	E100	Custom Club Wagon	89C	
9F	E100	Window Van	89F	
9G	E100	Cargo	89G	
9H	E100	Panel Van	89H	
24	B500/750	Bus	84	
41	T700/950	Conventional cab with tandem axle and gas engine	81	
49	F-T600/1100	Conventional cab with diesel engine	81	
51	C550/1100	Tilt cab with single rear axle and gas engine	91	
54	CT750/950	Tilt cab-with tandem axle and gas engine	91	
59	C-CT550/1100	Tilt cab-with diesel engine	91	
81	F100/1100	Conventional cab-with single rear axle and gas engine	81	
83	F100/350	Conventional cab with flareside pickup box	81	83
84	F100/750	Conventional cab (less windshield)	84	
84	B500/750	Bus chassis	84	
85	P100/350	Parcel delivery	85	
88	P100/350	Parcel delivery	85	
90	E100	Pickup	87	
92	E100	Van	89A, F, G, H	
93	E100	Station Bus	89B, C	
99	F100/350	Conventional cab with styleside pickup box	81	99

BODY TYPE DESCRIPTIONS

(Arranged in Alphabetical Sequence)

Most body parts and some chassis parts are listed according to Body Type. For example 81,83 etc. From 1964/69 certain body type information was shown on the rating or warranty plate. Exceptions to this were back-of-cab equipment, pickup boxes 83 and 99, platform 80, and racks 86. Beginning with 1970, body type and trim code information is shown in a 2 digit code for Econoline and a 3 digit code for all Trucks except Econoline.

The body type suffix such as (89)A, (89)B, (89)C etc. is not shown on the Rating or Warranty Plate. To determine the specific body type through rating or warranty plate information the model code such as E110, E360 etc. must also be used.


A chart listing the body type codes in conjunction with the related model codes is shown on the preceding pages.

DESCRIPTION	BODY TYPE CODE SHOWN IN CATALOG
Conventional Closed Cab-Custom (Sports Custom for 1970/ F100/250)	81B (F-T100/1100)
	81B (L-LN-LNT-LT-LTS 500/900)
Conventional Closed Cab-Standard (Custom for 1970/ F100/350)	81A (F-T100/1100)
	81A (L-LN-LNT-LT-LTS 500/900)
Closed Drive Away - includes Windshield Frame	85
Econoline Cargo Van (Custom)	89B (1969/)
Econoline Cargo Van (Standard)	89A (1969/)
Econoline Chateau Wagon	82C (1969/)
Econoline Club Wagon	82A (1969/)
Econoline Custom Club Wagon	82B (1969/)
Econoline Display Van (Custom)	89D (1969/)
Econoline Display Van (Standard)	89C (1969/)
Econoline Pickup (Custom)	87B (1964/67)
Econoline Pickup (Standard)	87A (1964/67)
Econoline Super Van	89J (1965/67)
Econoline Super Van (R.H. and L.H. Doors)	89R (1965/67)
Econoline Super Van (less R.H. and L.H. Doors)	89S (1965/67)
Econoline Super Van (R.H. Fixed Window)	89M (1965/67)
Econoline Super Van (R.H. and L.H. Fixed Windows)	89N (1965/67)
Econoline Van (R.H. Fixed Window)	89E (1964/67)
Econoline Van (R.H. and L.H. Fixed Windows)	89F (1964/67)
Econoline Van (R.H. and L.H. Doors)	89G (1964/67)
Econoline Van (less R.H. and L.H. Doors)	89H (1964/67)
Econoline Van (Standard)	89A (1964/67)
Econoline Window Van (Custom)	89F (1969/)
Econoline Window Van (Standard)	89E (1969/)
Falcon Custom Club Wagon (Super)	89T (1966/67)
Falcon Deluxe Club Wagon	89D (1964/67)
Falcon Deluxe Club Wagon (Super)	89L (1966/67)
Falcon Station Bus	89B (1964/67)
Falcon Station Bus (Custom)	89C (1964/67)
Falcon Station Bus (Super)	89K (1965/67)
Forward Closed Cab-Custom	81B (N-NT500/1100 (1964/69)
Forward Closed Cab-Standard	81A (N-NT500/1100 (1964/69)
Hi-Tilt Cab	91 (H-HT950/1000 (1964/66)
Highway Tractor Tilt Cab (includes sleeping compartment)	92 (W-WT900/1000) (1966/)
Highway Tractor Tilt Cab (less sleeping compartment)	91 (W-WT900/1000) (1966/)
Open Drive Away - less Windshield Frame	84
Parcel Delivery	85
Parcel Delivery Van	Refer to PDV Section at end of this catalog
Pickup Box-Flare Side	83
Pickup Box-Style Side	99
Platform	80
Rack	86
Tilt Cab-Custom	91B (C-CT500/1100)
Tilt Cab-Standard	91A (C-CT500/1100)

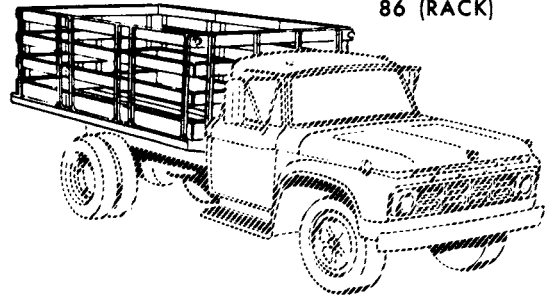
RATING or WARRANTY PLATE and CERTIFICATION LABEL - continued

BODY TYPE


80 (PLATFORM)




86 (RACK)



81 (F-T SERIES)

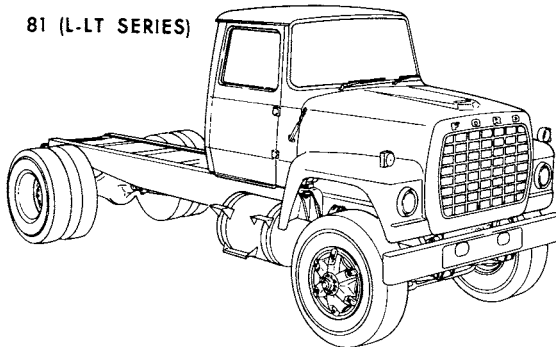


**81 (N-NT SERIES)
(1964/69)**

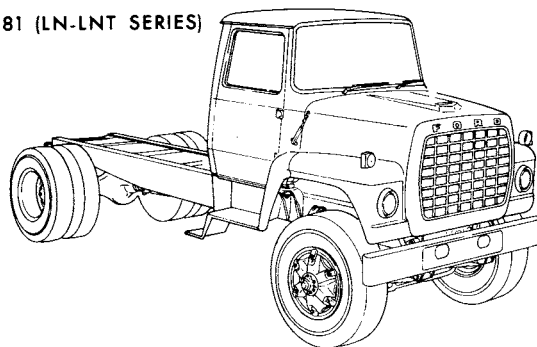


P-4881


81 (L-LT SERIES)



81 (LN-LNT SERIES)




**81
(LTS SERIES)**

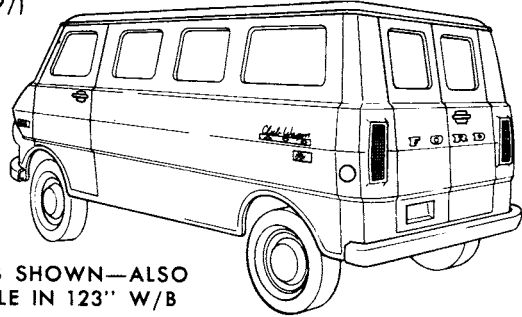


P-7503


BODY TYPE




82A (1969/)




105" W/B SHOWN—ALSO
AVAILABLE IN 123" W/B



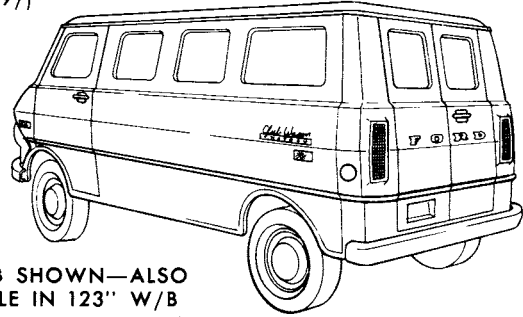
82B (1969/)




105" W/B SHOWN—ALSO
AVAILABLE IN 123" W/B



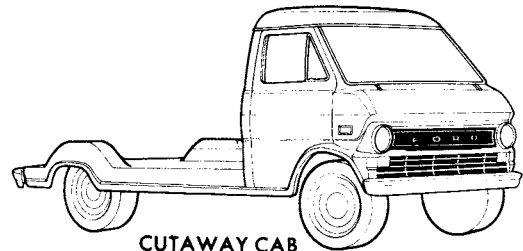
82C (1969/)



105" W/B SHOWN—ALSO
AVAILABLE IN 123" W/B



83 (FLARE SIDE PICK UP)




CUTAWAY CAB
123" W/B

P-7501


RATING or WARRANTY PLATE and CERTIFICATION LABEL - continued

BODY TYPE


**84 (OPEN DRIVE AWAY
LESS WINDSHIELD)**



**85 (OPEN DRIVE AWAY
INCLUDES WINDSHIELD)**





85 (PARCEL DELIVERY)





REFER TO BODY BUILDER
FOR SERVICE PARTS



99 (STYLE SIDE PICK UP)




**87A
(STANDARD)
(1964/67)**



**87B
(CUSTOM)
(1964/67)**




**89A
(1964/67)**




P-4882


BODY TYPE





89A
(1969/)



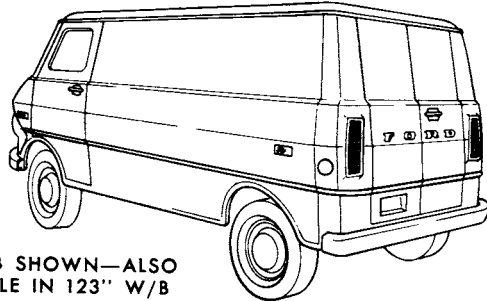
105" W/B SHOWN—ALSO
AVAILABLE IN 123" W/B




89B
89C
(1964/67)



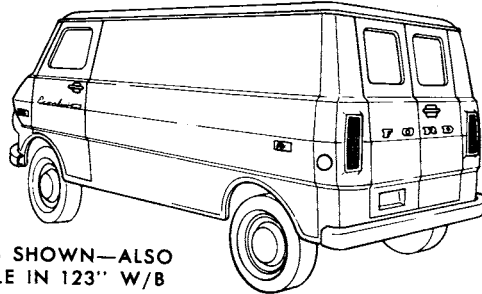
89B
(1969/)




105" W/B SHOWN—ALSO
AVAILABLE IN 123" W/B




89C
(1969/)



105" W/B SHOWN—ALSO
AVAILABLE IN 123" W/B




89D
(1964/67)

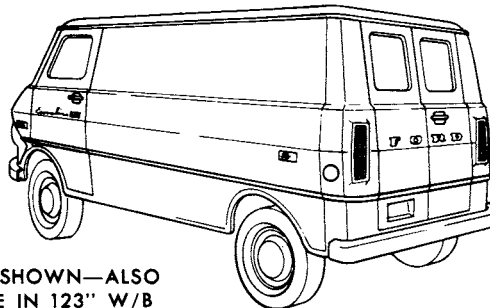


RATING or WARRANTY PLATE and CERTIFICATION LABEL - continued


BODY TYPE





89D
(1969/)



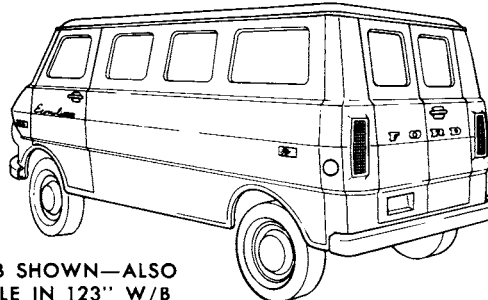
105" W/B SHOWN—ALSO
AVAILABLE IN 123" W/B




89E
(1964/67)





89E
(1969/)




105" W/B SHOWN—ALSO
AVAILABLE IN 123" W/B



89F
(1964/67)




89F
(1969/)





105" W/B SHOWN—ALSO
AVAILABLE IN 123" W/B

P-4883



BODY TYPE



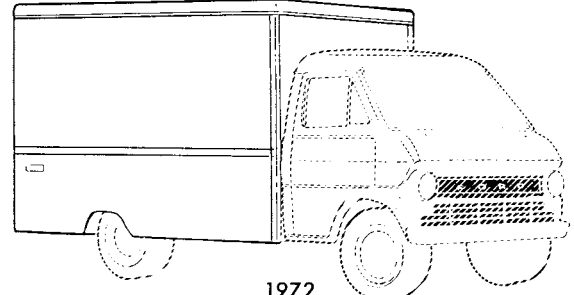
89G
(1964/67)



89H
(1964/67)




1972
CUTAWAY CAB





1972
E300(PARCEL DELIVERY VAN)
REFER TO PDV SECTION FOR ALL
PARTS EXCEPT CUTAWAY CAB

RATING or WARRANTY PLATE and CERTIFICATION LABEL - continued



BODY TYPE





89J
(1965/67)





89K
(1965/67)




89L
(1965/67)



89M
(1965/67)




89N
(1965/67)





P-4884

RATING or WARRANTY PLATE and CERTIFICATION LABEL - continued



BODY TYPE





89R
(1965/67)



89S
(1965/67)





89T
(1965/67)




91 (C-CT SERIES)

91 (H-HT SERIES)
(1964/66)



91 (W-WT SERIES)
(1966/)



92 (W-WT SERIES)
(1966/)

P-4901

RATING or WARRANTY PLATE and CERTIFICATION LABEL - continued

AUXILIARY TRANSMISSION CODES

1964/65 U.S. BUILT VEHICLES
1966/ U.S. and CANADIAN BUILT VEHICLES

THE FIRST DIGIT OF THE TRANSMISSION CODE IDENTIFIES THE TYPE OF AUXILIARY TRANSMISSION.

THE FOLLOWING CHART LISTS THESE CODES, THE NUMBER OF FORWARD SPEEDS AND THE MANUFACTURERS NAME AND MODEL NUMBER.

FOR FURTHER TRANSMISSION IDENTIFICATION REFER TO SECTION 70 IN THIS CATALOG.

RANTY NUMBER		MADE IN U.S.A.
BODY	TRANS.	AXLE
E81	6C	26K
ET H.P.	R.P.M.	D.S.O.

CODE	YEAR	SPEED	MANUFACTURER		CODE	YEAR	SPEED	MANUFACTURER	
			NAME	MODEL				NAME	MODEL
1	64/69	3	Dana(Spicer)	5831-C	8	64/	4	Dana (Spicer)	7041
2	64/	3	Dana(Spicer)	5831-D	9	65/69	3	Fuller	3D65
3	64/	3	Dana(Spicer)	7231-B					
4	64/	3	Dana(Spicer)	7231-D	A	67/69	3	Fuller	3J65
5	64/	4	Dana(Spicer)	8341-C	B	67/69	4	Fuller	4C75
6	64/	3	Dana(Spicer)	8031-C	C	70/	3	Fuller	3K65
7	64/68	3	Dana(Spicer)	8031-P	D	70/	4	Fuller	4E75

MAIN TRANSMISSION CODES

1964/65 U.S. BUILT VEHICLES
1966/ U.S. and CANADIAN BUILT VEHICLES

THE SECOND DIGIT OF THE TRANSMISSION CODE IDENTIFIES THE TYPE OF MAIN TRANSMISSION.

THE FOLLOWING CHART LISTS THESE CODES, THE NUMBER OF FORWARD SPEEDS AND THE MANUFACTURERS NAME AND MODEL NUMBER.

FOR FURTHER TRANSMISSION IDENTIFICATION REFER TO SECTIONS 70, A70 OR T70 IN THIS CATALOG.

RANTY NUMBER		MADE IN U.S.A.
BODY	TRANS.	AXLE
E81	C	26K
ET H.P.	R.P.M.	D.S.O.

CODE	YEAR	SPEED	DESCRIPTION	MANUFACTURER		CODE	YEAR	SPEED	DESCRIPTION	MANUFACTURER	
				NAME	MODEL					NAME	MODEL
A	64/65	3	Manual	Ford		G	64/	3	Automatic	Ford	
	64	5	Direct	Fuller	SW74		64/65	10	Overdrive	Fuller	RA-960
	64/	4	Synchronized	New Process	435		66/67	5	Direct	Fuller	SH75
	66/67	5	Direct	Dana (Spicer)	8052		68/	5	Overdrive	Clark	380VO
B	64/	3	Overdrive	Warner	T85, T86	H	64/65	6	Transmatic	Allison	MT-30
	64/65	5	Overdrive	Dana (Spicer)	8051-A, C		66	5	Direct	Fuller	T905-B
	66/69	10	Direct	Fuller	R-96		66/67	5	Direct	Clark	305-V
	70/	16	Overdrive	Dana (Spicer)	8516		70/71	13	Overdrive	Fuller	RTO-913
	64/65	5	Direct	Dana (Spicer)	8052		I	64/65	10	Overdrive	Fuller
66	10	Direct	Fuller	RA-96	65/67	5		Direct	Clark	307V	
66/	3	Manual	Ford		66	15		Overdrive	Fuller	RTO-915	
C	64/65	5	Direct	Dana (Spicer)	8052	J	64/65	5	Direct	Clark	250V
	66	10	Direct	Fuller	RA-96		66	5	Overdrive	Dana (Spicer)	8051-A, C
	66/	3	Manual	Ford			66/68	5	Overdrive	Clark	264VO
	68/70	10	Direct	Fuller	RT-510		71/	13	Overdrive	Fuller	RTO-9513
	71/	10	Direct	Fuller	RT-610	K	64/66	5	Overdrive	Clark	251VO
D	64/	3		Warner	T89C, E, F		66/	5	Overdrive	Dana (Spicer)	6453-A
	64/65	10	Direct	Fuller	R-96		L	64/68	5	Direct	Clark
	66	10	Overdrive	Fuller	RA-960	66		5	Direct	Dana (Spicer)	6352-B
	68/	5	Direct	Clark	387-V	71/		6	Transmatic	Allison	AT-540
E	64/	3		Warner	T87E, G	M	64/65	5	Overdrive	Clark	264VO
	64/65	10	Direct	Fuller	RA-96		66/67	5	Direct	Clark	250V
	66	10	Overdrive	Fuller	R-960		66/67	5	Direct	Dana (Spicer)	6452-A
	68/	5	Direct	Fuller	5H74		68/	5	Direct	Clark	285V
F	64/66	4	Synchronized	Warner	T98A						
	64	4	Synchronized	Dagenham							
	65/	4	Synchronized	Warner	T18						
	65	5	Direct	Clark	305-V						
	66/67	5	Direct	Fuller	5H74						
	68/	5	Direct	Fuller	5HA74						

RATING or WARRANTY PLATE and CERTIFICATION LABEL - continued

MAIN TRANSMISSION CODES


CODE	YEAR	SPEED	DESCRIPTION	MANUFACTURER		CODE	YEAR	SPEED	DESCRIPTION	MANUFACTURER	
				NAME	MODEL					NAME	MODEL
N	64/65	5	Direct	Dana (Spicer)	5652	Y	64/65	5	Overdrive	Dana (Spicer)	8055-A, C
	64/65	4	Synchronized	New Process	435		66/70	6	Transmatic	Allison	MT-40
	66	5	Direct	Clark	2621-V1, 2622-V1		71/	6	Transmatic	Allison	MT-41
	66/	5	Direct	Dana (Spicer)	6352						
O	64/65	12	Overdrive	Dana (Spicer)	8125	Z	64/65	5	Direct	Dana (Spicer)	8054
	66	5	Overdrive	Dana (Spicer)	8055-A, C		70/	6	Transmatic	Allison	MT-40
	66/69	5	Direct	New Process	541	1	66/	6	Transmatic	Allison	MT-42
	67/	5	Direct	Fuller	T905-B		68/	5	Direct	Dana (Spicer)	8552-A
	70/	5	Direct	New Process	542-FL						
P	64/65	5	Direct	Dana (Spicer)	5756-B	2	64/65	6	Transmatic	Allison	MT-40
	66	5	Direct	Dana (Spicer)	8054		66/67	5	Direct	Dana (Spicer)	6354
	66/67	5	Overdrive	New Process	541		68/	5	Direct	Clark	282V
	67	5	Overdrive	Dana (Spicer)	8051-A, C	3	64/65	6	Transmatic	Allison	MT-42
	68/	4	Synchronized	Warner	T19		66	5	Overdrive	Dana (Spicer)	6455-A
Q	64/65	5	Direct	Dana (Spicer)	6352	67/69	5	Direct	Dana (Spicer)	5852	
	66/	5	Direct	Dana (Spicer)	5652	70/	6	Direct	Fuller	RT-906	
R	64/65	5	Direct	Dana (Spicer)	6852-G	4	64/65	5	Direct	Dana (Spicer)	6354
	66	12	Overdrive	Dana (Spicer)	8125		66	5	Direct	Dana (Spicer)	6854-G
	67/68	5	Direct	Clark	2621-V1, 2622-V1		67	12	Overdrive	Dana (Spicer)	8125
	70/	16	Overdrive	Dana (Spicer)	8716		68/	5	Overdrive	Clark	280VO
S	64/65	5	Overdrive	Dana (Spicer)	6453-A	5	64/65	5	Overdrive	Dana (Spicer)	6455-A
	66/	5	Direct	Dana (Spicer)	5756-B		66	5	Direct	Dana (Spicer)	6454-A
T	64/67	8	Roadranger	Fuller	R-46	6	64/65	5	Direct	Dana (Spicer)	6854-G
	68/69	5	Overdrive	New Process	541		64/65	3	C4 Auto.	Ford	XP
	70/	5	Overdrive	New Process	542-FO		66	5	Direct	Dana (Spicer)	6354-B
	72	9	Overdrive	Fuller	RTO-9509B		67/	15	Overdrive	Fuller	RTO-915
U	64/65	5	Direct	Dana (Spicer)	6352-B	7	64/65	5	Direct	Dana (Spicer)	6454-A
	66/	5	Direct	Dana (Spicer)	6852-G		66/67	5	Direct	Fuller	5HA74
							68/	5	Direct	Clark	385V
V	64/65	5	Direct	Dana (Spicer)	6452-A	8	64/65	5	Direct	Dana (Spicer)	6354-B
	66/	10	Direct	Fuller	RT-910		66	5	Direct	Fuller	5HA75
	67	5	Overdrive	Clark	251V		67/69	12	Overdrive	Dana (Spicer)	8312
W	64/65	5	Direct	Clark	2621-V1, 2622-V1	9	64/65	5	Direct	Fuller	5H75
	66	10	Overdrive	Fuller	RTO-910		66/	15	Direct	Fuller	RT-915
	67/	5	Direct	Dana (Spicer)	6352-B		68/69	5	Direct	New Process	541
X	64/65	5	Direct	Fuller	5H74	70/	5	Direct	New Process	542-FD	
	66/	5	Direct	Fuller	T905-A						
	69/71	6	Transmatic	Allison	MT-30						

RATING or WARRANTY PLATE and CERTIFICATION LABEL - continued

TRANSMISSION ASSEMBLY IDENTIFICATION NUMBERS 1965 CANADIAN BUILT VEHICLES

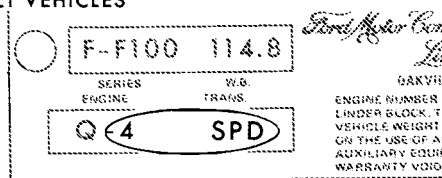
THE TRANSMISSION ASSEMBLY NUMBER IDENTIFIES THE MANUFACTURER, MODEL NUMBER AND TRANSMISSION SPEEDS.

REFER TO SECTION 70 FOR A LISTING OF THESE NUMBERS AND THE CORRESPONDING MANUFACTURER, MODEL NUMBER AND TRANSMISSION SPEEDS.



TRANSMISSION SPEEDS 1965 CANADIAN BUILT VEHICLES

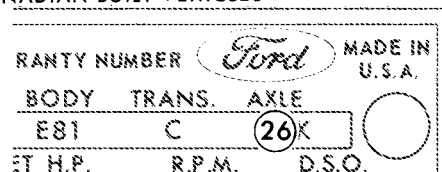
THE NUMBER OF TRANSMISSION SPEEDS IS SHOWN BELOW "TRANS."



REAR AXLE RATIO CODES 1964/65 U.S. BUILT VEHICLES 1966/ U.S. and CANADIAN BUILT VEHICLES

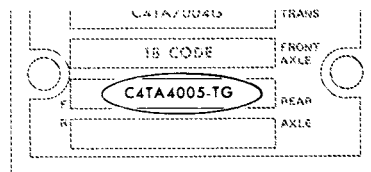
THE FIRST TWO DIGITS OF THE AXLE CODE IDENTIFY THE RATIO AND CAPACITY OF THE REAR AXLE.

REFER TO SECTION 40.1 FOR A LISTING OF THESE CODES AND THE CORRESPONDING RATIO AND CAPACITY.



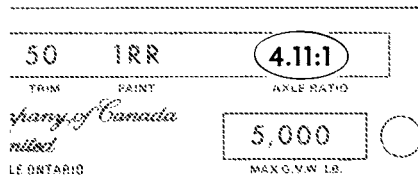
REAR AXLE ASSEMBLY IDENTIFICATION NUMBERS 1965 CANADIAN BUILT VEHICLES

THE REAR AXLE ASSEMBLY NUMBER IDENTIFIES THE MANUFACTURER, MODEL NUMBER, CAPACITY AND RATIO OF THE FRONT "F" REAR AXLE AND THE REAR "R" REAR AXLE. REFER TO THESE NUMBERS AND THE CORRESPONDING MANUFACTURER, MODEL NUMBER, CAPACITY AND RATIO.



REAR AXLE RATIO 1965 CANADIAN BUILT VEHICLES

THE ACTUAL REAR AXLE RATIO IS SHOWN ABOVE "AXLE RATIO"





RATING or WARRANTY PLATE and CERTIFICATION LABEL - continued

FRONT AXLE CODES 1964/65 U.S. BUILT VEHICLES
1966/ U.S. and CANADIAN BUILT VEHICLES

THE THIRD DIGIT OF THE AXLE CODE IDENTIFIES THE RATIO AND/OR CAPACITY OF THE FRONT AXLE (FROM 1964/69 ONLY OPTIONAL FRONT AXLES ARE IDENTIFIED. BEGINNING IN 1970 ALL FRONT AXLES ARE IDENTIFIED).

THE FOLLOWING CHART LISTS THESE CODES AND THE CORRESPONDING RATIO AND/OR CAPACITY AS WELL AS THE MANUFACTURER NAME AND MODEL NUMBER.

FOR FURTHER FRONT AXLE IDENTIFICATION REFER TO SECTION 30 IN THIS CATALOG.

WARRANTY NUMBER				MADE IN U.S.A.
BODY	TRANS.	AXLE		
E81	C	2(K)		
ET H.P.	R.P.M.	D.S.O.		

CODE	YEAR	DESCRIPTION	MANUFACTURER		RATIO (4 x 4 ONLY)	CAPACITY
			NAME	MODEL		
A	64		Ford	5500		5.5M
	66		Ford	5000		5M
	69		Ford	5000		5M
	70	W/o power strg.	Rockwell (Timken)	FL-901		16M
	71/		Ford	5000		5M
B	64		Rockwell (Timken)	FF-903		12M
	65/		Ford	5500		5.5M
C	64		Ford	5000		5M
	64	W/o H/D frt. brakes	Ford-Rockwell(Timken)			6M
	65/69		Ford-Rockwell(Timken)			6M
	70/		Ford			6M
D	64/65		Dana (Spicer)	44FHD	4.55	3.5M
	64/69		Ford-Rockwell(Timken)			7M
	70/		Ford-Rockwell(Timken)			7M
E	64/65	W/ H/D frt. brakes	Ford-Rockwell(Timken)			6M
	64		Ford-Rockwell(Timken)	FC-901		7M
	65/69	W/o H/D frt. brakes	Ford-Rockwell(Timken)			9M
	71				6.20	7.5M
F	64/65		Ford	5500		5.5M
	64		Ford-Rockwell(Timken)	FD-903		9M
	65		Rockwell (Timken)	FE-970		11M
	66/69	W/ center point strg.	Rockwell (Timken)	FE-970		12M
	71				6.80	7.5M
G	64		Rockwell (Timken)	FE-970		11M
	65		Ford-Rockwell(Timken)			7M
	65/69	W/o center point strg.	Rockwell (Timken)	FF-903		12M
	71				7.20	7.5M
H	64/69		Rockwell (Timken)	FG-903		15M
I	65/69		Rockwell (Timken)	FL-900		18M
J	70/	W/ power strg.	Ford	5000		5M
K	66/67		Dana (Spicer)	44F-HD	4.55	3.5M
	68/69		Dana (Spicer)	6BF-HD	4.09	3.5M
	70/		Dana (Spicer)	6CF-HD	4.55	3.5M
	70/	W/ power strg.	Ford	5500		5.5M
L	65/68	W/ H/D frt. brakes	Ford-Rockwell(Timken)			6M
	70/	W/ power strg.	Ford			6M
	72		Dana (Spicer)	44F		3M
M	64/67	W/ H/D frt. brakes	Ford			Std.
	70/	W/ power strg.	Ford			7M
N	65/67	W/ H/D frt. brakes	Ford-Rockwell(Timken)			9M
	70/	W/ power strg.	Ford-Rockwell(Timken)			9M
O	64	W/ H/D frt. brakes	Ford-Rockwell(Timken)	FD-903		9M
P	70/	W/ power strg.	Rockwell (Timken)	FF-903		12M
R	70/	W/ power strg.	Rockwell (Timken)	FG-901		15M
S	70	W/ power strg.	Rockwell (Timken)	FL-901		16M
	71/	W/ power strg.	Rockwell (Timken)	FH-901		16M
T	70/	W/ power strg.	Rockwell (Timken)	FL-901		18M
U	64	W/ H/D frt. brakes	Ford-Rockwell(Timken)			6M
	70/	W/ power strg.	Rockwell (Timken)	FL-901		20M

RATING or WARRANTY PLATE and CERTIFICATION LABEL - continued

FRONT AXLE CODES

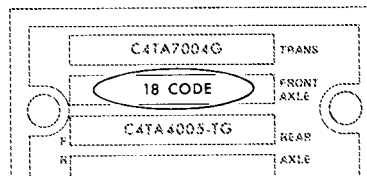
1964/65 U.S. BUILT VEHICLES
1966/ U.S. and CANADIAN BUILT VEHICLES

CODE	YEAR	DESCRIPTION	MANUFACTURER		RATIO (4 x 4 ONLY)	CAPACITY
			NAME	MODEL		
1	70/	W/o power strg.	Ford	5000		5M
2	70/	W/o power strg.	Ford	5500		5.5M
3	70/	W/o power strg.	Ford			6M
4	70/	W/o power strg.	Ford			7M
5	70/	W/o power strg.	Ford			9M
6	70	W/ center point strg.	Rockwell(Timken)	FE-970		12M
	71/	W/ center point strg.	Rockwell(Timken)			12M
7	70	W/ center point strg.	Rockwell(Timken)			12M
	71/	W/ center point strg.	Rockwell(Timken)			12M
8	70/	W/ steer-ease	Ford			12M
9	72					15M

FRONT AXLE CODES 1965 CANADIAN BUILT VEHICLES

THE FRONT AXLE CODE IDENTIFIES THE RATIO AND/OR CAPACITY OF THE FRONT AXLE.

THE FOLLOWING CHART LISTS THESE CODES AND THE CORRESPONDING RATIO AND/OR CAPACITY AS WELL AS THE MANUFACTURER'S NAME AND MODEL NUMBER.



CODE	DESCRIPTION	MANUFACTURER		RATIO (4 x 4 only)	CAPACITY
		NAME	MODEL		
1A	W/o power strg.	Ford-Rockwell(Timken)			6M
1B	W/power strg.	Ford-Rockwell(Timken)			6M
1C		Ford-Rockwell(Timken)			6M
1D		Rockwell(Timken)	32552		6M
2A	W/o power strg.	Ford-Rockwell(Timken)			7M
2B	W/power strg.	Ford-Rockwell(Timken)			7M
2C		Ford-Rockwell(Timken)			7M
2D		Ford-Rockwell(Timken)			7M
2F		Rockwell(Timken)	FC-903		7M
2G		Rockwell(Timken)	FC-903		7M
2H		Ford-Rockwell(Timken)			7M
3A		Rockwell(Timken)	FD-903		9M
3B		Rockwell(Timken)	FD-903		9M
3C		Rockwell(Timken)	FD-903		9M
3D		Rockwell(Timken)	FD-903		9M
3E		Ford-Rockwell(Timken)			9M
3F		Ford-Rockwell(Timken)			9M
3G		Ford-Rockwell(Timken)			9M
3H		Ford-Rockwell(Timken)			9M
4A	W/center point strg.	Rockwell(Timken)	FE-970		11M
4B	W/center point strg.	Rockwell(Timken)	FE-970		11M
4C	W/center point strg.	Rockwell(Timken)	FE-970		11M
4D	W/center point strg.	Rockwell(Timken)	FE-970		11M
4E	W/center point strg.	Rockwell(Timken)	FE-970		11M
4F	W/center point strg.	Rockwell(Timken)	FE-970		11M
4G	W/center point strg.	Rockwell(Timken)	FE-970		11M
4H	W/center point strg.	Rockwell(Timken)	FE-970		11M
5A		Rockwell(Timken)	FF-903		12M
5B		Rockwell(Timken)	FF-903		12M
5C		Rockwell(Timken)	FF-903		12M
5D		Rockwell(Timken)	FF-903		12M
5E		Rockwell(Timken)	FF-903		12M
5F		Rockwell(Timken)	FF-903		12M
5G		Rockwell(Timken)	FF-903		12M
5H		Rockwell(Timken)	FF-903		12M

RATING or WARRANTY PLATE and CERTIFICATION LABEL - continued

FRONT AXLE CODES

1965 CANADIAN BUILT VEHICLES

CODE	DESCRIPTION	MANUFACTURER		RATIO (4 x 4 only)	CAPACITY
		NAME	MODEL		
J1	W/o power strg.	Ford			5M
J2	W/power strg.	Ford			5M
02	W/power strg.	Ford			5M
03	W/o power strg.	Ford			5M
04	W/power strg.	Ford			5M
08	W/o power strg.	Ford-Rockwell(Timken)			6M
09	W/power strg.	Ford-Rockwell(Timken)			6M
10		Ford-Rockwell(Timken)			6M
11	W/o power strg.	Ford-Rockwell(Timken)			6M
13		Ford-Rockwell(Timken)			6M
14		Ford-Rockwell(Timken)			6M
15		Rockwell(Timken)	32552		6M
18	W/o power strg.	Ford-Rockwell(Timken)			7M
20		Ford-Rockwell(Timken)			7M
21		Ford-Rockwell(Timken)			7M
22		Rockwell(Timken)	32552		6M
23		Rockwell(Timken)	FC-903		7M
29		Ford-Rockwell(Timken)			9M
30		Rockwell(Timken)	FD-903		9M
31		Rockwell(Timken)	FD-903		9M
33		Dana(Spicer)		4.09	3M
37		Dana(Spicer)		4.09	3M
38		Rockwell(Timken)	FF-903		12M
46		Rockwell(Timken)	FG-903		15M
47		Rockwell(Timken)	FG-903		15M
48		Rockwell(Timken)	FG-903		15M
49		Rockwell(Timken)	FG-903		15M
51		Ford-Rockwell(Timken)			6M
56		Ford			5.5M
57	W/o power strg.	Ford			5.5M
58	W/power strg.	Ford			5.5M
59	W/power strg.	Ford			5.5M
61		Ford-Rockwell(Timken)			7M
63	W/o power strg.	Ford			5.5M
64	W/o power strg.	Ford			5.5M
65	W/power strg.	Ford			5.5M
66	W/power strg.	Ford			5.5M
69	W/power strg.	Ford-Rockwell(Timken)			6M
70	W/o free running hubs	Dana(Spicer)	44F	3.73	3M
71	W/free running hubs	Dana(Spicer)	44F	3.73	3M
72	W/o free running hubs	Dana(Spicer)	44F	4.55	3M
73	W/free running hubs	Dana(Spicer)	44F	4.55	3M
74	W/o free running hubs	Dana(Spicer)	44F-HD	4.55	3M
75	W/free running hubs	Dana(Spicer)	44F-HD	4.55	3M
76		Ford			2.6M
77	W/o free running hubs			3.54	3M
78	W/free running hubs			3.54	3M
80		Ford			2.6M
81		Ford			3.8M
83		Ford			3.8M
84		Ford			3.8M
85		Ford			3.8M
86		Ford			3.8M
87		Ford			3.8M
89		Ford			5M

RATING or WARRANTY PLATE and CERTIFICATION LABEL - continued

DRIVE CODES 1965 CANADIAN BUILT VEHICLES

THE EIGHTH DIGIT OF THE SERIAL NUMBER IDENTIFIES WHETHER THE VEHICLE IS EQUIPPED WITH RIGHT HAND DRIVE OR LEFT HAND DRIVE.

L - LEFT HAND DRIVE R - RIGHT HAND DRIVE

GROSS VEHICLE WEIGHT 1964/65 U.S. BUILT VEHICLES 1966/ U.S. and CANADIAN BUILT VEHICLES

THE GROSS VEHICLE WEIGHT RATING FOR THE VEHICLE (BASED ON MINIMUM EQUIPMENT REQUIRED) IS SHOWN IN POUNDS (LBS) ABOVE OR BELOW "MAX G.V.W. LBS".

GROSS VEHICLE WEIGHT 1965 CANADIAN BUILT VEHICLES

THE GROSS VEHICLE WEIGHT RATING FOR THE VEHICLE (BASED ON MINIMUM EQUIPMENT REQUIRED) IS SHOWN IN POUNDS (LBS) ABOVE "MAX G.V.W. LBS".

GROSS VEHICLE WEIGHT RANGE CODES 1965 CANADIAN BUILT VEHICLES

THE LAST DIGIT OF THE SERIAL NUMBER INDICATES THE GROSS VEHICLE WEIGHT RANGE OF THE VEHICLE (BASED ON MINIMUM EQUIPMENT REQUIRED).

THE FOLLOWING CHART LISTS THESE CODES AND THE CORRESPONDING G.V.W. RANGE.

CODE	RANGE		CODE	RANGE	
	FROM	TO		FROM	TO
A	0M	6M	E	16.1M	19.5M
B	6.1M	10M	F	19.51M	26M
C	10.1M	14M	G	26.1M	33M
D	14.1M	16M	H	33.1M	60M

RATING or WARRANTY PLATE and CERTIFICATION LABEL - continued

CERTIFIED NET HORSEPOWER 1964/65 U.S. BUILT VEHICLES
1966/ U.S. and CANADIAN BUILT VEHICLES

THE ACTUAL CERTIFIED NET HORSEPOWER @ THE R.P.M. SHOWN IS INDICATED ABOVE OR BELOW "CERT. NET N.P."

3	JM	F250	E81
G.V.W. LBS.		CERT. NET H.P.	
7500		132	
WARRANTY VOID IF MAX. GROSS VEHICLE WEIGHT EXCEEDED (SEE OPERATOR'S MANUAL OR LOAD CAPACITY CHART)			

R.P.M. 1964/65 U.S. BUILT VEHICLES
1966/ U.S. and CANADIAN BUILT VEHICLES

THE ACTUAL REVOLUTIONS PER MINUTE REQUIRED TO DEVELOP THE CERTIFIED NET HORSEPOWER LISTED IS SHOWN ABOVE OR BELOW "R.P.M."

E81	C	26K
NET H.P.	R.P.M.	D.S.O.
132	3600	72
IF VEHICLE WEIGHT IS EXCEEDED OR LOAD CAPACITY CHART		

DISTRICT CODES 1964/65 U.S. BUILT VEHICLES
1966/ U.S. and CANADIAN BUILT VEHICLES

THE CODE SHOWN ABOVE OR BELOW "D.S.O." IDENTIFIES THE DISTRICT WHICH ORDERED THE UNIT.

THE FOLLOWING CHART LISTS THESE CODES AND THE DISTRICT WHICH THEY REPRESENT.

FOR AN EXPLANATION OF THE D.S.O. PORTION OF THE NUMBER REFER TO PAGE 22.

E81	C	26K
NET H.P.	R.P.M.	D.S.O.
32	3600	72
IF VEHICLE WEIGHT IS EXCEEDED OR LOAD CAPACITY CHART		

CODE	DISTRICT	CODE	DISTRICT	CODE	DISTRICT	CODE	DISTRICT
11	Boston	35	Lansing	55	St. Louis	89	TRANSPORTATION SERVICE
12	Buffalo	36	Louisville	56	Davenport	90's	Export
13	New York	37	Buffalo	57	Houston	FORD of CANADA	
14	Pittsburgh	38	Pittsburgh	58	Twin Cities	A1	Central (Ford)
15	Newark	41	Chicago	61	Dallas	A2	Eastern (Ford)
16	Philadelphia	42	Fargo (1964/71)	62	Houston	A3	Atlantic (Ford)
17	Washington		Cleveland(1972)	63	Memphis	A4	Midwestern (Ford)
21	Atlanta	43	Milwaukee	64	New Orleans	A6	Western (Ford)
22	Charlotte	44	Twin Cities	65	Oklahoma City	A7	Pacific (Ford)
23	Philadelphia (1964/71)	45	Davenport (1964/71)	71	Los Angeles	B1	Central
	Memphis(1972)		Lansing (1972)	72	San Jose		(Lincoln-Mercury)
24	Jacksonville	46	Indianapolis	73	Salt Lake City	B2	Eastern
25	Richmond	47	Cincinnati	74	Seattle		(Lincoln-Mercury)
26	Washington(1964/71)	48	Detroit	75	Phoenix	B3	Atlantic
	New Orleans(1972)			76	Denver		(Lincoln-Mercury)
27	Cincinnati	51	Denver	81	Ford of Canada	B4	Midwestern
28	Louisville	52	Des Moines(1964/71)	83	Government		(Lincoln-Mercury)
31	Cincinnati		Dallas (1972)	84	Home Office Reserve	B6	Western
32	Cleveland	53	Kansas City	85	American Red Cross		(Lincoln-Mercury)
33	Detroit	54	Omaha	86	DIPLOMATIC SERVICE COMM.	B7	Pacific
34	Indianapolis			87	Body Company		(Lincoln-Mercury)

INDEX

PART NAME	GROUP NUMBER	PART NAME	GROUP NUMBER
A		A - cont'd.	
"A" frame & quadrant kit (snow plow)	19G537	Adapter (trans. overdrive housing to trans. case)	7660
Absorber (steering shock)	3E651	Adapter (trans. rear pitot tube)	7C376
Accelerator assy.	9725	Adapter (trans. rear shift pipe)	7K077
Accelerator & bracket assy. (mounted on eng.)	9771	Adapter (trans. shift cylinder range control cable)	7B401
Actuator (backup lamp switch)	15540	Adapter (trans. to eng.)	7E361
Actuator (brake shoe adjusting lever)	2B344	Adapter (water temperature indicator sender)	10911
Actuator (courtesy lamp switch)	13A786	Adapter (water temperature switch to intake manifold)	18271
Actuator (free running hub clutch)	1098	Adapter assy. (air cleaner duct tube)	9D608
Actuator (P/S gear)	3E565	Adapter assy. (backup lamp switch wire)	15A546
Actuator (rear air brake)	2B003	Adapter assy. (brake vacuum booster push rod)	2B014
Actuator (trans. overdrive kickdown switch)	7A770	Adapter assy. (eng. air cleaner restriction indicator)	9N621
Actuator assy. (front air brake)	2B002	Adapter assy. (eng. crankcase vent)	6A665
Actuator kit (P/S control valve)	3783	Adapter assy. (eng. oil filter)	6881
Adapter (A/C compressor governor)	2A896	Adapter assy. (P/S gear control valve)	3E608
Adapter (alternator mounting bracket)	10A336	Adapter assy. (P/S pump to reservoir)	3670
Adapter (brake air compressor governor)	2A896	Adapter assy. (speedo.)	17294
Adapter (brake air compressor mounting)	2A880	Adapter kit (A/C eng.)	19700
Adapter (brake booster air control valve body)	2326	Adapter kit (eng. oil filter)	6882
Adapter (brake hose fitting)	2B283	Adapter kit (hang-on A/C)	19C872
Adapter (brake master cylinder mounting)	2B286	Adapter kit (P/S reservoir to pump)	3A695
Adapter (carb. air cleaner mounting)	9B663	Adhesives	Δ
Adapter (carb. throttle)	9E550	Adjuster (front axle differential bearing)	4067
Adapter (clutch housing to cylinder block)	7A593	Adjuster (P/S gear sector shaft)	3D528
Adapter (clutch master cylinder breather)	7A752	Adjuster (rear axle differential bearing)	4067
Adapter (compressor air strainer)	2A961	Adjuster (steering gear ball rack adjusting)	3C539
Adapter (eng. crankshaft damper)	6A329	Adjuster assy. (front air brake)	2308-9
Adapter (eng. flywheel to trans.)	6A369	Adjuster assy. (rear air brake)	2314-5
Adapter (eng. oil filler)	6A868	Adjuster assy. (steering gear worm thrust bearing)	3A670
Adapter (eng. oil filter hose)	6A891	Air conditioner kits	19B968-9
Adapter (eng. rear support)	6C093	Air conditioner refrigerant	Δ
Adapter (front axle steering arm)	3B558	Alternator (mounting parts)	10A313
Adapter (front mounted P.T.O. drive)	7A772	Alternator assy.	10300, 10346
Adapter (front turn indicator lamp)	13A334, 13370, 13374	Alternator installation kit	14A240
Adapter (fuel injection pump mounting)	9C516	Ammeter (instrument cluster)	10850
Adapter (fuel injector inlet)	9G512	Amplifier assy. (ignition current)	12A027
Adapter (fuel vapor purge tube to air cleaner)	9D692	Anchor (clutch pedal assist spring)	7A565
Adapter (intake manifold)	9K426	Anchor (emergency indicator switch mounting strap)	13B322
Adapter (muffler inlet pipe)	5B255	Anchor (turn indicator switch mounting strap)	13B322
Adapter (oil pressure gauge to cylinder block)	9D295	Antenna assy. (radio)	18813
Adapter (P/S cylinder pressure line)	3D644	Antenna kit (radio)	18813
Adapter (P/S pump mounting)	3K505	Anti-rattle (A/C regulator control)	19D550
Adapter (P/S pump outlet)	3E598	Anti-rattle (radiator grille upper panel)	8457
Adapter (P/S pump return line)	3E607	Anti-rattle (running board bracket)	16A488
Adapter (radiator shutter)	8K025	Anti-squeak (radiator supply tank)	8-8300-1, 8A354
Adapter (rear axle shaft stud)	1142	Anti-squeak (spring)	5586
Adapter (rear brake air chamber)	2C225	Apron (front fender)	16054-5
Adapter (rear brake air chamber push rod)	2C478	Arm (A/C compressor bracket to base)	14849
Adapter (rear suspension beam end bushing)	5871	Arm (accelerator pedal lower)	9798
Adapter (speedo. cable drive tip)	17B322	Arm (accelerator pedal throttle)	9798
Adapter (tachometer cable drive tip)	17B322	Arm (air compressor belt adjusting)	2A942-3
Adapter (thermostatic choke control inlet tube)	9C786	Arm (alternator belt adjustment)	10145
Adapter (trans. counter shaft rear bearing)	7B222	Arm (cab lock camshaft control)	5108
Adapter (trans. cross shaft housing to case)	7A197	Arm (cab retaining)	5358
Adapter (trans. flywheel mounted P.T.O. breather)	7A756		
Adapter (trans. flywheel mounted P.T.O. input shaft bearing)	7A673		
Adapter (trans. forward & reverse shift lever)	7C235		

Δ Refer to page 1 of Paint Section

January, 1975

COPYRIGHT © 1975—

FORD MARKETING CORPORATION

—DEARBORN, MICHIGAN

FINAL ISSUE

FORD TRUCK PARTS

INDEX

PART NAME	GROUP NUMBER	PART NAME	GROUP NUMBER
A - cont'd.		B - cont'd.	
Arm (clutch master cylinder control)	7A699	Baffle (brake vacuum booster air cleaner)	2A085
Arm (clutch release shaft adjusting)	7B506	Baffle (carb. automatic choke plate)	9A539
Arm (eng. valve rocker)	6564	Baffle (carb. float bowl)	9A517
Arm (exhaust air supply pump belt adjustment)	9B452	Baffle (carb. metering body vent)	9553
Arm (front axle spindle)	3130-1	Baffle (coupling shaft bearing)	4805
Arm (front axle spindle steering)	3146	Baffle (eng. crankshaft rear oil slinger)	6336
Arm (front bumper)	17754-5, 17766-7	Baffle (eng. intake manifold oil)	6A630
Arm (generator belt adjustment)	10145	Baffle (eng. push rod crankcase vent)	6A630
Arm (generator brush)	10040	Baffle (eng. valve push rod valley)	6524
Arm (heater blower door control)	18A474	Baffle (eng. valve spring oil)	6524
Arm (rear axle torque)	4361, 4612, 4736	Baffle (fan shroud rear plate)	8B326
Arm (rear bumper)	17787-8, 17795-6	Baffle (heater air distribution)	18K383
Arm (rear view inside mirror)	17690	Baffle (parking brake oil)	2E614
Arm (rear view outside mirror bracket)	17689	Baffle (P/S pump reservoir retaining line)	3E597
Arm (rear view outside mirror to mirror head)	17743	Baffle (radio speaker)	18974
Arm (rear view outside mirror upper)	17B689	Baffle (trans. input shaft bearing oil)	7040
Arm (steering gear sector shaft)	3590	Baffle (trans. intermediate clutch piston housing oil)	7-7788
Arm (steering idler)	3355	Baffle (trans. output shaft ball bearing oil)	7080
Arm (trans. gearshift)	7243, 7410	Baffle (trans. overdrive output shaft bearing oil)	7668
Arm (trans. gearshift cross shaft)	7B141	Baffle assy. (radiator)	8067
Arm (trans. gearshift rocker)	7410	Ball assy. (fuel pump filter bowl)	9387
Arm (trans. retarder control valve pedal)	7907	Ball (brake vacuum pump relief valve)	2A561
Arm (trans. reverse gear shifter)	7243	Ball (carb. pump discharge check)	9576
Arm (trans. shift control front rod to crank)	7A370	Ball (carb. secondary throttle diaphragm check)	9576
Arm (windshield wiper motor output)	17A436	Ball (carb. throttle lever)	9681
Arm assy. (carb. metering rod)	9D819	Ball (clutch release equalizer shaft)	7517, 7A535, 7543
Arm assy. (front axle radius)	3A360	Ball (P/S gear control valve plug)	3E579
Arm assy. (fuel pump rocker)	9376	Ball (rear axle shift fork pivot)	4570
Arm assy. (parking brake cable idler)	2A673	Ball (rear axle torque arm)	4A124
Arm assy. (rear view outside mirror)	17742	Ball (trailer hitch)	19F503
Arm assy. (windshield wiper mounting)	17540, 17545	Ball (trans. coasting booster valve shuttle)	7E195
Arm assy. (windshield wiper pivot)	17526-7	Ball (trans. gearshift lever)	7213
Arm & pivot shaft assy. (windshield wiper mounting)	17566-7	Ball & cage (steering gear worm bearing)	3B736
Armature (starter motor)	11005	Ball kit (steering gear worm)	3647
Armature (windshield wiper motor)	17A485	Ball repair kit (trans. retarder check valve)	7C220
Armature assy. (generator)	10005	Ball stud kit (P/S cylinder hydraulic control valve)	3A533
Armature assy. (starter motor)	11005	Ball stud kit (P/S drag link hydraulic control valve)	3A533
Arrestor assy. (eng. crankcase vent flame)	6A827	Band (starter motor cover)	11126
Auxiliary spring air kit	5A589	Band assy. (air cleaner mounting)	9628
Auxiliary spring (installation kit)	5588	Band assy. (trans. front)	7A162
Auxiliary trans.	7-7000, 7A218	Band assy. (trans. intermediate)	7D034
Axle (front)	3004-7, 3010	Band assy. (trans. rear)	7A176
Axle assy. (front driving)	3002	Band assy. (trans. reverse)	7D095
Axle (rear)	4001-6, 4A297-8, 4305	Band & lining assy. (parking brake)	2648
		Bar (cab to frame suspension arm)	5627
		Bar (front fender apron to radiator support tie)	16A124
		Bar (front spring shackle)	5468-9
		Bar (rear suspension support beam)	5884
		Bar (spare wheel carrier stop)	1496
		Bar (trans. aux. air valve slide)	7315
		Bar (trans. aux. shift yoke)	7241
		Bar (trans. shift fork)	7358
		Bar assy. (clutch release equalizer)	7528
		Bar assy. (front stabilizer)	5482
		Bar assy. (steering front track)	3B239
		Base assy. (air brake pedal)	2A239
B			
Baffle (A/C air distribution)	18K383		
Baffle (A/C evaporator case)	19A999		
Baffle (brake grease)	2240		

INDEX

PART NAME	GROUP NUMBER	PART NAME	GROUP NUMBER
B - cont'd.		B - cont'd.	
Base assy. (turn indicator lamp)	13A376-7	Bearing (rear axle electric shift drive screw)	4094
Base assy. (voltage regulator)	10503	Bearing (rear axle power divider)	4392
Battery	10653-5	Bearing (rear axle power divider input shaft)	4423, 7025, 7120
Battery (mounting parts)	10732	Bearing (rear axle power divider output shaft)	4470, 4475, 7025, 7065
Battery filler channel cover kit	10A820	Bearing (rear axle power divider thru shaft)	4424, 7025
Beam (saddle & spring assy. tandem rear suspension)	5888	Bearing (rear axle ring gear pinion)	4A086
Beam assy. (rear suspension support)	5889	Bearing (rear wheel)	1225
Beam kit (cab lift pump)	5A376	Bearing (speedo. driven gear)	17269
Bearing (air compressor belt idler pulley)	2873	Bearing (starter motor armature front)	11213
Bearing (alternator front)	10A303	Bearing (starter motor armature rear)	11214
Bearing (alternator rear)	10095, 10A304	Bearing (starter motor center)	11132
Bearing (clutch pilot)	7600	Bearing (starter motor drive)	11448
Bearing (coupling & intermediate shaft support)	4840	Bearing (starter motor drive end housing)	11135
Bearing (driving pinion pilot)-refer to parts list in section 40A	7065, 7118, 7127	Bearing (starter motor driveshaft front)	11218-9
Bearing (eng. aux. driveshaft front)	6A753	Bearing (starter motor driveshaft rear)	11218-9
Bearing (eng. aux. driveshaft rear)	6A738	Bearing (steering column release cam)	3D581
Bearing (eng. camshaft)	6261-3, 6267, 6270	Bearing (steering column shaft universal joint)	3C668
Bearing (eng. connecting rod)	6211	Bearing (steering gear actuator thrust)	3E574
Bearing (eng. crankshaft main)	6333-7, 6342	Bearing (steering gear sector shaft)	3B614
Bearing (eng. governor throttle control shaft)	18223	Bearing (steering gear sector shaft thrust)	3537
Bearing (flywheel mounted P.T.O. driveshaft front)	7A685	Bearing (steering gear worm thrust)	3571
Bearing (flywheel mounted P.T.O. driveshaft rear)	7A686	Bearing (steering idler arm pivot)	3C685
Bearing (flywheel mounted P.T.O. driveshaft thrust)	7A666	Bearing (trans. aux. counter shaft)	7065, 7118, 7127
Bearing (flywheel mounted P.T.O. idler)	7A682	Bearing (trans. aux. counter shaft reduction)	7065
Bearing (flywheel mounted P.T.O. input gear thrust)	7A670	Bearing (trans. aux. input shaft)	7118
Bearing (front axle spindle pin)	3123	Bearing (trans. aux. main drive gear)	7118
Bearing (generator end plate)	10094	Bearing (trans. aux. output shaft)	7065, 7117-8, 7120
Bearing (generator rear)	10095	Bearing (trans. charging oil pump support)	7D018
Bearing (headlamp adjusting ring)	13B160	Bearing (trans. counter shaft)	1201, 4630, 7025, 7065, 7118, 7120, 7127
Bearing (intermediate shaft support)	4840	Bearing (trans. counter shaft cluster gear bearing)	7118
Bearing (rear axle power divider)-refer to parts list in section 40A	7025, 7065, 7120	Bearing (trans. counter shaft gear)	7118, 7127
Bearing (P/S gear control valve)	3B673	Bearing (trans. counter shaft gear front)	7127
Bearing (P/S gear input shaft)	3D525	Bearing (trans. counter shaft gear pilot front)	7118
Bearing (P/S gear valve cover)	3E612	Bearing (trans. counter shaft thrust)	7C096
Bearing (P/S gear worm)	3E612	Bearing (trans. cross over lever)	7B371
Bearing (P/S pump rotor shaft)	3D525, 10094	Bearing (trans. forward clutch hub thrust needle)	7C096
Bearing (rear axle drive pinion gear thru shaft)	4A086	Bearing (trans. front pump converter stator thrust)	7A462
Bearing (rear axle drive universal joint)	4712	Bearing (trans. gear shift idler lever)	7271
Bearing (rear axle driving pinion pilot)	4615, 4625, 7065, 7118, 7127		

INDEX

PART NAME	GROUP NUMBER	PART NAME	GROUP NUMBER
B - cont'd.		B - cont'd.	
Bearing (trans. input shaft)	4423, 4561, 4630, 7025, 7065, 7A065, 7118, 7127	Bellcrank (accelerator)	9724
Bearing (trans. input shaft pilot)	7118, 7120	Bellcrank (accelerator control)	9C717
Bearing (trans. input shaft thrust)	7A453	Bellcrank (clutch control)	7537 - —
Bearing (trans. low speed gear)	7A078	Bellcrank (parking brake)	2A663
Bearing (trans. output shaft)	7025, 7065, 7117-8, 7127	Bellcrank (rear axle two speed shift)	4A123
Bearing (trans. output shaft pilot)	4625, 7120	Bellcrank (trans. forward & reverse selector cable)	7B115
Bearing (trans. output shaft rear)	7065, 7127	Bellcrank (trans. kickdown control accelerator)	7A188
Bearing (trans. overdrive main shaft)	7025	Bellcrank assy. (accelerator)	9732
Bearing (trans. range shift output shaft)	7065	Bellcrank assy. (accelerator equalizer)	9732
Bearing (trans. rear clutch sun gear front)	7-7507	Bellcrank assy. (brake master cylinder push rod)	2B327
Bearing (trans. rear clutch sun gear thrust needle)	7C096	Bellcrank assy. (eng. compression release)	6A587
Bearing (trans. rear servo lever needle)	7-7406	Bellcrank assy. (eng. starting fuel injector control)	9J571
Bearing (trans. reverse idler)	7120, 7145, 7B369	Bellcrank assy. (radiator shutter control)	8A178
Bearing (transfer case counter shaft front & rear)	7025	Bellcrank & bracket assy. (trans. control)	7E024
Bearing (transfer case front output shaft front & rear)	7025	Belt (drive)	8620
Bearing (transfer case input shaft)	7065	Belt (rear axle drive)	4740
Bearing (transfer case input shaft front)	7118	Belt (rear axle drive de-icer)	4340
Bearing (transfer case output shaft)	7065	Belt kit (drive)	8A615
Bearing (transfer case rear output shaft rear)	7025	Bender (heater hose)	18573
Bearing (universal joint)	4712	Bezel (A/C evaporator control knob opening)	19C869
Bearing assy. (A/C compressor pulley)	2990	Bezel (A/C register)	19C872, 19A995
Bearing assy. (air brake pedal cross shaft)	2A223	Bezel (air horn switch)	18598
Bearing assy. (brake vacuum pump rotor shaft)	2B039	Bezel (body side lamp)	15A460
Bearing assy. (clutch release)	7580	Bezel (clearance lamp switch)	15469
Bearing assy. (eng. governor shaft thrust sleeve)	18224	Bezel (emergency warning switch)	15C580
Bearing assy. (exhaust air supply pump rear)	9B477	Bezel (headlamp switch)	11649
Bearing assy. (fan)	8626	Bezel (heater blower switch)	18598
Bearing assy. (free running hub inner coupling)	1092	Bezel (heater control)	18A668
Bearing assy. (rear axle power divider differential carrier)	4392	Bezel (heater temperature regulator control)	18A503
Bearing assy. (rear wheel ball)	1225	Bezel (ignition switch)	11584
Bearing assy. (steering column)	3517	Bezel (instrument cluster)	10876
Bearing assy. (trans. aux. drive gear)	7065	Bezel (instrument cluster control)	10852
Bearing assy. (trans. aux. main shaft)	7118	Bezel (instrument panel parking brake warning lamp)	10A840
Bearing assy. (trans. main shaft quill)	7065	Bezel (marker lamp front side)	15A460
Bearing assy. (trans. output shaft cluster gear)	7B372	Bezel (marker lamp switch)	15469
Bearing assy. (trans. range shifter main shaft)	7065	Bezel (radio control)	18842
Bearing assy. (trans. rear clutch sun gear front needle)	7D480	Bezel (stereo tape player)	19A112
Bearing assy. (trans. shift control rod)	7A459	Bezel & lens (instrument panel parking brake warning lamp)	10A840
Bearing assy. (trans. sun gear thrust)	7D234	Bezel kit (A/C evaporator)	19C872
Bearing kit (coupling & intermediate support)	4840	Blade (brake air vacuum pump rotor)	2A560
Bearing kit (eng. camshaft)	6A251	Blade (windshield wiper less frame)	17593
Bearing & retainer kit (axle shaft)	1225	Blade assy. (windshield wiper)	17528
		Blade kit (snow plow)	19F537
		Bleed assy. (distributor vacuum air)	12A168
		Block (anchor brake shoe adjusting spring)	2A186
		Block (aux. trans. shift lever pivot)	7B119
		Block (fuel pump connection)	9A363
		Block (headlamp switch junction)	11A647-8
		Block (rear axle driving gear thrust)	4194
		Block (trans. front cross shaft gearshift lever)	7B119
		Block (trans. gearshift lever mounting)	7C371
		Block (trans. overdrive & reverse speed shifting)	7232
		Block assy. (eng. cylinder)	6010
		Block assy. (junction)	14448
		Block assy. (trans. control selector neutral switch terminal)	7A217

INDEX

PART NAME	GROUP NUMBER	PART NAME	GROUP NUMBER
B - cont'd.		B - cont'd.	
Board (front running)	16450-1, 16472-3	Bolt (brake pedal assy.)	2B185
Board (rear running)	16482-3	Bolt (brake vacuum pump mounting)	2B106
Bobbin (alternator rotor coil)	10B303	Bolt (bumper)	17758
Body (brake booster control valve)	2419	Bolt (cab lift cylinder lower anchor)	5A367
Body (brake booster hydraulic cylinder)	2425	Bolt (clutch slave cylinder eye)	7B536
Body (cargo lamp)	13788	Bolt (drive flange to hub)	1C107
Body (dome lamp)	13787	Bolt (driveshaft universal joint)	4529
Body (free running hub clutch)	1093	Bolt (eng. air cleaner center)	9A659
Body (front turn indicator lamp)	13A325, 13A327	Bolt (eng. air cleaner element retaining wing)	9D606
Body (front turn indicator lamp outboard type)	13A327	Bolt (eng. connecting rod)	6214
Body (fuel pump pulsator)	9372	Bolt (eng. crankshaft main bearing cap)	6345
Body (interior lamp)	13788	Bolt (eng. crankshaft pulley)	6A340, 6A345
Body (rear lamp)	13440	Bolt (eng. crankshaft rear seal retainer)	6350
Body (rear license plate lamp)	13553	Bolt (eng. cylinder block oil filter opening cover)	6A660
Body (starter motor relay valve lower)	11202	Bolt (eng. cylinder head)	6065
Body (trans. control retarder valve)	7775	Bolt (eng. flywheel to crankshaft)	6379
Body (trans. down shift timing valve)	7A447	Bolt (eng. front support insulator)	6047
Body (trans. front band servo)	7A094	Bolt (eng. oil filter clamp)	6A690
Body (trans. governor oil collector)	7D220	Bolt (eng. oil filter cover)	6741
Body (trans. oil pump)	7B324	Bolt (eng. push rod cover to block)	6B088
Body (trans. rear band servo)	7B172	Bolt (eng. valve rocker arm shaft support)	6A527
Body (trans. shift air control valve)	7C040	Bolt (exhaust air supply tube)	9C481
Body assy. (brake booster)	2366	Bolt (front axle grease cap)	4A145
Body assy. (brake booster control)	2327	Bolt (front axle shaft universal joint retaining)	3250
Body assy. (brake vacuum booster front)	2329	Bolt (front axle spindle)	3115
Body assy. (brake vacuum booster rear)	2379	Bolt (front axle spindle arm seal)	3A132
Body assy. (carb. main)	9512	Bolt (front axle spindle arm to housing)	3C140
Body assy. (cargo lamp)	13788	Bolt (front axle spindle arm turn adjustment)	3145
Body assy. (dome lamp)	13788	Bolt (front axle spindle housing lower cover & pin)	3C134
Body assy. (eng. governor)	18206, 18208	Bolt (front brake carrier plate to spindle)	2043, 2056
Body assy. (fuel injector nozzle holder)	9F536	Bolt (front bumper)	17758
Body assy. (parking lamp)	13206-7	Bolt (front hub retaining plate)	1A031
Body assy. (rear axle power divider differential lockout shift)	4748	Bolt (front spring tie)	5345
Body assy. (rear lamp)	13434-5	Bolt (front suspension upper arm mounting)	3A358
Body assy. (trans. down shift timing valve)	7A447	Bolt (fuel injection pump leak-off)	9F506
Body assy. (warning lamp indicator)	10C876	Bolt (fuel injection tube connector)	9F506
Body & cover (brake booster valve)	2A326	Bolt (fuel reservoir to fuel filter check valve)	9K026
Body & gear assy. (trans. oil pump)	7A103	Bolt (fuel tank strap)	9A010
Body & plugs assy. (carb. main)	9512	Bolt (wheel hub)	1107-8
Body & plugs assy. (carb. main metering)	9A511	Bolt (hub)	1118-9
Body & plugs assy. (carb. main metering secondary)	9A513	Bolt (master cylinder outlet fitting to master cylinder)	2276
Body & plugs assy. (fuel pump upper)	9343	Bolt (parking brake band anchor clip adjusting)	2616
Body & shaft assy. (carb. throttle)	9518	Bolt (parking brake drum to universal joint flange)	2624
Body & socket assy. (cargo lamp)	15512	Bolt (parking brake lever sector to shifter housing)	2799
Body & socket assy. (interior lamp)	13786	Bolt (P/S control valve spool)	3B130, 3-3698
Body & socket assy. (rear license lamp)	13560	Bolt (P/S cylinder clamp)	3A319
Bolt (aux. spring tie)	5702	Bolt (P/S gear control valve end cover)	3E585
Bolt (aux. trans. gearshift lever)	7A443	Bolt (P/S gear cover, housing & bracket thru)	3E585
Bolt (battery clamp)	5175, 10A707, 10756	Bolt (P/S gear housing end plate)	3E585
Bolt (brake inlet, outlet & clutch fitting)	2077	Bolt (P/S gear housing mounting bracket)	3E585
Bolt (brake master cylinder link rod)	2462	Bolt (P/S gear sector shaft housing cover)	3E585
Bolt (brake master cylinder link rod to pedal)	2462		

INDEX

PART NAME	GROUP NUMBER	PART NAME	GROUP NUMBER
B - cont'd.		B - cont'd.	
Bolt (P/S pump flange mounting)	3K507	Bolt (steering column tube flange)	3641
Bolt (P/S pump housing cover)	3B698	Bolt (thru alternator)	10A396
Bolt (P/S pump oil filter support or cover retaining)	3601	Bolt (thru starter motor)	11091
Bolt (radiator supply tank mounting bracket)	8A370	Bolt (trans. case)	7A771
Bolt (radiator to side rail)	8010	Bolt (trans. case to center support)	7A291
Bolt (rear axle carrier to housing)	4397	Bolt (trans. converter cover to impeller housing)	7964
Bolt (rear axle cross shaft bearing washer)	4399	Bolt (trans. gearshift housing to case)	7276
Bolt (rear axle diaphragm cover to housing)	4A196	Bolt (trans. gearshift selector tube bracket "U")	7-7330
Bolt (rear axle differential bearing adjuster lock)	4A144	Bolt (trans. kickdown adjusting)	7E310
Bolt (rear axle differential cap)	4321	Bolt (trans. main control assy.)	7D167
Bolt (rear axle differential carrier to housing)	4A155, 4377, 4560	Bolt (trans. over running clutch case)	7D167
Bolt (rear axle differential case)	4216-7, 4315	Bolt (trans. planetary gears support to case locating)	7A291
Bolt (rear axle drive gear)	4399	Bolt (trans. rear band servo to case)	7-7420
Bolt (rear axle gear shaft bearing cage)	4397-8	Bolt (trans. rocker arm pivot)	7093
Bolt (rear axle housing cover)	4346	Bolt (trans. shift finger pilot)	7B366
Bolt (rear axle housing plug)	4A145	Bolt (trans. support & bushing to body & gear)	7964
Bolt (rear axle pinion bearing retainer to carrier)	4560	Bolt (transfer case gearshift lever to bracket)	7A443
Bolt (rear axle pinion gear bearing retaining)	4397	Bolt assy. (eng. oil filter adapter mounting)	6894
Bolt (rear axle power divider carrier cover)	4A146	Bolt assy. (front axle spindle arm)	3A132
Bolt (rear axle power divider case)	4347	Bolt & bushing kit (front wheel spindle)	3111
Bolt (rear axle power divider cover)	4A140	Bolt & nut assy. (eng. rear support)	6047
Bolt (rear axle power divider differential bearing retainer)	4A145	Bolt & nut kit (rear axle driving gear)	4982
Bolt (rear axle power divider shift housing)	4399	Bolt & valve assy. (eng. oil filter center)	6741
Bolt (rear axle shift fork pivot)	4585	Bond (radio frequency interference suppression)	19A095
Bolt (rear axle shift fork stop)	4044	Booster assy. (power brake)	2005
Bolt (rear axle shift housing cover)	4A198	Booster installation kit (power brake)	2A094
Bolt (rear axle spur pinion shaft adjusting washer)	4399	Booster repair kit (power brake)	2309
Bolt (rear axle support case)	4217	Boot (air brake actuating wedge)	2B202
Bolt (rear axle torque arm bracket)	4A153	Boot (air brake pedal to foot control valve)	2A242
Bolt (rear axle torque arm compression)	4382	Boot (aux. control cable)	7B255
Bolt (rear axle thru shaft rear bearing cover)	4399	Boot (aux. shift cylinder piston rod)	7309
Bolt (rear brake air chamber carriage)	2D225	Boot (brake air chamber)	2B021
Bolt (rear brake air chamber cover)	2B463	Boot (brake cylinder)	2206-7
Bolt (rear brake air chamber release)	2A472	Boot (brake master cylinder)	2180
Bolt (rear brake backing plate)	2216, 2248	Boot (circuit breaker)	14A241
Bolt (rear brake cylinder connection to cylinder)	2276	Boot (clutch master cylinder)	2180
Bolt (rear bumper)	17758	Boot (clutch master cylinder plunger)	7A716
Bolt (rear spring end plate)	4A205	Boot (clutch pedal rod)	7A533
Bolt (rear spring seat end plate)	5A571	Boot (clutch slave cylinder)	7A716
Bolt (rear spring tie)	5721	Boot (courtesy lamp switch)	13A759
Bolt (rear suspension bar clamp)	5A611	Boot (parking brake cover)	7277
Bolt (rear suspension bar end lock)	5A613	Boot (parking brake lever)	2A713
Bolt (rear suspension support beam saddle cap)	5887	Boot (parking brake valve cable)	2A769
Bolt (rear suspension support beam bar)	5A606	Boot (P/S cylinder)	3C528
Bolt (rear view outside mirror support bracket)	17386	Boot (rear axle electric shift control switch)	4083
Bolt (rear wheel hub)	1107	Boot (rear axle power divider differential lockout cylinder push rod)	4498
Bolt (spare wheel carrier hinge)	1471	Boot (rear axle power divider differential lockout shift)	4460
Bolt (spare wheel carrier support)	1408	Boot (starter solenoid yoke)	11410
Bolt (spare wheel mounting)	1448	Boot (steering column shaft coupling)	3D510
Bolt (spoke wheel rim clamp)	1151	Boot (trailer stop lamp switch)	13481
Bolt (spring clamp front & rear)	5723	Boot (trans. air cylinder)	7309
		Boot (trans. aux. shift cylinder piston rod)	7309
		Boot (trans. cross shaft)	7E242
		Boot (trans. gearshift lever)	7277

INDEX

PART NAME	GROUP NUMBER	PART NAME	GROUP NUMBER
B - cont'd.		B - cont'd.	
Boot (trans. gearshift lever to housing)	7B059, 7B118, 7277	Bracket (A/C evaporator core upper)	19A559
Boot (trans. rear cross shaft)	7277	Bracket (A/C evaporator outlet duct mounting)	19B554
Brace (trans. shift control support)	7B205-6	Bracket (A/C evaporator thermostat)	19C741
Boot assy. (accelerator rod)	9793	Bracket (A/C housing mounting)	18A456
Boot kit (brake master cylinder)	2140	Bracket (A/C outlet duct to sleeping compt.)	19C863
Boot repair kit (wedge brake stop)	2B213	Bracket (A/C register)	19B942
Boss (eng. oil level indicator)	6751	Bracket (A/C temperature control cable)	18A677
Bottom assy. (A/C condenser)	19C648	Bracket (accelerator bellcrank)	9730
Bowl (fuel pump filter)	9355	Bracket (accelerator bellcrank stabilizer front)	9D703
Bowl & plugs assy. (carb. float)	9A507-8	Bracket (accelerator bellcrank stabilizer rear)	9D709
Box assy. (starter motor relay)	11468	Bracket (accelerator bellcrank to intake manifold)	9A727
Brace (air cleaner bracket)	9B611	Bracket (accelerator cable)	9728
Brace (air cleaner intake tube to frame)	9A618	Bracket (accelerator pedal)	9A842
Brace (air compressor)	2888-9	Bracket (accelerator pedal detent stop mounting)	9B723
Brace (alternator mounting)	10B315	Bracket (accelerator pedal stop)	9C818
Brace (eng. rear splash shield extension)	16A580	Bracket (accelerator retracting spring)	9741
Brace (front axle pivot bracket)	3B198	Bracket (accelerator shaft)	9728
Brace (front fender extension lower)	16B152-3	Bracket (accelerator shaft housing brace)	9B722
Brace (front fender to radiator support)	16A023-4	Bracket (accelerator shaft to dash)	9A762
Brace (front frame cross member)	5A095	Bracket (air brake pedal arm bumper)	2448
Brace (fuel tank mounting)	9A060	Bracket (air brake pedal to floor)	2467
Brace (hood latch support)	16864	Bracket (air brake quick release valve mounting tractor equipment)	2A268
Brace (hood stabilizer bracket)	16C704	Bracket (air brake quick release valve to frame cross member)	2A279
Brace (oil bath air cleaner)	9663	Bracket (air brake tube support)	2A275
Brace (parking brake lever support)	2A702	Bracket (air by-pass valve)	9B290
Brace (radiator grille guard)	8B149	Bracket (air cleaner)	9B609
Brace (radiator grille guard to frame)	8302, 18411	Bracket (air cleaner air duct support)	9B625
Brace (radiator grille opening panel)	8B057	Bracket (air cleaner air horn)	9C649
Brace (radiator grille opening side panel)	8B332-3	Bracket (air cleaner intake tube)	5277
Brace (radiator lower guard)	8B276	Bracket (air cleaner intake tube brace to frame)	9C685
Brace (radiator support)	8A293	Bracket (air cleaner intake tube upper)	9C685
Brace (radiator support to air cleaner support)	8090-1	Bracket (air cleaner mounting)	9626
Brace (radiator support to dash)	8A491, 16746	Bracket (air cleaner support)	9A627
Brace (radiator support to frame)	8A364	Bracket (air compressor adjusting)	2883
Brace (radiator surge tank)	8A451	Bracket (air compressor belt idler adjusting pulley)	2877
Brace (rear bumper end step bumper)	17789	Bracket (air compressor governor mounting)	2929
Brace (rear fender)	16340	Bracket (air compressor to cylinder block)	2882
Brace (rear view outside mirror arm)	17B701	Bracket (air compressor to manifold)	2886
Brace (rear view outside mirror support)	17A734	Bracket (air compressor tube)	2A886
Brace (running board)	16544-5	Bracket (alternator belt adjusting arm support)	10156
Brace (running board apron panel)	16466-7	Bracket (alternator bottom)	10157, 10342
Brace assy. (air cleaner air intake tube)	9A618	Bracket (alternator heat shield)	10B312
Brace assy. (rear view outside mirror)	17A733-4	Bracket (alternator mounting)	10039, 10337
Brace kit (radiator grille guard)	8302	Bracket (alternator mounting front)	10156
Bracket (A/C blend door control cable)	18C434	Bracket (alternator mounting top)	10153
Bracket (A/C blower motor mounting)	18564, 19C924	Bracket (alternator regulator mounting)	10337
Bracket (A/C blower switch mounting)	19B624	Bracket (alternator top)	10342
Bracket (A/C condenser mounting)	19B594, 19709	Bracket (anti-backfire valve)	9B290
Bracket (A/C control cover mounting)	19C995	Bracket (aux. spring)	5700
Bracket (A/C defroster door control cable)	18C434	Bracket (aux. trans. mounting front)	7A311, 7970
Bracket (A/C dehydrator tank mounting)	19B437, 19B937	Bracket (aux. trans. shift control lever)	7B013
Bracket (A/C evaporator case support)	19797	Bracket (aux. trans. support frame front & rear)	7B047, 7967
		Bracket (backup lamp switch mounting)	15517

INDEX

PART NAME	GROUP NUMBER	PART NAME	GROUP NUMBER
B - cont'd.		B - cont'd.	
Bracket (battery cable)	10A779	Bracket (clamp to support)	5277
Bracket (battery clamp bolt)	10A691	Bracket (clutch master cylinder mounting)	7A621
Bracket (battery hold down clamp to cowl top)	10A705	Bracket (clutch master cylinder support)	7A658
Bracket (battery support front)	10753	Bracket (clutch pedal)	2467
Bracket (belt idler pulley)	8680	Bracket (clutch pedal assist spring)	7535, 7A644
Bracket (body lift pump)	5C362	Bracket (clutch pedal bumper)	7504, 7A530
Bracket (body side lamp)	15B421	Bracket (clutch release bearing hub retracting spring)	7B603
Bracket (brake air chamber support)	2A499	Bracket (clutch release equalizer bar retracting spring)	7542
Bracket (brake air pressure gauge)	10K852	Bracket (clutch release equalizer lower)	7A576
Bracket (brake air reservoir mounting upper)	2320	Bracket (clutch release shaft)	7B598
Bracket (brake air supply manifold)	2B407	Bracket (clutch slave cylinder mounting)	7A544
Bracket (brake booster control valve)	2B349	Bracket (compressor mounting)	10337
Bracket (brake booster tube protector)	2B405	Bracket (coupling shaft support plate)	4691
Bracket (brake check valve)	2A772	Bracket (courtesy lamp switch)	13B756 15595
Bracket (brake compressor rear)	2889	Bracket (distributor terminal housing clamp)	12359
Bracket (brake hose connection mounting)	2B215	Bracket (dome lamp mounting)	13763
Bracket (brake hose location)	2K340	Bracket (emergency warning device mounting)	13351
Bracket (brake line support)	2A051	Bracket (emergency warning flasher switch mounting)	15595
Bracket (brake master cylinder)	2280	Bracket (eng. air cleaner)	9C613, 9A696
Bracket (brake master cylinder push rod bellcrank)	2B353	Bracket (eng. air cleaner lower)	9B669
Bracket (brake pedal)	2467	Bracket (eng. brake tube clip)	6A662
Bracket (brake pedal assist spring)	7535, 7A644	Bracket (eng. cable & tube mounting)	6A662
Bracket (brake reservoir mounting)	2A206	Bracket (eng. crankcase vent hose clip)	6788
Bracket (brake reservoir strap)	2B217	Bracket (eng. crankcase vent tube)	6788
Bracket (brake tube connector mounting)	2A029	Bracket (eng. front support)	5057-8, 6028-30
Bracket (brake tube support)	2A275, 2A314	Bracket (eng. front support insulator)	6046
Bracket (brake vacuum pump)	2A452	Bracket (eng. oil filler support)	6786
Bracket (cab counterbalance)	5473	Bracket (eng. oil filter by-pass mounting)	6728
Bracket (cab counterbalance spring mounting)	5A121	Bracket (eng. oil filter hose support)	6A662
Bracket (cab forward hinge)	5001-2, 5A118	Bracket (eng. oil level indicator tube)	6786
Bracket (cab lift pump)	5C362	Bracket (eng. oil pan to intake pipe)	5277
Bracket (cab lock cam striker)	5A159	Bracket (eng. rear splash shield)	16A584
Bracket (cab lock camshaft control arm handle pivot)	5A390	Bracket (eng. rear support)	6096
Bracket (cab lock control)	5B124	Bracket (eng. rear support to frame)	6A067
Bracket (cab lock hook)	5A161	Bracket (eng. stabilizer bumper)	6B042
Bracket (cab mounting frame side member front)	5A395	Bracket (eng. starter fuel injection control)	9J595
Bracket (cab mounting frame side member rear)	5A396	Bracket (eng. support mounting rear)	5090
Bracket (cab mounting insulator)	5B353	Bracket (eng. valve rocker arm oil outlet tube)	6575
Bracket (cab rear support)	5B362	Bracket (eng. valve rocker arm shaft inlet oil tube)	6574
Bracket (cab to cab lock)	5B365	Bracket (eng. valve rocker arm shaft outlet oil tube)	6574
Bracket (cab to frame)	5110	Bracket (exhaust air supply pump air cleaner outer)	9B453
Bracket (carb. air cleaner horn support)	9C610	Bracket (exhaust air supply pump mounting)	9B450
Bracket (carb. air cleaner support rear)	9C609	Bracket (exhaust air supply pump rear)	9B463
Bracket (carb. air cleaner to compressor hose)	2A888	Bracket (exhaust air supply tube)	9B481
Bracket (carb. dashpot mounting)	9B550	Bracket (exhaust pipe to frame)	5A206
Bracket (carb. float bowl vent)	9E520	Bracket (extension pipe to frame)	5A206
Bracket (carb. float pendulum)	9H546	Bracket (extension to frame)	5A246, 5277
Bracket (carb. throttle emission control solenoid)	9J586	Bracket (fan mounting)	8632
Bracket (carb. throttle return spring)	9B728	Bracket (fan shroud)	8149
Bracket (carb. throttle wire)	9595		
Bracket (cargo lamp mounting)	13763		
Bracket (cargo lamp switch)	15595		
Bracket (circuit breaker mounting)	14A066		

INDEX

PART NAME	GROUP NUMBER	PART NAME	GROUP NUMBER
B - cont'd.		B - cont'd.	
Bracket (frame to body)	5077-8	Bracket (headlamp guard & radiator grille mounting)	18413
Bracket (frame to body rear)	5084	Bracket (heater blend door control cable)	18C434
Bracket (frame to pickup box)	5081	Bracket (heater blower motor mounting)	18564, 18C615
Bracket (frame to spare wheel carrier)	1453	Bracket (heater control instrument panel mounting)	18B358
Bracket (front axle mounting pivot)	3B178	Bracket (heater core support)	18K264
Bracket (front brake air chamber)	2306	Bracket (heater defroster door control cable)	18C434
Bracket (front brake hose support)	2082	Bracket (heater hose clamp support)	11994
Bracket (front bumper)	17752-3	Bracket (heater hose support)	18481
Bracket (front fender apron rear mounting)-lower	16B204	Bracket (heater housing mounting)	18A456
Bracket (front fender apron to radiator support)	16219	Bracket (heater temperature control cable)	18A677
Bracket (front fender mounting front)	16C198	Bracket (hood bumper mounting)	16A714
Bracket (front fender mounting rear)	16C078-9	Bracket (hood bumper retainer)	16B664
Bracket (front fender rear splash shield)	16264-5	Bracket (hood check cable storage spring)	16B928
Bracket (front fender support)	5B104, 16A142-3	Bracket (hood latch release rod catch front)	16B644-5
Bracket (front fender to cowl side)	16A165	Bracket (hood latch release rod catch rear)	16B642-3
Bracket (front fender upper extension to dash brace)	16C020	Bracket (hood rod support mounting)	16A932
Bracket (front license plate mounting)	17A385	Bracket (hood stabilizer)	16B702
Bracket (front reflector mounting)	13A078	Bracket (ignition cable mounting)	12111-2
Bracket (front shock absorber upper)	18A008-9, 18035	Bracket (ignition current amplifier)	12A072
Bracket (front spring shackle)	5335-41	Bracket (inlet pipe)	5260-1, 5277
Bracket (front spring wind-up bumper)	5426	Bracket (inlet pipe to cab)	5291
Bracket (front suspension radius arm mounting)	3B095, 3B277	Bracket (inlet pipe to frame)	5A246
Bracket (front suspension track bar mounting)	3A093	Bracket (instrument cluster ammeter mounting)	10847
Bracket (front wheel splash shield)	16586	Bracket (instrument cluster mounting)	10879
Bracket (fuel filter)	9180	Bracket (instrument panel control)	10C935
Bracket (fuel injection pump)	9B552	Bracket (instrument panel to trailer lamp wiring support)	14536
Bracket (fuel injection pump control assist spring)	9F548	Bracket (intake manifold tube support)	9B470
Bracket (fuel injection pump lever)	9J587	Bracket (interior lamp mounting)	13763
Bracket (fuel injector control bellcrank)	9J572	Bracket (junction block)	14A298
Bracket (fuel injector control cable)	9J573	Bracket (lamp switch)	13B756
Bracket (fuel pressure indicator)	9C326	Bracket (marker lamp mounting)	15444
Bracket (fuel primer pump mounting)	9A410	Bracket (muffler)	5260-1
Bracket (fuel shut-off control mounting)	9764	Bracket (muffler inlet pipe front)	5B245
Bracket (fuel tank filler pipe)	9040	Bracket (muffler inlet pipe upper)	5291
Bracket (fuel tank insulator mounting)	9258	Bracket (muffler outlet pipe)	5259, 5B270
Bracket (fuel tank leveling hose support)	9B013, 9B079	Bracket (muffler outlet pipe support)	5277
Bracket (fuel tank retaining)	9146	Bracket (muffler outlet pipe upper)	5A235
Bracket (fuel tank selector switch mounting)	9A160	Bracket (muffler pipe to frame)	5A206
Bracket (fuel tank selector valve)	9142	Bracket (muffler support)	5A204-5, 5277
Bracket (fuel tank selector valve control cable)	9A045	Bracket (muffler to frame)	5A204-5, 5A246
Bracket (fuel tank skid plate)	9A157	Bracket (outlet pipe)	5260-1, 5277
Bracket (fuel tank support)	9A004-5	Bracket (outlet pipe to cab)	5A257
Bracket (fuel tank support rear)	9A041	Bracket (outlet pipe to frame)	5A206, 5271
Bracket (fuel tube clip)	9338	Bracket (overdrive manual control handle & cable)	7A215
Bracket (fuel vapor expansion tank tube)	9A260	Bracket (parking brake air control valve)	2A730
Bracket (generator adjusting)	10284	Bracket (parking brake cable)	2530-1
Bracket (generator mounting)	10039, 10151	Bracket (parking brake cable clip)	2A751
Bracket (generator mounting front)	10156	Bracket (parking brake cable support)	2649
Bracket (generator mounting top)	10153	Bracket (parking brake control mounting)	2A687, 2795, 2836
Bracket (generator regulator mounting)	10504		
Bracket (grille guard brace)	8B293-4		
Bracket (headlamp dimmer control mounting)	13655		
Bracket (headlamp door mounting)	13A116		
Bracket (headlamp guard & radiator grille hinge support)	18417		

FORD TRUCK PARTS

INDEX

PART NAME	GROUP NUMBER	PART NAME	GROUP NUMBER
B - cont'd.		B - cont'd.	
Bracket (parking brake drum guard)	2A786	Bracket (rear bumper mounting outer)	17A881
Bracket (parking brake equalizer)	2631	Bracket (rear bumper step)	17B965
Bracket (parking brake support)	2A696	Bracket (rear lamp)	13469-71
Bracket (parking brake to trans. case)	2654	Bracket (rear license lamp)	13423
Bracket (parking lamp mounting)	13220, 13256	Bracket (rear license plate)	13406
Bracket (power brake booster mounting)	2031-2	Bracket (rear reflector mounting)	13A527
Bracket (P/S cylinder mounting)	3A652	Bracket (rear shock absorber lower)	18132-3
Bracket (P/S cylinder to idler arm)	3B617	Bracket (rear shock absorber to frame)	18A045
Bracket (P/S gear housing mounting)	3C694	Bracket (rear shock absorber upper)	18035, 18192
Bracket (P/S hose)	3C510	Bracket (rear spring rebound)	5A596
Bracket (P/S hose insulator)	3A611	Bracket (rear spring shackle)	5775
Bracket (P/S oil cooler)	3D744	Bracket (rear suspension arm hanger)	5897-8
Bracket (P/S pump adjusting)	3A732	Bracket (rear suspension frame)	5961
Bracket (P/S pump mounting)	3490	Bracket (rear suspension support beam)	5A516-7
Bracket (P/S pump support)	3562	Bracket (rear suspension support beam stop)	5A518
Bracket (P/S reservoir oil filler tube)	3F525	Bracket (rear view inside mirror)	17698
Bracket (P/S steering gear mounting)	3E552	Bracket (rear view outside mirror)	17B713-5, 17727
Bracket (radiator grille & headlamp guard hinge support)	18417	Bracket (rear view outside mirror arm)	17C687-8
Bracket (radiator grille & headlamp guard mounting)	18413	Bracket (rear view outside mirror support mounting)	17B694
Bracket (radiator grille guard)	8B148	Bracket (rear wheel parking brake cable to instrument panel)	2A474
Bracket (radiator grille lower)	8A123	Bracket (rear wheel parking brake tube connector)	2A738
Bracket (radiator grille lower panel)	8A220	Bracket (running board brace pedal)	16575
Bracket (radiator grille mounting)	8232	Bracket (running board front)	16462-3, 16470
Bracket (radiator lower guard)	8B278	Bracket (running board rear)	16470, 16486-7
Bracket (radiator mounting)	5073-4	Bracket (speed sensor mounting)	9E719
Bracket (radiator support mounting)	5069-70	Bracket (speedo. adapter)	17335
Bracket (radiator shutter assy. mounting)	8A101-2	Bracket (speedo. cable support)	17263
Bracket (radiator shutter control air filter)	8473	Bracket (speedo. mounting)	17A273
Bracket (radiator shutter control thermostat hose)	8A481	Bracket (spotlight)	15305
Bracket (radiator shutter control thermostat to air cylinder tube)	8A092	Bracket (stabilizer bar mounting)	5486
Bracket (radiator supply tank tube)	8A357	Bracket (stabilizer bar)	5486
Bracket (radiator support)	8A273-4	Bracket (starter motor relay mounting)	11509, 14A301
Bracket (radiator support to frame)	8A291	Bracket (starting fluid reservoir mounting)	9A151
Bracket (radio control bezel)	19A121	Bracket (steering arm stop)	3C653
Bracket (radio receiver mounting)	18888	Bracket (steering column to instrument panel)	3678
Bracket (radio speaker mounting)	18815	Bracket (steering shock absorber)	3E652-3
Bracket (rear air brake relay valve)	2A491	Bracket (stereo tape player mounting)	19A055
Bracket (rear axle bumper)	4731	Bracket (stop lamp switch mounting)	13A439, 13A629
Bracket (rear axle control valve mounting)	4077	Bracket (tachometer cable)	17361
Bracket (rear axle power divider differential lockout control)	4483	Bracket (tachometer mounting)	17368
Bracket (rear axle power divider differential lockout control valve)	4533	Bracket (terminal housing clamp)	12359
Bracket (rear axle power divider differential lockout coupling hose to cylinder hose tube)	4487	Bracket (throttle control cable)	9A866
Bracket (rear axle power divider differential lockout cylinder)	4489	Bracket (tow hook mounting)	17B787
Bracket (rear axle power divider differential lockout shift)	4453	Bracket (trailer brake air hose connector mounting)	2954
Bracket (rear axle shift control valve)	4A163	Bracket (trailer brake air hose return spring)	2959
Bracket (rear axle torque arm)	4526	Bracket (trailer brake air hose support)	2533, 2953
Bracket (rear axle torque arm to frame)	5883	Bracket (trailer brake air protector valve mounting)	2527
Bracket (rear brake hose support)	2073		
Bracket (rear bumper mounting inner)	17B918		

INDEX

PART NAME	GROUP NUMBER	PART NAME	GROUP NUMBER
B - cont'd.		B - cont'd.	
Bracket (trailer brake hose mounting)	2A080	Bracket (windshield wiper pivot shaft mounting)	17479
Bracket (trailer lamp plug mounting)	13A496	Bracket (wiring clip)	14A284
Bracket (trans. air filter)	7B333, 7B367	Bracket (wiring shield)	14A217
Bracket (trans. aux. air filter)	7345	Bracket assy. (A/C control mounting)	19A884
Bracket (trans. aux. regulator valve & air filter)	7B333	Bracket assy. (A/C evaporator case mounting)	19A822, 19A865
Bracket (trans. aux. shift control valve)	7D212	Bracket assy. (accelerator cable)	9723
Bracket (trans. aux. valve air filter)	7B333	Bracket assy. (accelerator to shaft housing)	9A882
Bracket (trans. control cable)	7B229	Bracket assy. (air shut-off control)	9764
Bracket (trans. control selector arm mounting)	7B017-8	Bracket assy. (aux. trans. mounting front & rear)	7A047
Bracket (trans. control selector cable)	7E364	Bracket assy. (brake booster lever pivot)	2B311
Bracket (trans. control selector shift cable)	7B019, 7634	Bracket assy. (brake hose manifold)	2B197
Bracket (trans. control selector stop)	7967	Bracket assy. (brake pedal link & lever)	2031
Bracket (trans. control shaft)	7B229	Bracket assy. (brake tube support)	2B358
Bracket (trans. control to accelerator shaft)	7A296	Bracket assy. (camper trailer plug hanger)	13A514
Bracket (trans. end shift cable)	7A215	Bracket assy. (carb. air shroud support)	9C670
Bracket (trans. forward & reverse shift control)	7A147	Bracket assy. (carb. choke control)	9595
Bracket (trans. gearshift idler lever)	7205	Bracket assy. (carb. throttle control)	9764
Bracket (trans. gearshift lever housing)	7E318	Bracket assy. (clutch idler bellcrank lever pivot)	7B587
Bracket (trans. gearshift lever spring)	7E112	Bracket assy. (clutch release equalizer eng.)	7A572
Bracket (trans. gearshift tube & steering column)	7317-8	Bracket assy. (clutch release equalizer to frame)	7507
Bracket (trans. oil cooler mounting)	7B142	Bracket assy. (control shaft spring lever)	9C795
Bracket (trans. oil cooler mounting front)	7B142	Bracket assy. (emergency warning flasher switch mounting)	15B597
Bracket (trans. oil cooler mounting rear)	7B143	Bracket assy. (fog lamp mounting)	15266
Bracket (trans. oil cooler tube)	7B147	Bracket assy. (frame to body)	5A112-3
Bracket (trans. oil filler tube)	7A229	Bracket assy. (front bumper)	17B749-50
Bracket (trans. overdrive control)	7A653	Bracket assy. (front shock absorber lower)	18112-3
Bracket (trans. rear support frame)	7B047, 7A255	Bracket assy. (front shock absorber to frame upper)	18183-4
Bracket (trans. rear support to frame side member)	7960	Bracket assy. (fuel shut-off & cold start control)	9764
Bracket (trans. regulator valve)	7B333	Bracket assy. (fuel tank)	9045-6
Bracket (trans. remote control cable mounting)	7B116	Bracket assy. (fuel tank leveling hose support)	9A081
Bracket (trans. remote control cable rear support)	7B121	Bracket assy. (fuse junction panel mounting)	14A298
Bracket (trans. retarder cable)	7A215	Bracket assy. (headlamp adjusting nut)	13021
Bracket (trans. retarder cable rear)	7997	Bracket assy. (heater blower mounting)	18535
Bracket (trans. retarder cable to frame)	7-7961	Bracket assy. (heater control mounting)	18531
Bracket (trans. shift control mounting)	7B014-5	Bracket assy. (heater mounting)	18A456
Bracket (trans. shift control rod)	7A371, 7799	Bracket assy. (parking brake cable support)	2A669
Bracket (trans. shift control spring)	7B123	Bracket assy. (radio suppression shield)	19A154
Bracket (trans. support)	7108	Bracket assy. (radiator grille opening side panel mounting)	8A214
Bracket (trans. support rear)	7B152	Bracket assy. (radiator shutter)	8A177
Bracket (trans. to front support)	7B047	Bracket assy. (radiator supply tank mounting)	8A082
Bracket (transfer case control lever)	7A147	Bracket assy. (radiator to radiator support assy.)	8A387-8
Bracket (transfer case mounting)	7A444	Bracket assy. (rear air brake camshaft)	2310-1
Bracket (turn indicator flasher mounting)	13351	Bracket assy. (rear axle shift chamber)	4155
Bracket (vacuum gauge mounting)	9C497	Bracket assy. (rear brake shoe anchor)	2A497-8
Bracket (volt meter indicator mounting)	10847	Bracket assy. (rear lamp to frame)	13433
Bracket (warning stop lamp mounting)	13351	Bracket assy. (rear shock absorber upper)	18169
Bracket (warning stop lamp switch)	13B756	Bracket assy. (relay mounting air starter)	14A323
Bracket (water filter mounting)	8A425	Bracket assy. (speedo. adapter)	17B267
Bracket (water temperature indicator lamp relay)	10B868	Bracket assy. (spotlight)	15320
Bracket (windshield washer reservoir mounting)	17614, 17651	Bracket assy. (steering column support)	3B139
Bracket (windshield wiper motor mounting)	17496-7	Bracket assy. (steering gear housing)	3C693
		Bracket assy. (tilt cab locking cable)	5332
		Bracket assy. (trailer lamp plug hanger)	13484
		Bracket assy. (trans. aux. air valve spring guide)	7313
		Bracket assy. (trans. end shift cable)	7E381
		Bracket assy. (trans. forward & reverse shift control cable)	7C253

INDEX

PART NAME	GROUP NUMBER	PART NAME	GROUP NUMBER
B - cont'd.		B - cont'd.	
Bracket assy. (trans. gearshift tube)	7317-8	Bumper (front)	17750, 17757
Bracket assy. (trans. retarder control valve lever)	7928	Bumper (front axle)	3019-20, 5783
Bracket assy. (turn indicator mounting)	13K025	Bumper (front spring)	5460
Bracket assy. (windshield wiper pivot shaft mounting)	17B461	Bumper (hood)	16758, 16763
Bracket assy. (wiring shield mounting)	14A226	Bumper (hood latch)	16993
Bracket & insulator (muffler outlet pipe)	5260-1	Bumper (rear)	17906
Bracket & insulator assy. (muffler inlet pipe)	5A246	Bumper (rear axle)	3019-20, 4730, 5783
Bracket & insulator kit (muffler outlet pipe)	5260	Bumper (rear axle switch actuator)	4A120
Bracket & lever assy. (parking brake)	2A711	Bumper (rear step)	17906
Bracket & pad assy. (compass mounting)	19A267	Bumper (tailgate)	16993
Bracket & spring assy. (horn)	13830-1	Bumper assy. (cab mounting rear)	5A160
Bracket & strap assy. (fuel vapor storage canister)	9D664	Bumper assy. (front spring wind-up or axle)	5425
Bracket & stud assy. (rear shock absorber lower)	18108-9	Bumper assy. (hood hinge)	16C638-9
Bracket & switch assy. (backup lamp)	15520	Bumper guard kit (front)	17996
Bracket & tee assy. (brake booster tube)	2B503	Bumper guard kit (front or rear)	17858
Brake (starter motor drive)	11A018	Bus bar (relay to circuit breaker)	14A258
Brake assy. (front wheel)	2010-1	Bus bar assy. (accessory feed)	14A033
Brake assy. (rear wheel)	2209-10	Bushing (accelerator pedal hinge)	9873
Brake adjuster bolt repair kit (front air)	2090	Bushing (accelerator pedal lever pivot)	9C805
Brake adjuster retaining washer kit (rear air)	2130	Bushing (accelerator shaft)	9A763
Brake booster kit (check valve & end cap)	2178	Bushing (alternator mounting)	10B310
Brake caliper repair kit (front wheel)	2120	Bushing (alternator rectifier insulator)	10A381
Brake caliper support repair kit (front wheel)	2120	Bushing (brake air chamber rod)	2C463
Brake repair kit (front wedge actuated air)	2B209	Bushing (brake booster)	2372
Brake repair kit (rear wedge actuated air)	2B214	Bushing (brake master cylinder)	2474
Brake repair kit (rear wheel parking)	2A753	Bushing (brake master cylinder push rod)	2A309
Brake shoe & lining assy. (front)	2018-9	Bushing (brake pedal)	2461, 2471, 7526
Brake shoe & lining assy. (rear)	2218-9	Bushing (brake pedal bracket)	2470
Brake shoe & lining kit	2001, 2200	Bushing (brake shoe anchor pin)	2028, 2B087
Brake shoe lining kit	2007	Bushing (brake vacuum booster plunger guide)	2A386
Brake shoe lining kit (front & rear hydraulic)	2007	Bushing (brake vacuum booster push rod)	2385
Breaker assy. (distributor)	12151	Bushing (brake vacuum pump rotor shaft)	2A569
Breaker assy. (electrical circuit)	14526	Bushing (cab forward hinge bracket)	5A371
Breaker assy. (electrical circuit glass tube)	14526	Bushing (carb. accelerator pump overtravel spring)	9F569
Breaker assy. (fusible link wire type)	14526	Bushing (carb. choke thermostat lever)	9851
Breather assy. (flywheel mounted P.T.O.)	7A693	Bushing (carb. throttle control lever)	9C781
Breather assy. (rear axle)	7034	Bushing (carb. throttle shaft)	9B508
Brush (alternator)	10347	Bushing (clutch master cylinder)	2474
Brush (starter motor)	11055-6	Bushing (clutch master cylinder control shaft)	7A702
Brush assy. (alternator)	10347	Bushing (clutch pedal)	2461, 2471, 7526
Brush assy. (horn blowing ring)	13A821	Bushing (clutch pedal bellcrank lever)	7B586
Brush assy. (horn blowing ring contact)	13A824	Bushing (clutch pedal shaft)	7508
Brush & holder (A/C compressor)	2979	Bushing (clutch pedal to idler lever rod)	7526
Brush holder & bracket assy. (alternator)	10051	Bushing (clutch pedal to underbody)	7A578
Brush set (generator)	10043, 10069	Bushing (clutch release cross shaft)	7A615
Brush set (starter motor)	11057	Bushing (clutch release equalizer shaft)	7517
Brush & spring set (alternator)	10347	Bushing (clutch release shaft)	7508
Brush & terminal assy. (windshield wiper motor)	17B566	Bushing (distributor housing)	12120
Brush & terminal set (alternator)	10347	Bushing (distributor housing lower)	12132
Bulb (fog or roadlamps)	15220	Bushing (distributor pilot bore)	12367
Bulb (lamp)	13465-6		
Bulb (sealed beam)	15330		
Bulb assy. (headlamp sealed beam)	13007		
Bumper (brake vacuum booster push rod)	2A366		
Bumper (clutch & brake pedal)	7583		

INDEX

PART NAME	GROUP NUMBER	PART NAME	GROUP NUMBER
B - cont'd.		B - cont'd.	
Bushing (distributor primary terminal screw outer)	12233	Bushing (starter motor drive end housing)	11135
Bushing (end)	5A598	Bushing (starter motor drive housing)	11A081
Bushing (eng. connecting rod)	6207	Bushing (starter motor field terminal insulator)	11107
Bushing (eng. governor shaft)	18219	Bushing (starter motor lever housing)	11142
Bushing (eng. governor throttle control shaft)	18226	Bushing (starter motor mounting bolt)	11186
Bushing (eng. oil pump body)	6612	Bushing (starter motor rear end plate)	11135
Bushing (eng. tappet bore)	6076	Bushing (steering column shaft)	3C773
Bushing (eng. valve guide)	6510	Bushing (steering gear housing sector shaft)	3576
Bushing (exhaust thermostat control valve)	9462	Bushing (steering idler arm shaft)	5A370
Bushing (front air brake camshaft)	2290	Bushing (trans. adapter plate alignment)	7A702
Bushing (front axle mounting pivot)	3B177	Bushing (trans. case)	7025
Bushing (front shock absorber)	18017, 18197	Bushing (trans. center support)	7A132
Bushing (front spring)	5348	Bushing (trans. clutch housing pedal shaft)	7508
Bushing (front spring shackle bracket)	5344	Bushing (trans. control idler lever)	7-7481
Bushing (front suspension track bar)	3A116	Bushing (trans. control selector arm)	7343
Bushing (front suspension upper arm ball joint adjusting)	3B049	Bushing (trans. control shaft to trans. rod)	7A440
Bushing (front wheel spindle)	3109-10	Bushing (trans. converter cover to input shaft)	7951
Bushing (fuel pump rocker arm)	9389	Bushing (trans. converter stator support)	7B261
Bushing (generator terminal screw insulating)	10202	Bushing (trans. cross shaft tube)	7808
Bushing (instrument cluster terminal)	14603	Bushing (trans. extension housing)	7A034
Bushing (lockout hub)	1A023	Bushing (trans. front brake drum & secondary sun gear rear)	7B262
Bushing (P/S control valve spool)	3-3316	Bushing (trans. front clutch hub)	7E059
Bushing (P/S cylinder mounting)	3C527	Bushing (trans. front oil pump)	7B258
Bushing (P/S hydraulic control valve)	3-3706, 3-3709	Bushing (trans. front oil pump drive gear)	7B259
Bushing (radiator & headlamp guard latch inner)	8B490	Bushing (trans. front planetary carrier)	7D268
Bushing (radiator & headlamp guard latch outer)	8B488	Bushing (trans. front pump support)	7B261
Bushing (rear air brake camshaft or carrier plate)	2237	Bushing (trans. front pump support rear)	7D018
Bushing (rear axle differential bearing adjuster lock)	4156	Bushing (trans. front support stator shaft)	7B261
Bushing (rear axle electric shift automatic switch to housing)	4108	Bushing (trans. gearshift idler levers to shift rods)	7343
Bushing (rear axle power divider case)	4575	Bushing (trans. gearshift idler lever to shaft)	7C143
Bushing (rear axle power divider cluster gear)	4437-8	Bushing (trans. gearshift lever shaft)	7335
Bushing (rear axle power divider drive gear)	4A096	Bushing (trans. gearshift selector arm)	7A133
Bushing (rear axle power divider output shaft)	4454	Bushing (trans. gearshift selector arm insulator)	7343
Bushing (rear axle power divider pinion gear)	4422	Bushing (trans. gearshift selector tube)	7335
Bushing (rear axle shift housing cover)	4A197	Bushing (trans. gearshift tube)	7335
Bushing (rear axle shift push rod)	4394	Bushing (trans. high clutch housing)	7D258
Bushing (rear axle sliding clutch shaft)	4103	Bushing (trans. high splitter clutch housing & gear assy.)	7A618
Bushing (rear axle torque arm)	4381	Bushing (trans. input shaft)	7120
Bushing (rear axle torque arm ball)	4A126	Bushing (trans. input shaft pilot)	7120
Bushing (rear axle two speed shift)	4394	Bushing (trans. intermediate brake drum)	7D046
Bushing (rear shock absorber)	18017, 18197	Bushing (trans. kickdown bracket to trans. rod)	7C484
Bushing (rear spring)	5781	Bushing (trans. main shaft pilot)	7B252, 7B256
Bushing (rear spring seat)	5A557	Bushing (trans. outer shifter shaft)	7808
Bushing (rear spring seat pivot)	5790	Bushing (trans. output shaft bearing retainer)	7A034
Bushing (rear suspension support beam)	5A593	Bushing (trans. output shaft first speed gear)	7C017, 7193
Bushing (rear suspension support beam stud)	5854	Bushing (trans. output shaft fourth speed gear)	7193
Bushing (speedo. drive gear)	17K253	Bushing (trans. output shaft front)	7B256
Bushing (speedo. driven gear)	17277, 17323	Bushing (trans. output shaft high gear)	7193
Bushing (spring)	5781	Bushing (trans. output shaft overdrive gear)	7193
Bushing (spring shackle)	5791	Bushing (trans. output shaft second speed gear)	7193
Bushing (starter motor brush end plate)	11052	Bushing (trans. output shaft third speed gear)	7193
		Bushing (trans. output shaft to splitter shaft)	7-7774
		Bushing (trans. output shaft underdrive gear)	7193
		Bushing (trans. overdrive gear)	7193

INDEX

PART NAME	GROUP NUMBER	PART NAME	GROUP NUMBER
B - cont'd.		C - cont'd.	
Bushing (trans. overdrive housing)	7A034	Cable assy. (speedo.)	17260
Bushing (trans. planet support)	7A132	Cable assy. (starter motor relay ground)	11444
Bushing (trans. rear brake drum support)	7B257	Cable assy. (starter motor to relay)	14431
Bushing (trans. rear oil pump body)	7B260	Cable assy. (tachometer)	17365
Bushing (trans. retarder control valve lever bracket)	7A012	Cable assy. (trans. range control)	7B145
Bushing (trans. reverse brake drum)	7D001	Cable assy. (trans. retarder valve)	7A650
Bushing (trans. reverse idler gear)	7143	Cable assy. (trans. splitter shift)	7C043
Bushing (trans. shift rod)	7B363	Cable & conduit (parking brake)	2853
Bushing (trans. sun gear)	7D065	Cable & conduit (parking brake front)	2853
Bushing (trans. sun gear shaft)	7B261	Cable & conduit assy. (trans. remote control)	7B111
Bushing assy. (front brake caliper locating pin)	2B517	Cable & conduit assy. (trans. selector control)	7A650
Bushing assy. (rear suspension support beam insulator)	5872-3	Cable & connector assy. (trans. aux. air shift valve control)	7324
Bushing assy. (trans. control selector arm)	7343	Cable guide (automatic brake adjuster)	2A179
Bushing assy. (trans. shift control rod bracket)	7A459	Cable kit (battery booster)	14300
Bushing & insulator kit (trans. gearshift selector arm)	7343	Cable repair kit (parking brake)	2A753
Bushing & insulator repair kit (trans. gearshift selector arm)	7343	Cage (steering column retaining ring)	3E728
Bushing kit (P/S cylinder mounting head end)	3C589	Cage assy. (rear axle cross shaft)	4308
Bushing kit (P/S cylinder mounting rod end)	3C590	Caliper (front wheel brake)	2B338
Bushing & pin assy. (steering idler arm support)	3351	Caliper assy. (front disc brake)	2B120
Bushing repair kit (front shock absorber)	18198	Caliper repair kit (brake)	2F489
Bushing repair kit (rear shock absorber)	18198	Cam (carb. accelerator pump diaphragm operating)	9526
Button (brake control valve lever lock)	2B622	Cam (distributor)	12210
Button (distributor breaker plate support)	12072	Cam (lockout hub actuating)	1A053
Button (horn)	13A805	Cam (parking brake band)	2632
Button (parking brake handle)	2791	Cam (trans. high & intermediate shifter)	7281
Buzzer (low brake air pressure)	2573	Cam (trans. low & reverse shifter)	7283
Buzzer kit (exterior lamp warning)	14931	Cam (turn indicator turn off)	13318
C		Cam assy. (carb. fast idle)	9597
Cable (brake shoe adjusting lever)	2A178	Cam kit (carb. fast idle)	9597
Cable (fuel pump connection)	9A372	Cam plate (parking brake lever)	2A142
Cable (ignition high tension radio resistance)	12A024	Cam & shaft (trans. high & intermediate shifter fork)	7280
Cable (radiator shutter control)	8490	Cam & shaft assy. (trans. first & second speed shifter fork)	7282
Cable assy. (A/C temperature)	19988	Cam & shaft assy. (trans. low & reverse shifter fork)	7282
Cable assy. (accelerator pedal to carb. throttle)	9A758	Cam & shaft assy. (trans. third & fourth speed shifter fork)	7280
Cable assy. (battery booster kit)	14300	Camper wiring kit	13A576
Cable assy. (battery to ground)	14301	Camshaft (cab lock main hook)	5116
Cable assy. (battery to starter relay)	14300	Camshaft (eng.)	6250
Cable assy. (battery universal type)	14300	Camshaft (front air brake)	2230-1
Cable assy. (cab lock)	5B372	Camshaft (rear air brake)	2316-7
Cable assy. (dash to eng. ground)	14303, 14431	Camshaft & lever assy. (parking brake)	2A710
Cable assy. (defroster air)	18548	Canister assy. (fuel vapor storage)	9D653
Cable assy. (dual battery)	14304	Cap (air brake actuating wedge return spring)	2B206
Cable assy. (eng. to ground)	14431	Cap (air brake compressor pulley)	2894
Cable assy. (heater air)	18552	Cap (A/C compressor pulley)	2894
Cable assy. (heater temperature)	18518	Cap (brake air chamber breather)	2A488
Cable assy. (hood check)	16B898	Cap (brake master cylinder filler)	2162
Cable assy. (parking brake air control valve)	2A768	Cap (brake shoe adjusting)	2A041
Cable assy. (parking brake extension)	2853	Cap (brake vacuum pump opening)	2B042
Cable assy. (parking brake rear)	2A635	Cap (clutch master cylinder)	7A697
Cable assy. (power pac ground)	14431	Cap (clutch master cylinder filler)	2162
Cable assy. (relay to starter motor)	14431	Cap (eng. support)	6A065
Cable assy. (speed sensing control)	9A820	Cap (eng. valve stem exhaust)	6550
		Cap (front axle spindle pin)	3113
		Cap (front hub grease)	1131, 1139

INDEX

PART NAME	GROUP NUMBER	PART NAME	GROUP NUMBER
C - cont'd.		C - cont'd.	
Cap (front spring seat)	5A316	Capacitor (alternator)	10A380
Cap (fuel vapor storage canister)	9E602	Carburetor assy.	9510
Cap (hose connection intake manifold vacuum)	9C639	Carburetor repair kit	9590
Cap (outlet pipe vertical exhaust)	5C208	Carrier (P/S gear sector shaft)	3E560
Cap (P/S gear cylinder)	3A745	Carrier (spare wheel)	1433
Cap (P/S pump auxiliary reservoir)	3A006	Carrier (trans. aux. direct clutch disc)	7936
Cap (P/S pump relief valve)	3-3627	Carrier assy. (rear axle differential)	4141, 4341
Cap (radiator)	8100	Carrier assy. (trans. planet)	7C064, 7-7141, 7797
Cap (radiator assortment)	8100	Carrier assy. (trans. splitter planet)	7D341
Cap (radiator overflow container)	8K103	Cartridge kit (stereo tape)	18816
Cap (rear axle universal joint knuckle dust)	7077	Case (A/C evaporator upper)	19A552
Cap (rear brake air chamber breather)	2A488	Case (rear axle differential gear support)	4027, 4127
Cap (rear hub grease)	1248	Case (stop lamp switch inner)	13A597
Cap (rear spring seat)	5796-9	Case (stop lamp switch outer)	13A598
Cap (rear suspension support beam saddle)	5875	Case (transfer)	7005
Cap (starter motor armature shaft end)	10A014	Case assy. (front axle differential)	4204-5
Cap (steering column shaft coupling pin)	3A529	Case assy. (heater core)	18508
Cap (steering gear cylinder piston)	3D530	Case assy. (rear axle differential)	4204-6
Cap (trans. actuating)	7D297	Case assy. (rear axle power divider differential)	4404-6
Cap (trans. air shift valve reservoir)	7D298	Case assy. (trans.)	7005, 7006
Cap (trans. aux. air shift cylinder front cover)	7306	Case & coil assy. (starter motor solenoid)	11A026
Cap (trans. aux. counter shaft rear)	7195	Catch assy. (A/C housing cover)	18C663
Cap (trans. aux. counter shaft rear bearing)	7195	Catch assy. (heater housing cover)	18C663
Cap (trans. aux. shift cylinder)	7195	Catch assy. (hood latch)	16C680-1
Cap (trans. control housing)	7220	Catcher (transfer case front output shaft oil)	7961
Cap (trans. control selector housing)	7220	Chain (eng. timing)	6268
Cap (trans. control valve)	7D290	Chamber assy. (front brake air)	2025
Cap (trans. counter shaft gear front bearing)	7195	Chamber assy. (fuel tank vent vapor)	9A091
Cap (trans. counter shaft rear bearing)	7195	Chamber assy. (heater air plenum)	18471
Cap (trans. gearshift lever housing)	7220	Chamber assy. (rear brake air)	2225
Cap (trans. gearshift tube)	7319	Channel (A/C radiator spacer)	19C917
Cap (trans. input shaft forward bearing)	7195	Channel (spare wheel carrier)	1443-4
Cap (trans. input shaft front bearing retainer)	7050	Channel assy. (A/C evaporator mounting)	19C980
Cap (trans. linkage adjusting gauge valve)	7B008	Chassis (radio receiver)	18806
Cap (trans. output shaft bearing center)	7195	Cigar lighter kit	15A044
Cap (trans. output shaft rear bearing)	7195	Circuit (windshield wiper printed)	17A520
Cap (trans. rear bearing retainer)	7050	Circuit assy. (instrument cluster printed)	10K843
Cap (trans. shift cylinder end)	7B355	Clamp (adapter to muffler)	5A231
Cap (trans. shift cylinder insert)	7B356	Clamp (A/C dehydrator tank)	19838
Cap (trans. steering column bracket)	7319	Clamp (A/C hoses)	18572, 19B679
Cap (universal joint knuckle dust)	4710	Clamp (air cleaner dirt ejection valve heat shield)	9E611
Cap (vacuum pump opening)	2B042	Clamp (aux. spring)	5703
Cap (vertical exhaust)	5C208	Clamp (battery hold down)	10716-8
Cap (water outlet)	8A500	Clamp (bracket to muffler)	5277
Cap (water outlet connection)	9486	Clamp (brake air chamber)	2A470
Cap (wheel hub)	1130	Clamp (brake tube support bracket)	2A407
Cap assy. (air intake tube)	9661	Clamp (brake vacuum booster body)	2350
Cap assy. (eng. air cleaner tube)	9B646	Clamp (brake vacuum hoses)	18572
Cap assy. (eng. crankcase vent)	6782	Clamp (carb.)	9792
Cap assy. (eng. oil filler & breather)	6766	Clamp (carb. choke & throttle cable bracket)	9792
Cap assy. (fuel tank filler)	9030	Clamp (carb. pump rod)	9565
Cap assy. (P/S pump oil reservoir filler)	3A006	Clamp (carb. thermostatic choke housing)	9842
Cap assortment (eng. oil filler & breather)	6766	Clamp (crankcase vent tube hose)	18572
Cap kit (rear spring seat)	5796		
Cap kit (steering column shaft dust)	3E554		
Cap kit (P/S control valve spool centering spring)	3C705		
Cap screw (rear air brake dust shield)	2318		
Cap screw (brake air chamber)	2B463		
Cap & stud (rear suspension support beam)	5850		

INDEX

PART NAME	GROUP NUMBER	PART NAME	GROUP NUMBER
C - cont'd.		C - cont'd.	
Clamp (distributor terminal housing hold down)	12144	Clamp (steering drag link dust shield)	3336
Clamp (distributor to cylinder head)	12270	Clamp (steering gear ball return guide)	3544
Clamp (distributor to spark plug wiring mounting bracket)	12361	Clamp (trans. oil filler tube)	7A229
Clamp (eng. oil filler pipe)	6A759	Clamp assy. (air cleaner)	9628
Clamp (exhaust)	5253	Clamp assy. (aux. trans. shift control cable)	7A012
Clamp (exhaust manifold to cylinder block)	9443	Clamp assy. (brake booster ring)	2350
Clamp (exhaust manifold to cylinder head)	9446	Clamp assy. (brake vacuum booster breather hose)	2342
Clamp (extension to muffler)	5A239	Clamp assy. (brake vacuum booster hose)	2344
Clamp (front axle spindle connecting rod)	3287	Clamp assy. (carb. air cleaner)	9B667
Clamp (front brake air chamber)	2A593	Clamp assy. (diesel primer reservoir mounting)	9B015
Clamp (front spring)	5330	Clamp assy. (eng. intake tube support)	9C693
Clamp (front spring mounting upper retainer)	5B305	Clamp assy. (eng. vent breather)	6A764
Clamp (front wheel spindle connecting rod)	3287	Clamp assy. (fuel pump mounting)	9A406
Clamp (fuel tube)	9C334	Clamp assy. (heater air inlet duct)	18753
Clamp (heater hose)	18572	Clamp assy. (intake tube to air cleaner bracket)	9C695
Clamp (hood check cable storage spring)	16B926	Clamp assy. (muffler inlet pipe)	5A231
Clamp (hose)	8287	Clamp assy. (muffler outlet pipe)	5A231
Clamp (hose)	9171	Clamp assy. (power brake reservoir)	2084
Clamp (intake manifold to cylinder block)	9443	Clamp assy. (P/S cylinder)	3D723
Clamp (intake manifold to cylinder head)	9446	Clamp assy. (P/S return line)	2344
Clamp (jack hold down)	17091	Clamp assy. (rear shackle compensator)	5A755
Clamp (muffler crossover pipe)	5A231	Clamp assy. (trans. aux. shift control cable)	7A012
Clamp (muffler extension pipe)	5A231	Clamp assy. (trans. overdrive governor cover)	6942
Clamp (muffler inlet pipe)	5A231, 5253, 5291	Clamp kit (rear spring)	5724
Clamp (muffler inlet pipe to body)	5A239	Clamp & support assy. (brake booster vacuum reserve tank)	2084
Clamp (muffler inlet pipe to cab)	5A239	Cleaner assy. (brake vacuum booster air)	2363
Clamp (muffler outlet pipe)	5A231, 5A239	Cleaner assy. (carb. air)	9600
Clamp (muffler outlet pipe front lower)	5C221-3, 5265	Cleaner assy. (exhaust air supply)	9A492
Clamp (muffler outlet pipe to frame)	5B212	Cleaners	Δ
Clamp (muffler support)	5A215, 5C221-3	Clear vision aids	Δ
Clamp (muffler to frame)	5A215	Clevis (brake air chamber operating rod)	2099
Clamp (P/S cooling tube)	3B749	Clevis (hand brake)	2855
Clamp (P/S cylinder)	3A279, 3319	Clevis (parking brake bellcrank)	2A712
Clamp (P/S hose support)	3C750	Clevis (parking brake cable adjusting)	2854
Clamp (P/S reservoir)	3D647	Clevis (parking brake lever adjusting)	2484
Clamp (radiator lower tube)	8B364	Clevis (parking brake lever to cross shaft rod)	2857
Clamp (radiator support to dash brace)	16745	Clevis (parking brake rod)	2854
Clamp (rear axle electric shift control switch wire to gear shift lever)	4091	Clevis (trans. eng. mounted accelerator shaft & bracket to trans. rod)	7354
Clamp (rear axle torque arm adjusting screw)	4388	Clevis (trans. gearshift rod)	7339
Clamp (rear suspension load insulator)	5898	Clevis (trans. throttle control rod single arm)	7354
Clamp (rear view outside mirror arm)	17733	Clevis assy. (trans. shift rod)	7339
Clamp (shield & outlet pipe to muffler)	5A231	Clip (A/C tube support)	19B632
Clamp (shield to muffler)	5D262	Clip (accelerator rod end)	9825-6
Clamp (shield to outlet pipe)	5B212	Clip (accelerator pedal retracting spring)	9750
Clamp (shutter air line)	8A110	Clip (bowden cable retainer)	18B555
Clamp (spoke wheel rim)	1042-3	Clip (brake booster vacuum hose)	2B361
Clamp (steering column)	3506-7	Clip (brake cable)	2814
Clamp (steering column shaft lower coupling)	3D699	Clip (brake pedal spring)	2A189
Clamp (steering column to instrument panel)	3668	Clip (brake line)	2244
Clamp (steering column tube to instrument panel bracket inner)	3699	Clip (brake release lever retracting spring)	2442
		Clip (brake system)	2279
		Clip (carb. accelerator pump link rod)	9825
		Clip (carb. choke rod end retaining)	9825
		Clip (dome lamp regulator switch)	14570
		Clip (driveshaft universal joint bearing retainer lock)	4A310

Δ Refer to page 1 of Paint Section

INDEX

PART NAME	GROUP NUMBER	PART NAME	GROUP NUMBER
C - cont'd.		C - cont'd.	
Clip (electrical wiring speedo. cable to frame)	14577	Collar (trans. first & second speed clutch gears)	7A063
Clip (emergency indicator switch mounting)	13B321	Collar (trans. gearshift lever)	7C132, 7216
Clip (eng. crankcase vent lower extension tube)	6764	Collar (trans. output shaft)	7103, 7A061
Clip (eng. vent hose)	6A743	Collar (trans. output shaft direct & overdrive)	7A063
Clip (front spring)	5455	Collar assy. (radio antenna grounding support)	18A954
Clip (fuel filter bracket)	9B281	Collar kit (trans. aux. output shaft first & second speed)	7100
Clip (fuel injection pump tube)	9E525	Collar repair kit (trans. aux. output shaft first & second speed)	7100
Clip (headlamp spring anchor)	13088	Collector (air cleaner dust)	9C673
Clip (hood support rod retaining)	16828	Compass assy.	19A548
Clip (P/S pump reservoir orifice reinforcing)	3E600	Compensator assy. (rear spring shackle)	5A709
Clip (rear air brake shoe hold down)	2B026	Compressor assy. (A/C)	19703
Clip (rear axle shift control tube)	4A289	Compressor assy. (air brake)	2875
Clip (rear spring compensating)	5A711	Compressor assy. (vacuum air horn)	13801
Clip (speedo. cable)	17264	Compressor kit (A/C)	19703
Clip (speedo. drive gear retaining)	17B336	Compressor release (engine)	6A540
Clip (starter motor solenoid switch lock)	11A036	Condenser assy. (A/C roof mounted)	19710
Clip (trans. oil pan screen retaining)	7A097	Condenser assy. (distributor)	12300
Clip (trans. retarder pedal retracting spring)	7903	Condenser assy. (radio)	18827
Clip (trans. transfer tube)	7-7756	Condenser assy. (radio voltage regulator)	18832
Clip (trans. vacuum tube)	7C072	Condenser & tube assy. (A/C roof mounted)	19A615
Clip (turn indicator cover)	13377	Condenser kit (A/C)	19708
Clip (turn indicator switch mounting)	13B321	Conduit (ignition cable)	12110
Clip (window regulator switch retainer)	14559	Conduit & cable assy. (trans. selector)	7A650
Clip (windshield wiper adapter & connecting arm)	17531	Cone & roller (front axle differential bearing)	4221
Clip (wire retainer)	14A169	Cone & roller (front axle driving pinion)	4621
Clip assy. (fuel injector pipe)	9K550	Cone & roller (front axle driving pinion bearing)	4630
Clip kit (fuel injection tube)	9E526	Cone & roller (front wheel)	4221
Clock kit (electric)	15A000	Cone & roller (rear axle differential bearing)	1201, 1244, 4221
Cluster assy. (instrument panel less instruments)	9271	Cone & roller (rear axle differential drive gear bearing)	4523, 4525
Clutch (rear axle power divider input)	4556	Cone & roller (rear axle driving pinion)	4621
Clutch (trans. aux. sliding)	7B338	Cone & roller (rear axle driving pinion bearing)	4630
Clutch (trans. second & third speed synchronizer)	7105	Cone & roller (rear axle power divider differential gear)	4561
Clutch assy. (fan)	8A616	Cone & roller (rear axle sliding clutch shaft)	4221, 4307
Clutch assy. (trans. converter stator)	7940	Cone & roller (steering knuckle sleeve)	4621
Clutch assy. (trans. forward)	7A511	Cone & roller (transfer case front output shaft)	7065
Clutch assy. (trans. overrunning)	7A089	Cone & roller (transfer case idler shaft bearing)	4630
Clutch assy. (trans. planetary)	7A089	Cone & roller (transfer case rear output)	1216, 4621
Cock assy. (intake manifold air vent)	9412	Cone & roller (transfer case rear output shaft)	7065
Coil (starter motor field)	11082-5	Cone & roller assy. (front wheel inner bearing)	1201
Coil assy. (generator field)	10175	Cone & roller assy. (rear wheel & differential bearing)	1244
Coil assy. (ignition less mounting strap)	12029	Cone & roller assy. (rear wheel outer bearing)	1240
Coil assy. (P/S pump reservoir)	3C634	Cone & roller assy. (trans. counter shaft)	1240, 7118
Coil & housing (starter motor relay)	11454	Cone & roller assy. (trans. output shaft clutch drive gear)	7B370
Collar (alternator front)	10A360	Connection (cylinder head water outlet)	8592
Collar (aux. trans. countershaft)	7A061	Connection (eng. air inlet)	9C674
Collar (aux. trans. first speed & second & third speed clutch)	7A061		
Collar (aux. trans. third & fourth speed gear clutch)	7A061		
Collar (brake adjusting link)	2A191		
Collar (brake vacuum booster push rod)	2440		
Collar (coupling shaft support)	4835		
Collar (distributor shaft)	12195		
Collar (distributor eng. governor shaft)	12478		
Collar (eng. camshaft thrust)	6K250		
Collar (rear axle differential sliding clutch)	4140		
Collar (rear axle lockout shift push rod)	4569		
Collar (rear axle power divider drive gear)	4A089		
Collar (rear axle sliding clutch)	4544		
Collar (starter motor drive locking)	11A010		
Collar (starter motor driveshaft)	11A063		

INDEX

PART NAME	GROUP NUMBER	PART NAME	GROUP NUMBER
C - cont'd.		C - cont'd.	
Connection (front brake cylinder inlet)	2080	Control assy. (parking brake)	2780-1
Connector (A/C register)	19C732	Control assy. (radiator shutter)	8476
Connector (brake air compressor air inlet)	2879	Control assy. (radio speaker headphone volume)	18972
Connector (brake air supply to stop light switch)	2A292	Control assy. (rear axle power divider differential lockout)	4482
Connector (brake booster air hose)	2A411	Control assy. (throttle)	9775
Connector (brake pipe front)	2075	Control assy. (trans. overdrive manual control)	7A650
Connector (brake pipe to rear axle housing)	2074	Control assy. (trans. P.T.O. shifter)	7267
Connector (cab safety tilt valve)	5A393	Control assy. (windshield wiper)	17470
Connector (carb. to manifold spacer tube)	9C525	Control & cable assy. (trans. head end splitter)	7B149
Connector (choke control inlet tube)	9C704	Control switch & harness kit (turn indicator)	13A330
Connector (eng. block heater)	6B017	Control valve (trans.)	7305
Connector (eng. to trans. vacuum tube front & rear)	7B086, 7B087	Control valve assy. (brake booster)	2A238
Connector (fuel injector leak off tube to cylinder head)	9B533	Converter assy. (trans.)	7902
Connector (fuel vapor tube)	9D689	Conversion kit (rear spring square notch)	5A566
Connector (heater air inlet)	18A594	Cooler assy. (eng. oil)	6A642
Connector (heater hose)	18A658	Cooler assy. (P/S oil)	3D746
Connector (heater inlet)	18A568	Cooler assy. (trans. oil)	7A095, 7870
Connector (heater plenum chamber to defroster nozzle)	18A619-20	Cooler & bracket assy. (trans. oil)	7870
Connector (intake manifold to governor)	12B465	Cooling system aids	Δ
Connector (muffler inlet pipe)	5B286	Core (speedo. drive)	17262
Connector (muffler outlet pipe flexible)	5C204	Core (tachometer drive)	17366
Connector (parking brake cable)	2A790	Core assy. (A/C condenser)	19712
Connector (P/S pump reservoir return)	3-3542	Core assy. (A/C evaporator)	19860
Connector (starter motor switch)	11072	Core assy. (heater)	18476
Connector (tachometer cable)	17K267	Core & plate assy. (speedo. driven gear)	17324
Connector (trans. oil cooler)	7E319	Counter shaft (trans.)	7111, 7113
Connector (vacuum pump outlet tube)	9C395	Counter shaft (trans. aux.)	7111
Connector (voltage regulator)	10A730	Counter shaft (transfer case)	7111
Connector (windshield wiper hose)	17489	Coupler (P/S pump drive)	3E526
Connector (windshield wiper hose to foot control)	17615	Coupling (air brake front brake line)	18717
Connector (windshield wiper vacuum pump to intake manifold tube)	17491	Coupling (compressor drive)	2A945
Connector (wire)	14488	Coupling (free running hub)	1090-1
Connector assy. (A/C outlet)	19C988	Coupling (trans. aux. drive gear)	7113
Connector assy. (A/C register)	19C626-7	Coupling (trans. output shaft direct & overdrive)	7B342
Connector assy. (fuel filter to pump)	9D314	Coupling assy. (A/C self-sealing)	19B595-6
Connector assy. (fuel tank vent expansion tank lower)	9A195	Coupling assy. (brake hose)	2A384
Connector assy. (parking brake lever to cam)	2853	Coupling assy. (fuel injection pump drive rear)	9F502
Connector assy. (rear axle air shift control)	4A286	Coupling assy. (steering column shaft)	3B676
Connector assy. (trans. oil tube)	7D273	Coupling shaft assy.	4816-7
Connector assy. (wiring)	14487	Coupling shaft assy. (P.T.O.)	7A167
Contact (horn button)	3631	Coupling shaft assy. (trans. to aux. trans.)	4385, 4606
Contact (starter motor solenoid)	11A027	Courtesy lamp kit	13760
Contact assy. (starter motor relay switch)	11488	Cover (A/C evaporator front)	19058
Contact & spring assy. (horn blowing)	13864	Cover (A/C evaporator housing top)-rear	19D600
Control (trans. main)	7A100	Cover (A/C evaporator thermostat tube)	19D564
Control assy. (A/C)	19980	Cover (A/C hose)	19C791-3
Control assy. (carb. choke)	9700	Cover (A/C housing rear)	18K358
Control assy. (carb. vacuum break)	9S514	Cover (A/C housing upper)	18K369
Control assy. (eng. air shut-off)	9700	Cover (A/C register louver opening)	19D585
Control assy. (eng. compression release)	6A540	Cover (A/C register opening)	19C866
Control assy. (eng. start ether injection)	9775	Cover (alternator brush spring)	10A340
Control assy. (free running hub)	1089	Cover (alternator brush)	10B367
Control assy. (fuel shut-off)	9700	Cover (alternator rectifier)	10325
Control assy. (fuel tank selector valve)	9A334		
Control assy. (heater)	18549		

Δ Refer to page 1 of Paint Section

INDEX

PART NAME	GROUP NUMBER	PART NAME	GROUP NUMBER
C - cont'd.		C - cont'd.	
Cover (alternator terminal)	10A375	Cover (rear axle oil filter)	4A320
Cover (aux. trans. yoke bar hole)	7817	Cover (rear axle pinion bearing retainer)	4469
Cover (battery)	10A659	Cover (rear axle pinion shaft)	4224
Cover (brake adjusting hole)	2092	Cover (rear axle power divider)	4428
Cover (brake booster reservoir)	2162	Cover (rear axle power divider differential lockout)	4727
Cover (brake cylinder)	2055	Cover (rear axle power divider output shaft bearing)	4729
Cover (brake dust shield)	2A214	Cover (rear axle shift chamber hole)	4592
Cover (brake rear wedge adjusting nut boot)	2B211	Cover (rear axle shift housing)	4598
Cover (camper wiring plug)	14A428	Cover (rear axle thru shaft bearing)	4A061
Cover (carb. air cleaner air inner duct)	9B602	Cover (rear spring seat)	5A560
Cover (carb. backfire relief valve spring)	9928	Cover (starter motor plunger)	11060
Cover (carb. choke control diaphragm)	9J554	Cover (starter motor reduction gear housing)	11A064
Cover (carb. economizer valve)	9930	Cover (starter motor relay)	11401
Cover (carb. governor body)	9981	Cover (starter motor solenoid terminal)	11401
Cover (carb. governor diaphragm)	9507	Cover (steering column bearing dust)	3C687
Cover (carb. secondary throttle diaphragm)	9507	Cover (steering column bracket)	3E532
Cover (clutch housing)	7564	Cover (steering column slit)	3E667
Cover (clutch housing dust)	7564	Cover (steering gear housing seal)	3E592
Cover (clutch housing inspection)	7518	Cover (steering gear sector shaft housing)	3580, 3583-4
Cover (clutch housing inspection hole)	7564	Cover (stereo tape player mounting bracket)	19A077
Cover (clutch housing to cylinder block adapter)	7564	Cover (thermostatic choke heat supply)	9A705
Cover (clutch housing vent opening)	7518	Cover (trans. aux. rear bearing)	7085
Cover (distributor breaker dust)	12276	Cover (trans. aux. shift cylinder)	7C035
Cover (eng. cylinder block oil filter opening)	6A659	Cover (trans. case rear)	7B332
Cover (eng. compressor mounting)	6017	Cover (trans. control selector indicator)	7A004
Cover (eng. crankcase oil cooler)	6A638	Cover (trans. converter housing)	7985
Cover (eng. fuel pump opening)	6095	Cover (trans. converter housing front access)	7-7986
Cover (eng. oil filter)	6737	Cover (trans. converter housing lower)	7986
Cover (eng. oil level indicator opening)	6B631	Cover (trans. gearshift shaft lock plunger spring)	7B227
Cover (eng. tachometer opening)	6869	Cover (trans. governor)	7A301
Cover (eng. valve push rod)	6519	Cover (trans. governor inspection)	7-7138
Cover (eng. valve rocker arm front support oil passage)	6A508	Cover (trans. intermediate band servo)	7D027
Cover (flywheel mounted power take-off)	7165	Cover (trans. intermediate brake band)	7D027
Cover (front cross shaft control housing end)	7817	Cover (trans. oil filter)	7C013
Cover (fuel pump)	9355	Cover (trans. oil pressure regulator body)	7A141
Cover (fuel pump connection block)	9A362	Cover (trans. oil pump)	7B325
Cover (fuel pump diaphragm pulsator)	9A359	Cover (trans. overdrive governor)	6941
Cover (generator regulator terminal)	10A555	Cover (trans. P.T.O.)	7165
Cover (heater blower)	18462	Cover (trans. rear bearings)	7135
Cover (heater control switch opening)	18C635	Cover (trans. rear cross shaft housing)	7B332
Cover (heater hose)	18C267	Cover (trans. rear oil pump)	7A152
Cover (heater housing rear)	18K358	Cover (trans. reverse band servo piston)	7D036
Cover (heater housing upper)	18K369	Cover (trans. shift air control valve plunger)	7C035
Cover (heater motor dash panel opening)	18A475	Cover (transfer case)	7222
Cover (heater switch opening)	18607	Cover (transistorized ignition ballast resistor mounting plate)	14A276
Cover (instrument cluster adapter housing)	10B850	Cover (turn indicator switch wiring)	13376
Cover (junction block)	14456	Cover (voltage regulator)	10563
Cover (P/S drag link control valve dust)	3B128, 3-3714	Cover (voltage regulator shield)	10597
Cover (radiator grille cutout)	8B088	Cover (water pump)	8508
Cover (radiator grille guard brace opening)	8B323	Cover (wheel hub)	1130
Cover (rear air brake actuating wedge adjusting nut boot)	2B211	Cover (windshield washer reservoir)	17632
Cover (rear axle air shift diaphragm)	4101	Cover (windshield wiper motor access)	17B459-60
Cover (rear axle differential carrier)	4052	Cover (windshield wiper motor gear)	17A511
Cover (rear axle drive gear bearing)	4546-7	Cover assy. (A/C control)	19C993
Cover (rear axle electric shift drive screw bearing)	4074	Cover assy. (A/C evaporator expansion valve)	19C985
Cover (rear axle electric shift housing)	4052	Cover assy. (air cleaner)	9B646
Cover (rear axle electric shift motor)	4101	Cover assy. (battery filler cap)	10720
		Cover assy. (battery lower)	10A686
		Cover assy. (battery splash)	10A687

INDEX

PART NAME	GROUP NUMBER	PART NAME	GROUP NUMBER
C - cont'd.		C - cont'd.	
Cover assy. (battery support)	10A653	Cup (carb. accelerator pump piston)	9572
Cover assy. (brake vacuum pump front)	2A557	Cup (clutch cylinder)	2201-3
Cover assy. (brake vacuum pump rear)	2A558	Cup (clutch master cylinder primary)	2173-4
Cover assy. (carb. accelerator pump)	9528	Cup (distributor oil)	10141
Cover assy. (carb. dashpot)	9E511	Cup (front axle differential bearing)	4222
Cover assy. (carb. governor housing)	9978	Cup (front axle driving pinion bearing)	4616, 4628
Cover assy. (distributor breaker)	12239	Cup (front axle idler shaft bearing)	4628
Cover assy. (eng. cylinder front)	6019	Cup (front axle spindle bolt bearing)	3126
Cover assy. (eng. flywheel housing)	6366	Cup (front axle trunion socket bearing)	4616
Cover assy. (eng. valve rocker arm)	6582	Cup (front wheel bearing)	1202
Cover assy. (exhaust air supply pump)	9B478	Cup (front wheel outer bearing)	1217
Cover assy. (flywheel mounted P.T.O. housing rear)	7A758	Cup (rear axle differential bearing)	1202, 1239, 1243, 4222
Cover assy. (front brake air chamber cylinder)	2A594	Cup (rear axle differential drive gear bearing)	4527
Cover assy. (heater core case)	18B299	Cup (rear axle driving pinion bearing)	4616, 4628
Cover assy. (heater housing front)	18C313	Cup (rear axle power divider differential gear bearing)	4561
Cover assy. (heater housing rear)	18B447	Cup (starter motor drive)	11A007
Cover assy. wiring (junction block)	14A405	Cup (starter motor drive spring retaining)	11A016
Cover assy. (P/S gear control valve)	3A729	Cup (steering gear worm bearing)	3552-3
Cover assy. (P/S pump housing)	3A698	Cup (trans. counter shaft bearing)	1202, 1239, 4628, 7169
Cover assy. (P/S pump oil reservoir)	3A582	Cup (trans. gearshift tube lever retainer felt washer)	7314
Cover assy. (rear axle housing)	4033	Cup (trans. input shaft bearing)	4628
Cover assy. (rear brake air chamber cylinder)	2A469	Cup (trans. output clutch gear bearing)	7169
Cover assy. (relay & circuit breaker)	14A257	Cup (trans. output shaft cluster gear bearing)	4222
Cover assy. (trans. air shift cylinder)	7306	Cup (transfer case front output shaft housing)	1202
Cover assy. (trans. converter)	7950	Cup (transfer case idler shaft bearing)	4628
Cover assy. (trans. converter housing lower)	7991	Cup (transfer case rear output bearing)	4616
Cover assy. (trans. converter housing lower access)	7980	Cup (transfer case rear output shaft bearing)	1202, 7169
Cover assy. (trans. flywheel mounted P.T.O. housing front)	7A692	Cup (wheel bearing)	1239
Cover assy. (trans. oil filter)	7C264	Cup assy. (air cleaner oil)	9658
Cover assy. (windshield wiper motor)	17C541	Cup assy. (windshield wiper motor)	17A534
Cover & brush assy. (alternator)	10B363	Cup kit (starter motor drive)	11A007
Cover kit (carb. accelerator pump)	9528	Cup & magnet assy. (windshield wiper motor)	17B584
Cover kit (wheel)	1130	Cushion (radiator grille opening side panel mounting)	8A320
Cover & oil seal assy. (rear axle power divider cover)	4A090	Cylinder (brake air chamber)	2A463
Cover & oil seal assy. (rear axle power divider thru shaft bearing)	4A091	Cylinder (brake booster control valve)	2417
Cover repair kit (eng. cylinder front)	6019	Cylinder (brake booster diaphragm plate)	2417
Cover & seat assy. (trans. converter lube check valve)	7567	Cylinder (brake booster hydraulic)	2425
Cover & starter ring gear assy. (trans. converter)	7950	Cylinder (cab lock hydraulic)	5C384
Cover & stud assy. (rear axle power divider)	4A092	Cylinder (clutch slave)	7A508
Covering (brake tube)	2B452	Cylinder (housing assy. cab lock)	5B384
Crank (trans. cross shaft)	7A375	Cylinder (rear axle power divider differential lockout)	4467
Crankshaft assy. (eng.)	6303	Cylinder (slide assy. cab lock)	5F384
Cross member (frame to radiator support)	5B000	Cylinder (starter motor)	11A066
Cross member (sub frame)	5A353	Cylinder (trans. aux. air shift)	7B284, 7304
Cross member (transfer case mounting)	7A047		
Cup (brake booster vacuum control valve piston)	2399		
Cup (brake cylinder)	2201-2		
Cup (brake master cylinder primary)	2173-4		
Cup (brake master cylinder secondary)	2170		
Cup (brake shoe hold down spring)	2066		
Cup (brake vacuum booster hydraulic cylinder piston)	2408		

INDEX

PART NAME	GROUP NUMBER	PART NAME	GROUP NUMBER
C - cont'd.		D - cont'd.	
Cylinder (trans. clutch)	7A360	Diaphragm (brake vacuum booster control valve)	2391
Cylinder (trans. splitter gearshift)	7A508	Diaphragm (eng. oil filter)	6751
Cylinder assy. (brake)	2061-2, 2261-2	Diaphragm (fuel pump pulsator)	9A358
Cylinder assy. (brake master)	2140	Diaphragm (rear axle air shift)	4038
Cylinder assy. (clutch master)	7A542, 7A543	Diaphragm (starter motor relay valve)	11204
Cylinder assy. (eng.)	6009	Diaphragm assy. (brake booster vacuum control valve)	2A365
Cylinder assy. (front brake air chamber)	2A590	Diaphragm assy. (carb. accelerator pump)	9B559
Cylinder assy. (P/S)	3A540	Diaphragm assy. (carb. dashpot)	9B559
Cylinder assy. (radiator shutter control)	8A175	Diaphragm assy. (carb. governor)	9503
Cylinder assy. (rear axle power divider differential lockout)	4467	Diaphragm assy. (carb. secondary throttle)	9503
Cylinder assy. (trans. aux. air shift)	7B284	Diaphragm assy. (distributor)	12370
Cylinder & bracket assy. (radiator shutter vacuum control)	8A204	Diaphragm assy. (fuel pump)	9398
Cylinder & key assy. (ignition switch lock)	11582	Diaphragm assy. (rear axle power divider differential lockout cylinder)	4497
Cylinder kit (cab lift)	5A364	Diaphragm assy. (trans. high clutch)	7C339
Cylinder repair kit (brake)	2128, 2221	Diaphragm assy. (trans. vacuum throttle valve)	7A377
Cylinder repair kit (brake master)	2004	Diaphragm assy. (vacuum pump)	9314
Cylinder repair kit (cab lift)	5A363	Diaphragm & retainer assy. (carb. choke control)	9J549
Cylinder repair kit (clutch master cylinder)	7578	Differential assy. (rear axle)	4200, 4300
Cylinder repair kit (clutch slave cylinder)	7560	Differential assy. (rear axle complete)	4953
Cylinder repair kit (flywheel mounted P.T.O. clutch master)	7A767	Differential assy. (rear axle traction-lok)	4026
Cylinder repair kit (trans. aux. air shift)	7305	Diode assy. (lamp failure indicator)	10C912
D		Disc (eng. oil level)	6750
Dampener kit (front axle king pin)	3B289	Disc (alternator diode plate solder)	10A358
Damper (brake retracting spring)	2A296	Disc (brake booster return)	2414
Damper (trans. shift tube vibration)	7-7205	Disc (clutch brake)	7550, 7A597
Damper assy. (eng. crankshaft)	6316	Disc (radio receiver tone control)	18830
Damper assy. (eng. timing chain vibration)	6284	Disc assy. (brake vacuum booster control valve)	2308, 2384
Dashpot assy. (carb.)	9B549	Disc assy. (clutch)	7550
Decal (A/C operating instructions)	18B396	Disc repair kit (trans. direct clutch friction)	7B246, 7B337
Decal (fan warning)	8653	Disc repair kit (trans. reduction clutch friction)	7B247, 7B339
Decal (heater operating instructions)	18B396	Discharge line (A/C compressor to condenser)	19D590, 19972
Deflector (A/C air outlet)	18B556	Distributor assy.	12102, 12127
Deflector (aux. trans. yoke oil seal dust)	7961	Distributor repair kit	12000
Deflector (front axle driving pinion oil seal)	4859	Distributor shaft kit	12175
Deflector (front bumper stone)	17A862	Door (A/C blender air)	19469
Deflector (heater air outlet)	18B556	Door (A/C cover storage compt.)	18C658
Deflector (parking brake oil)	2B614	Door (A/C defroster air)	18A478
Deflector (radiator air)	8326-7	Door (backup lamp)	15513
Deflector (rear axle driving pinion oil seal)	4859	Door (cargo lamp)	13788, 15513
Deflector (top panel heater register)	19A771	Door (headlamp)	13064
Deflector (top panel A/C register)	19A771	Door (heater air outlet)	18A419
Deflector assy. (radiator air side)	8310-1	Door (heater air vent)	18A560
Dehydrator & receiver tank assy. (A/C)	19959	Door (heater blender air)	19469
Detent (air brake shoe actuator adjusting)	2B008	Door (heater cover storage compt.)	18C658
Detent (rear brake air chamber adjusting screw)	2B029	Door (heater defroster air)	18A478
Dial (instrument cluster main)	10887	Door (interior lamp)	13788
Dial (trans. control selector)	7B033	Door (parking lamp)	13210, 13212
Dial (trans. gearshift indicator)	15805		
Diaphragm (brake air chamber)	2325		
Diaphragm (brake vacuum booster body)	2394		

INDEX

PART NAME	GROUP NUMBER	PART NAME	GROUP NUMBER
D - cont'd.		D - cont'd.	
Door (rear lamp)	13489	Duct assy. (heater air outlet)	18633
Door (rear license plate lamp)	13566	Duct assy. (heater outlet to floor)	18C433
Door assy. (A/C air damper)	18A361	Duct assy. (sleeper unit)	18462
Door assy. (A/C air outlet)	19A759	Duct & valve assy. (air cleaner air)	9A626
Door assy. (A/C control access)	19C997	Dust shield (rear brake carrier)	2214-5
Door assy. (heater air damper)	18A361	Dusting cloth	Δ
Door assy. (heater blower)	18B254		
Door & handle assy. (A/C air)	18C628	E	
Door & handle assy. (heater air)	18C628	Eccentric (camshaft fuel pump drive)	6287
Dowel (eng. crankshaft damper & pulley to plate)	6B318	Economizer assy. (carb.)	9A565
Dowel (eng. cylinder block)	6397	Economizer kit (carb.)	9A565
Dowel (eng. cylinder head to cylinder block)	6A008	Elbow (air brake air line)	18727
Dowel (eng. flywheel to crankshaft)	6387	Elbow (air cleaner to carb.)	9632
Dowel (generator end plate locating)	10088	Elbow (brake booster)	4087
Dowel (rear axle carrier to housing)	4146	Elbow (brake vacuum booster tube)	2420
Dowel (trans. gearshift housing to case)	7033	Elbow (brake vacuum pump intake tube)	2B047
Drag link assy. (P/S hydraulic control)	3304-5	Elbow (eng. crankcase vent hose)	6767
Draincock (radiator or cylinder block)	8115	Elbow (exhaust air supply pump outlet)	9C475
Drain (generator regulator)	10A594	Elbow (flywheel mounted P.T.O. oil level check)	7A755
Drain pipe (air brake reservoir)	18765	Elbow (heater hose)	18599
Drive assy. (starter motor)	11350	Elbow (trans. air hose)	7B417
Drive spring kit (rear axle electric shift)	4081	Elbow (trans. oil temperature warning switch)	7861
Driver (carb. throttle shaft)	9584	Elbow assy. (fuel filter to fuel tank hose)	9D313
Driver (windshield wiper motor arm)	17511	Elbow assy. (P/S cylinder)	3N594
Driveshaft assy.	4602, 4A603, 4605-6	Elbow assy. (P/S pump outlet)	3E599
Driveshaft (flywheel mounted P.T.O.)	7A684	Elbow assy. (windshield wiper motor air intake)	17B497
Drum (front brake)	1125	Electrolyte (battery)	10656
Drum (parking brake)	2614	Element (trans. oil filter)	7C012
Drum (rear axle oil collector)	4028, 4328	Element assy. (carb. or eng. air cleaner)	9601
Drum (rear brake)	1126	Element assy. (cigar lighter)	15054
Drum (trans. rear carrier)	7A219	Element assy. (eng. oil filter)	6731
Drum assy. (trans. intermediate brake)	7D044	Element assy. (fuel filter)	9365
Drum assy. (trans. reverse brake)	7C498	Element assy. (P/S oil reservoir filter)	3-3538, 3C602
Drum & planetary gear assy. (trans. rear brake)	7A398	Element assy. (water filter)	8A469
Drum & secondary sun gear assy. (trans. front brake)	7A626	Element kit (rear axle oil filter)	4A318
Duct (A/C evaporator to connector outlet)	19B553	Emblem (radiator grille)	8259
Duct (A/C inlet)	18A385	Emblem (steering wheel hub)	3649
Duct (A/C recirculating air)	19C591	Emergency warning flasher kit	15B584
Duct (A/C roof side front)	19D576	Emission control kit (eng. exhaust)	6A603
Duct (A/C roof side rear)	19D577	End (front wheel spindle connecting rod)	3A130-1, 3289, 3290
Duct (air cleaner shroud to air intake tube)	9A674	End (P/S cylinder)	3797-8
Duct (defroster)	19098	End plate assy. (brake booster)	2329
Duct (eng. air cleaner to eng.)	9C623	End repair kit (front stabilizer bar)	5A486
Duct (eng. crankcase vent)	6A630	Engine assy.	6007
Duct (heater inlet)	18A385, 18A621	Engine & generator assy. (aux. electric power)	6D029
Duct assy. (A/C air inlet)	18B259	Engine governor kit	12480
Duct assy. (A/C air outlet)	18633	Engine reconditioning paint	Δ
Duct assy. (A/C evaporator outlet)	19C633	Engine starting fluid	Δ
Duct assy. (A/C evaporator to register)	19B680	Equalizer (parking brake cable)	2A602
Duct assy. (A/C outlet to floor)	18C433	Equalizer (parking brake rear)	2768
Duct assy. (A/C roof side center)	19901	Equalizer (rear spring center)	5885
Duct assy. (air cleaner air less grille)	9671	Escutcheon (A/C switch)	19983
Duct assy. (heater air inlet)	18B259	Escutcheon (radio receiver)	18809
		Evaporator assy. (A/C)	19850
		Exhaust (starter motor)	11A080

Δ Refer to page 1 in Paint Section

INDEX

PART NAME	GROUP NUMBER	PART NAME	GROUP NUMBER
E - cont'd.		F - cont'd.	
Exterior paint	Δ	Field (A/C compressor with pilot bushing)	2987
Extension (air cleaner air inner duct)	9B616	Field assy. (alternator diode)	10C325
Extension (brake master cylinder link)	2146	Filler (front fender rear)	16A016-7
Extension (cab mounting rear frame sidemember, inner)	5A411	Filler (hood panel)	16C606
Extension (cab to frame rear support)	5A359	Filler (hood panel rear)	16A694-5
Extension (clutch release bearing lube fitting)	7B577	Filler panel (radiator grille opening)	8C006-7
Extension (clutch release rod)	7A504	Filler plate (brake dust shield)	2217
Extension (frame side member)	5023	Filler (carb. accelerator pump cavity)	9F565
Extension (frame side member front)	5021-2	Filter (A/C control light)	19D556
Extension (front fender front lower)	16A162-3	Filter (air chamber breather cap)	2C488
Extension (front fender opening splash shield)	16E578	Filter (crankcase emission)	9D697
Extension (front fender rear lower)	16B160-1	Filter (eng. oil filler & breather cap)	6768
Extension (fuel pump mounting bracket)	9A408	Filter (exhaust air supply cleaner)	9A496
Extension (fuel shut-off solenoid plunger spring)	9F275	Filter (gauge fuel tank unit)	9A011
Extension (fuel tank leveling hose)	9A081	Filter (heater control light)	19D556
Extension (hood rear quarter reinforcement)	16B950-1	Filter (power brake booster air cleaner)	2A346
Extension (hood side name plate)	16A822-3	Filter (trans. air)	7B265, 7330
Extension (muffler outlet pipe)	5263	Filter assy. (crankcase vent)	9D695
Extension (parking brake cable support)	2A742	Filter assy. (eng. crankcase vent oil separator)	6A631
Extension (radiator grille to opening side panel mounting bracket)	8A324	Filter assy. (eng. crankcase vent tube)	6782
Extension (running board apron panel)	16562-3	Filter assy. (eng. oil)	6714
Extension (running board outer)	16A454-5	Filter assy. (fuel)	9155
Extension (steering column tube flange)	3790	Filter assy. (fuel vapor valve tube air)	9B008
Extension (tire valve)	1705	Filter assy. (P/S oil in-line)	3C602
Extension (water temperature indicator sender wire)	10B964	Filter assy. (P/S pump oil)	3-3538, 3C602
Extension assy. (air cleaner air inner duct)	9B629	Filter assy. (water)	8A424
Extension assy. (cab mounting frame side member)	5A100	Filter assy. (windshield washer fluid)	17K608
Extension assy. (cab to frame rear support)	5A368	Filter installation kit (rear axle oil)	4A329
Extension assy. (carb. air cleaner intake tube)	9B693	Finger (trans. gearshift lever first & reverse shift)	7813
Extension assy. (clutch master cylinder push rod)	7538	Finger (trans. rear cross shaft first & reverse shift)	7813
Extension assy. (parking brake cable)	2A793	Finger (trans. reverse shift)	7C015, 7813
Extension kit (accelerator return spring)	9737	Finger (trans. shaft first & reverse shift)	7813
Extension pipe	5A212	Finger (trans. shift control)	7B109, 7C124
Eye (rear axle torque arm adjustable)	4386	Finger (trans. shift control inner)	7B109, 7811
Eye assy. (P/S cylinder)	3B618	Finger (trans. shift control outer)	7810
Eye bolt (trans. gearshift shaft)	7E189	Fire extinguisher kit	19B540
F		Fitting (A/C compressor suction)	19660
Fan (alternator pulley)	10A310	Fitting (air brake frame hose to tube)	18713
Fan assy. (A/C condenser)	19C659	Fitting (air compressor discharge)	2A877
Fan assy. (alternator)	10131, 10A310	Fitting (brake manifold)	2534, 2535
Fan assy. (exhaust air supply pump)	9C472	Fitting (brake master cylinder outlet)	2076
Fan assy. (heater blower)	18504	Fitting (brake vacuum pump oil check valve)	2B046
Fan blade assy.	8600	Fitting (carb. fast idle adjusting screw)	9B503
Fan & drive assy. (variable speed)	8A629	Fitting (carb. fuel inlet)	9A520
Feeder (rear axle differential lubricator)	4358	Fitting (clutch master cylinder lubrication)	7A750
Felt (distributor cam lubricator)	12A055	Fitting (clutch master cylinder outlet)	2076
Fender (front)	16005-6	Fitting (eng. oil filter hose)	6748
Fender (rear)	16312-3	Fitting (front axle spindle grease)	3C135-6
Ferrule (fuel line)	9242	Fitting (fuel pump inlet)	9241
		Fitting (heater hose)	18C603

Δ Refer to page 1 in Paint Section

INDEX

PART NAME	GROUP NUMBER	PART NAME	GROUP NUMBER
F - cont'd.		F - cont'd.	
Fitting (heater hose connection)	9A455	Front end assy. (fiberglass)	16000
Fitting (intake manifold to carb. spacer connection)	9A455	Fuel filter line	9156
Fitting (oil pressure sender)	9B339	Fuel line	9282
Fitting (P/S hose)	3C520	Fuse (electrical circuit)	14526
Fitting (P/S pump valve outlet)	3D654	Fuse assy. (cigar lighter)	14429
Fitting (water filter hose)	8A432		
Fitting assy. (brake hose)	2B284-5	G	
Fitting assy. (intake manifold vacuum outlet)	9A474	Gasket (A/C compressor to mounting adapter)	2895
Fittings (A/C refrigerant lines)	19D695	Gasket (A/C compressor valve plate)	19B994
Flange (aux. trans. input shaft)	7089	Gasket (A/C control lens)	18C260
Flange (aux. trans. output shaft)	7089	Gasket (air brake compressor to mounting adapter)	2895
Flange (brake vacuum pump intake tube)	2B048	Gasket (air cleaner)	9673
Flange (coupling shaft universal joint)	4865	Gasket (air cleaner air inlet connector)	9D634
Flange (front axle drive)	1245	Gasket (air cleaner to carb.)	9654
Flange (fuel injection pump drive)	9A549	Gasket (air cleaner to eng.)	9654
Flange (heater air inlet duct)	18A443	Gasket (air compressor mounting surface cover)	2946
Flange (inlet pipe)	5269	Gasket (alternator brush cover)	10B368
Flange (muffler inlet pipe)	5269	Gasket (alternator front bearing)	10C326
Flange (P/S pump drive)	3E527	Gasket (aux. gearshift housing)	7223
Flange (starter motor coil retainer)	11106	Gasket (aux. trans. case)	7B353
Flange (starter motor drive)	11385	Gasket (backup lamp lens)	15510
Flange (steering column tube)	3511	Gasket (body side lamp housing)	15A447
Flange (trans. input shaft)	7089	Gasket (booster slave cylinder body)	2373
Flange (trans. output shaft)	7089, 7B198	Gasket (booster vacuum control valve body cover)	2479
Flange (transfer case)	7089	Gasket (brake air chamber mounting)	2B036
Flange (transfer case output shaft)	7B214	Gasket (brake booster)	2437
Flange (universal joint spline)	7089	Gasket (brake booster diaphragm)	2167
Flange (wheel rim)	1099	Gasket (brake booster hydraulic cylinder)	2493
Flange assy. (tachometer sending securing)	17372	Gasket (brake booster push rod seal retainer)	2B075
Flange assy. (universal joint)	4351, 4465 4851,	Gasket (brake & clutch system)	2151-4
Flange & insulator (flexible joint steering)	3A525	Gasket (brake cylinder inner)	2149
Flange & retainer assy. (steering column tube)	3B580, 3681	Gasket (brake cylinder outer)	2152
Flasher assy. (emergency warning)	13350	Gasket (brake liner connector)	2149
Flasher assy. (turn indicator)	13350	Gasket (brake master cylinder filler cap)	2167
Flasher assy. (warning stop lamp)	13350	Gasket (brake vacuum booster)	2373
Float assy. (carb.)	9550	Gasket (brake vacuum pump cover)	2A572
Float assy. (fuel tank sender)	9202	Gasket (brake vacuum pump end plate)	2A556
Flywheel assy. (eng.)	6375	Gasket (brake vacuum pump intake elbow)	2B050
Flywheel ring, spring plate & hub assy. (clutch pressure plate)	7571	Gasket (brake vacuum pump intake tube)	2B049
Fork (rear axle power divider differential lockout shift)	4450	Gasket (brake vacuum pump mounting)	2A453
Fork (trans. aux. shift)	7B283	Gasket (brake vacuum pump oil check valve)	2A564
Fork (trans. gear shifter)	2731, 7230, 7B283, 7289	Gasket (carb. anti-backfire plug)	9945
Fork (trans. overdrive gearshift lower)	7B298	Gasket (carb. booster venturi support)	9A536
Fork (trans. overdrive gearshift upper)	7B297	Gasket (carb. discharge pump nozzle)	9580
Fork (transfer case high & low range shift)	7289	Gasket (carb. economizer)	9A588
Fork & roller assy. (rear axle differential shift)	4045	Gasket (carb. economizer cover)	9563
Fork & rail (trans. overdrive shift)	7680	Gasket (carb. economizer valve)	9A588
Frame (license plate)	17A387	Gasket (carb. float bowl)	9561
Frame (radio speaker housing mounting)	19A161	Gasket (carb. float bowl screw)	9592
Frame assy.	5005-6	Gasket (carb. float needle seat)	9569
		Gasket (carb. float needle seat plug)	9945
		Gasket (carb. fuel inlet fitting)	9229, 9827
		Gasket (carb. fuel inlet needle seat)	9569
		Gasket (carb. fuel level check plug)	9A588, 9569

INDEX

PART NAME	GROUP NUMBER	PART NAME	GROUP NUMBER
G - cont'd.		G - cont'd.	
Gasket (carb. governor body)	9853	Gasket (front air brake slinger)	1152
Gasket (carb. governor body cover)	9982	Gasket (front axle driving pinion grease retainer support)	4507
Gasket (carb. main metering body)	9A518	Gasket (front axle cover to housing)	4036
Gasket (carb. mounting)	9447	Gasket (front axle spindle pin cap)	3114
Gasket (carb. over-run control valve)	9A588	Gasket (front brake grease baffle)	1193
Gasket (carb. power body)	9A588	Gasket (front cross shaft control housing end cover)	7806
Gasket (carb. secondary diaphragm housing)	9853	Gasket (front turn indicator lamp lens)	13330
Gasket (carb. shaft backup plate)	9B507	Gasket (front wheel hub & grease cap)	1153
Gasket (carb. spark valve)	9A588	Gasket (fuel filter bowl)	9364
Gasket (carb. thermostatic choke control)	9853	Gasket (fuel filter element)	9366
Gasket (carb. thermostatic choke housing)	9871	Gasket (fuel gauge tank unit)	9276
Gasket (carb. throttle body to main body)	9516	Gasket (fuel injection pump mechanical governor cover)	9C568
Gasket (carb. throttle operating shaft)	9B510	Gasket (fuel injector pump mounting)	9K514
Gasket (carb. to governor)	9447	Gasket (fuel pump connection block)	9A373
Gasket (carb. to intake manifold)	9447	Gasket (fuel pump diaphragm oil seal)	9408
Gasket (carb. valve seat adjusting nut)	9A522	Gasket (fuel pump discharge hose retainer)	9A375
Gasket (carb. valve seat lock screw)	9A522	Gasket (fuel pump mounting)	9417
Gasket (cargo lamp)	13790	Gasket (fuel pump strainer assy)	9366
Gasket (clutch housing to trans. case)	7A619	Gasket (fuel pump valve)	9367
Gasket (compressor air inlet connector)	2A947	Gasket (fuel tank filler to quarter panel)	9076
Gasket (cylinder head water outlet)	8269	Gasket (fuel tank vent connector to fuel tank)	9F311
Gasket (distributor base)	12143	Gasket (fuel tank vent expansion tank connector)	9F310
Gasket (distributor diaphragm vacuum connection)	12320	Gasket (fuel vapor expansion tank tube connector flange)	9A206
Gasket (dome lamp)	13A706, 13790	Gasket (generator bearing retainer)	10201
Gasket (eng. air compressor adapter)	6B610	Gasket (governor mounting)	12495
Gasket (eng. crankcase oil cooler cover)	6A632	Gasket (governor to intake manifold)	9447
Gasket (eng. crankcase oil cooler to cylinder block)	6A646	Gasket (headlamp mounting)	13044
Gasket (eng. crankcase vent cover)	6870	Gasket (heater blower motor mounting)	18583, 19092
Gasket (eng. crankcase vent tube)	6870	Gasket (heater control lens)	18C260
Gasket (eng. crankshaft rear bearing oil seal)	6344	Gasket (heater core tube)	18596
Gasket (eng. cylinder front cover)	6020	Gasket (instrument cluster anti-squeak)	10989
Gasket (eng. cylinder head)	6051	Gasket (intake & exhaust manifold)	9448
Gasket (eng. flywheel housing)	6435	Gasket (intake manifold to cylinder block)	9461
Gasket (eng. front housing to block)	6K012	Gasket (intake manifold to cylinder head)	9439-41
Gasket (eng. governor body)	18229	Gasket (interior lamp)	13790
Gasket (eng. oil filler & breather cap)	6789	Gasket (lockout hub housing)	1A021
Gasket (eng. oil filler tube)	6B610	Gasket (manifold)	9450
Gasket (eng. oil filter adapter)	6840	Gasket (marker lamp body)	15451
Gasket (eng. oil filter adapter to cylinder block)	6A636	Gasket (marker lens)	15A402
Gasket (eng. oil filter center bolt to cover)	6749	Gasket (oil filter center bolt to cover)	6749
Gasket (eng. oil filter cover)	6838, 6885	Gasket (parking brake oil deflector)	2C614
Gasket (eng. oil filter element)	6746	Gasket (parking lamp lens)	13211
Gasket (eng. oil filter mounting)	6838	Gasket (P/S gear control valve)	3E571
Gasket (eng. oil level indicator boss)	6753	Gasket (P/S pressure relief valve)	3B606
Gasket (eng. oil pan)	6710-1	Gasket (P/S pump adapter to eng.)	3K506
Gasket (eng. oil pan drain plug)	6734	Gasket (P/S pump cover)	3-3617, 3A760
Gasket (eng. oil pump cover plate)	6619	Gasket (P/S pump mounting)	3K506
Gasket (eng. oil pump inlet tube)	6626	Gasket (P/S pump oil reservoir cover)	3A642
Gasket (eng. oil pump to block)	6659	Gasket (P/S pump to adapter)	3K506
Gasket (eng. oil relief valve plug)	6669	Gasket (radiator by-pass water tube)	8563
Gasket (eng. tachometer cover)	6870	Gasket (radiator shutter control)	8B288
Gasket (eng. valve push rod cover)	6521	Gasket (radiator tank lower)	8B379
Gasket (eng. valve rocker arm cover)	6584	Gasket (radiator tank upper)	8B378
Gasket (exhaust air supply tube)	9C435		
Gasket (exhaust manifold)	9448		
Gasket (flywheel mounted P.T.O. access cover)	7A766		

INDEX

PART NAME	GROUP NUMBER	PART NAME	GROUP NUMBER
G - cont'd.		G - cont'd.	
Gasket (rear air brake shoe plunger guide)	2B032	Gasket (starter motor terminal field)	11A047
Gasket (rear axle bevel pinion cover)	4A137	Gasket (steering gear housing cap & end plate)	3593-5
Gasket (rear axle cover to housing)	4036	Gasket (steering gear sector shaft housing cover)	3581
Gasket (rear axle differential carrier)	4035, 4073	Gasket (thermostatic choke heat supply cover)	9903
Gasket (rear axle differential carrier access hole plug)	4A065	Gasket (trans. aux. case)	7086, 7B353
Gasket (rear axle differential carrier oil tube)	4056	Gasket (trans. aux. case to trans. case)	7086
Gasket (rear axle differential center housing)	4885	Gasket (trans. aux. shift cylinder)	7181, 7B228
Gasket (rear axle drive pinion bearing retainer)	4462	Gasket (trans. aux. shift cylinder cover)	7181
Gasket (rear axle driving pinion grease retainer support)	4507	Gasket (trans. case access cover)	7223
Gasket (rear axle driving pinion shaft oil slinger)	4671	Gasket (trans. case rear end cover)	7B343
Gasket (rear axle electric shift drive screw bearing cover)	4092	Gasket (trans. case rear plate)	7B343
Gasket (rear axle electric shift motor cover)	4104	Gasket (trans. clutch housing to case)	7A619
Gasket (rear axle electric shift motor to housing)	4105	Gasket (trans. control valve body)	7C155
Gasket (rear axle helical pinion shaft bearing cover)	4A060	Gasket (trans. converter cover to impeller)	7963
Gasket (rear axle housing plug)	4A230	Gasket (trans. converter housing lower access cover)	7989
Gasket (rear axle housing to cover)	4036	Gasket (trans. converter housing to case)	7A800
Gasket (rear axle power divider case to carrier)	4426	Gasket (trans. converter impeller hub)	7916
Gasket (rear axle power divider cover)	4427, 4885	Gasket (trans. converter impeller hub to impeller)	7916
Gasket (rear axle power divider diaphragm assy.)	4150	Gasket (trans. counter shaft bearing cap)	7181
Gasket (rear axle power divider differential lockout bracket)	4461	Gasket (trans. counter shaft front bearing retainer)	7051
Gasket (rear axle power divider differential shift fork housing)	4461	Gasket (trans. counter shaft rear bearing adapter)	7B223
Gasket (rear axle power divider input shaft)	4439	Gasket (trans. extension housing)	7086
Gasket (rear axle power divider output shaft)	4439	Gasket (trans. extension housing to case)	7086
Gasket (rear axle power divider output shaft rear bearing retainer)	4479	Gasket (trans. extension housing to rear oil pump)	7086
Gasket (rear axle power divider shift housing)	4150	Gasket (trans. front output shaft rear bearing retainer)	7086
Gasket (rear axle shift fork opening)	4564	Gasket (trans. front to rear case)	7223
Gasket (rear axle sliding clutch push rod retainer)	4150	Gasket (trans. gearshift housing)	7223
Gasket (rear axle thru shaft bearing cover)	4A060	Gasket (trans. gearshift housing cap)	7207
Gasket (rear axle wiper)	1187	Gasket (trans. gearshift lever housing)	7207
Gasket (rear hub)	1183	Gasket (trans. gearshift lever housing to adapter)	7185
Gasket (rear lamp lens)	13461	Gasket (trans. gearshift lever housing to gearshift housing)	7185
Gasket (rear lamp white lens)	13447	Gasket (trans. gearshift spring cover)	7B228
Gasket (rear license plate lamp)	13568	Gasket (trans. gearshifter shaft lock plunger spring cover)	7B228
Gasket (rear spring seat cap)	5A561	Gasket (trans. governor cover)	7B391
Gasket (rear spring seat end plate)	5A607	Gasket (trans. governor inspection cover to extension housing)	7B391
Gasket (rear view outside mirror)	17724	Gasket (trans. input shaft bearing retainer)	7051
Gasket (rear wheel bearing retainer)	1001	Gasket (trans. intermediate band servo)	7D026
Gasket (speedo. case)	17303	Gasket (trans. low range counter shaft rear bearing retainer)	7181
Gasket (spotlight bracket outside)	15324	Gasket (trans. main control retarder valve body)	7776
Gasket (starter motor cover band)	11129	Gasket (trans. oil filter housing)	7166
Gasket (starter motor gear case)	11216	Gasket (trans. oil filter housing to plate)	7166
Gasket (starter motor ground terminal)	11A056	Gasket (trans. oil pan)	7A191
Gasket (starter motor housing)	11217	Gasket (trans. oil pan oil filter cover)	7B049
Gasket (starter motor lever housing)	11A052	Gasket (trans. oil pan screen)	7E062
Gasket (starter motor plunger cover)	11065	Gasket (trans. oil pump body)	7B327
Gasket (starter motor rear end housing)	11003	Gasket (trans. oil pump cover)	7B326
Gasket (starter motor relay)	11471	Gasket (trans. oil pump cover to case)	7A136
Gasket (starter motor relay valve lower body)	11211	Gasket (trans. oil pump to case)	7A136
Gasket (starter motor solenoid terminal plate)	11A030		

INDEX

PART NAME	GROUP NUMBER	PART NAME	GROUP NUMBER
G - cont'd.		G - cont'd.	
Gasket (trans. output shaft bearing retainer)	7051, 7086, 7181, 7B347	Gasket set (eng. complete overhaul)	6008
Gasket (trans. output shaft rear bearing cap)	7086, 7B290	Gasket set (eng. oil pan)	6781
Gasket (trans. overdrive housing to adapter)	7661	Gasket set (eng. valve grind)	6079
Gasket (trans. overdrive housing to case)	7086	Gasket set (manifold)	9433
Gasket (trans. P.T.O. cover)	7166	Gasket set (radiator tank)	8B378-9
Gasket (trans. P.T.O. to trans. case)	7166	Gasket set (trans.)	7153
Gasket (trans. rear bearing cover & speedometer)	7086	Gasket set (transfer case)	7153
Gasket (trans. rear oil pump to case)	7A222	Gasket & "O" ring repair kit (trans. external)	7C288
Gasket (trans. slave valve)	7314	Gas line anti-freeze	Δ
Gasket (trans. splitter gearshift)	7B228	Gate (trans. gearshift reverse front)	7232
Gasket (trans. splitter gearshift cylinder cover)	7B228	Gate (trans. gearshifter shaft)	7232, 7279
Gasket (trans. throttle control valve)	7B426	Gate (trans. low & reverse shifter shaft)	7411
Gasket (trans. valve adapter plate)	7314	Gate (trans. second & third gear shifter shaft)	7411
Gasket (trans. valve body separator plate)	7D100	Gate (trans. shifting)	7B313
Gasket (transfer case counter shaft front & rear bearing retainer)	7181	Gauge (instrument cluster eng. oil temperature)	10C911
Gasket (transfer case front output front & rear cap)	7181	Gauge (instrument cluster water temperature)	10883
Gasket (transfer case front output rear cap)	7181	Gauge assy. (brake air pressure)	2557
Gasket (transfer case front output shaft bearing retainer)	7181	Gauge assy. (brake vacuum)	2A036
Gasket (transfer case front output shaft oil seal retainer)	7181	Gauge assy. (fuel instrument panel unit)	9280
Gasket (transfer case idler shaft rear cap)	7181	Gauge assy. (fuel pressure)	9270 9C270
Gasket (transfer case input shaft bearing retainer)	7181	Gauge assy. (fuel tank unit)	9275
Gasket (transfer case input shaft rear bearing cover)	7181	Gauge assy. (oil pressure eng. unit)	9278
Gasket (transfer case rear output shaft bearing retainer)	7181	Gauge assy. (oil pressure instrument panel unit)	9273
Gasket (transfer case to trans. case)	7086	Gauge kit (eng.)	10B944
Gasket (transfer case top cover)	7223	Gear (aux. counter shaft second speed)	7176
Gasket (voltage regulator cover to base)	10623	Gear (aux. output shaft fourth speed)	7B266
Gasket (water filter cover)	8A474	Gear (aux. trans. counter shaft drive)	7177
Gasket (water outlet connection)	8255	Gear (aux. trans. counter shaft drive fourth speed)	7177
Gasket (water outlet connection assortment)	8255	Gear (aux. trans. counter shaft P.T.O. drive)	7254
Gasket (water pump cover)	8513	Gear (aux. trans. counter shaft second speed underdrive)	7114, 7176
Gasket (water pump housing)	8507	Gear (aux. trans. counter shaft underdrive)	7B282
Gasket (water thermostat)	8590	Gear (aux. trans. output shaft direct & overdrive)	7A060
Gasket (windshield wiper motor cover)	17471	Gear (aux. trans. output shaft first & second speed clutch)	7A078
Gasket kit (A/C compressor)	19B684	Gear (aux. trans. output shaft first speed)	7A079
Gasket kit (P.T.O.)	7166	Gear (aux. trans. output shaft fourth speed overdrive)	7101
Gasket kit (P.T.O. cover)	7166	Gear (aux. trans. output shaft overdrive)	7101
Gasket kit (rear axle)	4A109	Gear (aux. trans. output shaft underdrive)	7101, 7B207
Gasket & oil seal repair kit (trans.)	7153	Gear (aux. trans. second & third speed clutch)	7A060
Gasket repair kit (trans.)	7153	Gear (aux. trans. third & fourth speed clutch)	7A060
Gasket repair kit (trans. air filter element)	7331	Gear (distributor driven)	12390
Gasket repair kit (trans. case front pump & converter housing)	7A136	Gear (eng. aux. driveshaft drive)	6A757
Gasket repair kit (trans. oil filter)	7757	Gear (eng. aux. driveshaft driven)	6A754
Gasket repair kit (trans. oil pan & valve body)	7B082	Gear (eng. camshaft)	6256
Gasket & seal kit (eng. rocker arm cover)	6A506	Gear (eng. crankshaft)	6306
Gasket & seal repair kit (retarder valve)	7B254	Gear (eng. flywheel ring)	6384
Gasket set (carb.)	9502	Gear (eng. governor drive)	18213
		Gear (eng. oil pump & distributor driven)	6652
		Gear (eng. oil pump lower)	6610
		Gear (flywheel mounted P.T.O. driveshaft)	7254
		Gear (flywheel mounted P.T.O. idler)	7A678
		Gear (flywheel mounted P.T.O. input)	7A669

Δ Refer to Page 1 of Paint Section

January, 1975

COPYRIGHT © 1975—

FORD MARKETING CORPORATION

—DEARBORN, MICHIGAN

FINAL ISSUE

INDEX

PART NAME	GROUP NUMBER	PART NAME	GROUP NUMBER
G - cont'd.		G - cont'd.	
Gear (flywheel mounted P.T.O. oil pump drive)	7A688	Gear (trans. counter shaft first speed)	7113, 7144, 7176
Gear (front axle differential side)	4236	Gear (trans. counter shaft fourth & fifth sliding)	7106
Gear (front axle shaft drive)	1245	Gear (trans. counter shaft fourth speed)	7112, 7144, 7177
Gear (fuel injection pump drive)	9A546	Gear (trans. counter shaft fourth speed overdrive)	7144
Gear (P/S pump driven)	3A641	Gear (trans. counter shaft hi speed, first, second seventh & eighth)	7144
Gear (rear axle differential driven)	4210, 4212, 4213, 4739, 4743, 4744, 4746	Gear (trans. counter shaft high range)	7177
Gear (rear axle differential planetary)	4229	Gear (trans. counter shaft high range rear drive)	7144
Gear (rear axle differential side)	4236, 4239	Gear (trans. counter shaft high speed)	7158, 7177
Gear (rear axle drive pinion transfer)	4442	Gear (trans. counter shaft low range)	7177
Gear (rear axle power divider)	4A088	Gear (trans. counter shaft low range clutch)	7144
Gear (rear axle power divider differential side)	4433-4	Gear (trans. counter shaft low range output)	7144
Gear (rear axle power divider driven)	4212, 4739	Gear (trans. counter shaft low & reverse)	7100
Gear (rear axle power divider input shaft cluster)	4433-4	Gear (trans. counter shaft low & reverse cluster)	7100
Gear (rear axle power divider output shaft transfer)	4474	Gear (trans. counter shaft overdrive)	7101, 7158, 7177
Gear (rear axle power divider sliding clutch)	4455	Gear (trans. counter shaft P.T.O.)	7B041, 7144
Gear (rear axle sliding clutch)	4055	Gear (trans. counter shaft reverse)	7100
Gear (rear axle sun)	4552	Gear (trans. counter shaft second speed)	7102, 7137, 7144, 7177
Gear (speedo. driven)	17271	Gear (trans. counter shaft second speed underdrive)	7114
Gear (speedo. driving)	17285	Gear (trans. counter shaft third overdrive)	7144
Gear (starter motor driven)	11A067	Gear (trans. counter shaft third speed)	7131, 7144
Gear (tachometer drive)	17377	Gear (trans. first speed)	7100
Gear (tachometer driven)	17374	Gear (trans. forward ring)	7D392
Gear (trans. aux. counter shaft drive)	7177	Gear (trans. front internal)	7B044
Gear (trans. aux. counter shaft & reduction)	7101, 7177	Gear (trans. front sun)	7A182
Gear (trans. aux. counter shaft third speed)	7144	Gear (trans. governor drive)	6922
Gear (trans. aux. drive)	7A079	Gear (trans. high range)	7137
Gear (trans. aux. output shaft)	7A078, 7103	Gear (trans. input shaft)	7017
Gear (trans. aux. output shaft drive)	7017, 7101, 7146	Gear (trans. input shaft drive)	7158
Gear (trans. aux. output shaft reduction)	7102	Gear (trans. intermediate clutch sun)	7789
Gear (trans. aux. output shaft second speed)	7102	Gear (trans. low clutch ring)	7787
Gear (trans. aux. output shaft third speed)	7144	Gear (trans. low clutch sun)	7D209
Gear (trans. aux. reduction)	7101	Gear (trans. low constant mesh)	7A029
Gear (trans. center internal)	7177	Gear (trans. low & reverse sliding)	7100
Gear (trans. center sun)	7789	Gear (trans. low speed)	7100
Gear (trans. counter shaft)	7113, 7144	Gear (trans. main cluster)	7101
Gear (trans. counter shaft aux. main shaft)	7177	Gear (trans. main drive)	7017
Gear (trans. counter shaft aux. reduction & hole gear)	7101	Gear (trans. main shaft coupling drive)	7017
Gear (trans. counter shaft cluster)	7113	Gear (trans. main shaft sliding clutch)	7B341
Gear (trans. counter shaft constant mesh drive)	7177	Gear (trans. main shaft third speed)	7B340
Gear (trans. counter shaft drive & reduction)	7177	Gear (trans. oil pump driving)	7B329
Gear (trans. counter shaft drive fourth speed)	7177	Gear (trans. output shaft clutch)	7B218
Gear (trans. counter shaft drive fifth speed)	7144, 7177	Gear (trans. output shaft constant drive)	7177
Gear (trans. counter shaft first & reverse)	7113	Gear (trans. output shaft direct drive)	7196
		Gear (trans. output shaft drive)	7A079, 7146

INDEX

PART NAME	GROUP NUMBER	PART NAME	GROUP NUMBER
G - cont'd.		G - cont'd.	
Gear (trans. output shaft first speed)	7100, 7102	Gear (transfer case low speed sliding)	7100
Gear (trans. output shaft first speed clutch)	7B341	Gear (transfer case output shaft intermediate drive)	7100
Gear (trans. output shaft first & second speed)	7183	Gear (transfer case rear output shaft)	7024
Gear (trans. output shaft first & second speed synchronizer)	7100	Gear (windshield wiper motor output)	17A491
Gear (trans. output shaft fourth & fifth speed hub)	7101	Gear assy. (P/S)	3504, 3E528
Gear (trans. output shaft fourth & fifth speed sliding clutch)	7B161	Gear assy. (rear axle differential idler)	4580
Gear (trans. output shaft fourth speed)	7158	Gear assy. (speedo. driven)	17322
Gear (trans. output shaft low range & reverse)	7146	Gear assy. (steering)	3504
Gear (trans. output shaft overdrive)	7158, 7196	Gear assy. (tachometer drive)	17373
Gear (trans. output shaft parking)	7A233	Gear assy. (trans. output shaft clutch drive)	7196
Gear (trans. output shaft reduction)	7101	Gear assy. (trans. overdrive planetary)	7673
Gear (trans. output shaft reverse)	7142	Gear assy. (trans. overdrive sun)	7670
Gear (trans. output shaft ring)	7A153	Gear assy. (trans. primary sun)	7A399
Gear (trans. output shaft second speed)	7103, 7158, 7176, 7B340	Gear assy. (trans. sun)	7D063
Gear (trans. output shaft second speed idler)	7103	Gear assy. (windshield wiper motor)	17490
Gear (trans. output shaft second speed overdrive)	7103	Gear & bushing (aux. trans. output shaft high)	7101
Gear (trans. output shaft second speed underdrive)	7103	Gear & bushing (trans. oil pump driven)	7C042
Gear (trans. output shaft second & third speed sliding)	7103	Gear & bushing (trans. output shaft first speed)	7B266
Gear (trans. output shaft sliding clutch)	7A060, 7103	Gear & bushing (trans. output shaft fourth speed)	7B267
Gear (trans. output shaft splitter)	7101	Gear & bushing (trans. output shaft intermediate)	7102
Gear (trans. output shaft third & fourth clutch)	7106	Gear & bushing (trans. output shaft overdrive)	7B410
Gear (trans. output shaft third speed)	7144, 7196	Gear & bushing (trans. output shaft second speed)	7103, 7176
Gear (trans. output shaft third speed idler)	7196	Gear & bushing (trans. output shaft third speed)	7101
Gear (trans. output sliding)	7103	Gear & bushing assy. (aux. main shaft reduction)	7176
Gear (trans. overdrive governor driven)	6922	Gear & bushing assy. (trans. output shaft first)	7101
Gear (trans. overdrive planetary)	7673	Gear & bushing assy. (trans. output shaft overdrive)	7101
Gear (trans. overdrive ring)	7653	Gear & bushing assy. (aux. output shaft second speed)	7176
Gear (trans. overdrive sun)	7670	Gear & bushing assy. (aux. trans. output shaft underdrive)	7A079
Gear (trans. P.T.O.)	7B041	Gear & bushing assy. (trans. reverse idler)	7141
Gear (trans. range shift & main shaft)	7177	Gear & bushing assy. (transfer case direct drive)	7024
Gear (trans. rear internal)	7787	Gear & column assy. (steering)	3503
Gear (trans. rear sun)	7A348	Gear kit (rear axle differential side)	4236
Gear (trans. reverse)	7142	Gear & pinion kit (front axle)	3222, 4209
Gear (trans. reverse clutch ring)	7B044	Gear & pinion kit (rear axle)	4209, 4309
Gear (trans. reverse idler)	7142	Gear & pinion kit (rear axle differential)	4237
Gear (trans. reverse sun)	7D232	Gear & pinion (windshield wiper motor)	17A479
Gear (trans. second speed)	7102	Gear & shaft assy. (windshield wiper motor output)	17A434
Gear (trans. second & third speed synchronizer clutch)	7183	Gear & synchronizer collar (trans. counter shaft high range)	7144
Gear (trans. third & fourth clutch)	7183	Gearshift assy. (aux. trans.)	7B072
Gear (trans. third & fourth speed clutch)	7B310	Generator assy.	10002
Gear (trans. third & fourth speed synchronizer)	7183	Glass (instrument cluster)	10880
Gear (transfer case front output shaft)	7100	Glass (radiator coolant level sight)	8B404
Gear (transfer case front output sliding clutch)	7103	Governor assy. (air compressor)	2885
Gear (transfer case idler shaft)	7142	Governor assy. (eng.)	12450-1
Gear (transfer case input shaft)	7024	Governor assy. (trans.)	7C053
Gear (transfer case intermediate drive)	7100	Governor assy. (trans. overdrive)	6919
Gear (transfer case low speed intermediate shaft)	7100	Governor assy. (trans. with counterweight)	7C053
		Grille (A/C air intake)	19744
		Grille (radiator)	8150-1, 8200

INDEX

PART NAME	GROUP NUMBER	PART NAME	GROUP NUMBER
G - cont'd.		G - cont'd.	
Grille (radio speaker)	18985,	Gusset (frame side member to rear cross member R. H.)	5146
Grille Assy. (air cleaner air duct)	9672	Gusset (front fender apron & radiator support)	16A126-7
	18978	Gusset (front fender to radiator grille)	16A130-1
Grommet (air vent control)	14605	Gusset (front suspension housing)	3A152
Grommet (antenna lead-in seal)	18912		
Grommet (carb. air cleaner)	9697	H	
Grommet (carb. choke)	14612	Handle (cab lock hook release)	5A377
Grommet (choke control)	14605	Handle (eng. compression release)	6A543
Grommet (eng. crankcase vent retainer)	6A892	Handle (headlamp guard & radiator latch)	18418
Grommet (eng. P/S oil reservoir cover stud)	6570	Handle (hood latch release)	16B626
Grommet (eng. valve push rod cover bolt or stud)	6570	Handle (jack)	17081
Grommet (eng. valve rocker arm cover stud)	6570	Handle (radiator & headlamp guard latch)	18418
Grommet (fuel air shut-off control)	9S504	Handle (wheel nut wrench)	17034
Grommet (fuel tank filler neck)	9080	Handle Assy. (cab lock camshaft control arm)	5A378
Grommet (fuel tank vent tube)	9069	Handle Assy. (hood latch)	16700
Grommet (instrument control cable)	10A898	Handle Assy. (parking brake release)	2760
Grommet (power brake booster check valve)	2B176	Handle Assy. (radiator & headlamp guard latch)	8B486
Grommet (radiator filler)	8373	Handle & cable Assy. (trans. overdrive manual control)	7A650
Grommet (radio antenna cable)	18A908	Handle kit (heater door & air duct)	18B578
Grommet (speedo. case)	17304	Hanger (brace to clamp)	5A290
Grommet (steering column to dash)	3512	Hanger (fuel tank leveling hose support)	9A152
Grommet (trans. overdrive handle & cable dash panel)	01694	Hanger (inlet pipe)	5A290
Grommet (trans. overdrive lockout control wire)	01694	Hanger (muffler)	5A290
Grommet (windshield wiper control)	14605	Hanger (muffler pipes)	5A290
Grommet (windshield wiper motor mounting)	17C431	Hanger (outlet pipe)	5A290
Grommet (wiring)	14603	Harness Assy. (A/C blower motor)	18C629
Guard (A/C evaporator fan)	19742	Harness Assy. (A/C control motor)	18C560
Guard (A/C evaporator motor)	19806	Harness Assy. (heater control motor)	18C560, 18C629
Guard (brake booster valve body)	2180	Head (A/C compressor cylinder)	2995
Guard (coupling shaft)	4690	Head (cab lift pump piston)	5A387
Guard (front bumper)	17984	Head (eng. cylinder)	6049
Guard (parking brake drum)	2625	Head (rear view outside mirror)	17C702, 17722-3
Guard (power brake booster)	2A021	Head (water filter mounting)	8C074
Guard (radiator grille)	8307	Headlamp Assy. (less bulb & wiring)	13008
Guard (radiator lower)	5071, 8A316	Heater Assy. (eng. block)	6A051
Guard Assy. (alternator pulley & belt)	10B381	Heater Assy. (intake manifold)	9A436
Guard Assy. (headlamp & radiator grille)	18410	Heater & defroster kit	18455
Guard Assy. (radiator grille & headlamp)	18410	Heater kit (eng. block)	6D008
Guard Assy. (rear wheel splash)	16A550	Hinge (A/C housing cover)	18C662
Guard kit (radiator grille)	8307	Hinge (accelerator pedal)	9710
Guide (air brake shoe actuator plunger)	2B005	Hinge (cab lift pump)	5A385
Guide (brake air chamber wedge)	2F225	Hinge (eng. cover lower)	6A085
Guide (brake shoe adjusting lever cable)	2A179	Hinge (heater housing cover)	18C662
Guide (carb. float bowl vent rod)	9D586	Hinge (hood)	16796-7
Guide (clutch master cylinder relief valve spring)	7A715	Hinge Assy. (radiator grille upper panel)	8455-6
Guide (front axle shaft)	3248	Holder (alternator brush)	10351
Guide (fuel pump push rod)	9379	Holder (fuse)	14417
Guide (rear axle differential clutch plate)	4A323	Holder (starter motor brush)	11061
Guide (steering gear ball return)	3523	Holder (starter motor brush insulated)	11394
Guide (trans. front band servo piston)	7A269	Holder kit (starter motor brush)	11058
Guide (trans. overdrive shift rail)	7696, 7730	Holder & terminal plate Assy. (starter motor brush)	11A037
Gusset (cab mounting rear rear inner)	5382-3		
Gusset (frame cross member)	5031-2		
Gusset (frame side member to front cross member)	5123-4		

◇ Refer to Body Section

INDEX

PART NAME	GROUP NUMBER	PART NAME	GROUP NUMBER
H - cont'd.		H - cont'd.	
Hood	16612	Hose (power brake booster reservoir to manifold)	2A047
Hood & door assy. (A/C condenser)	19C649	Hose (P/S bulk)	3B719
Hook (aux. fuel tank bracket)	9148	Hose (P/S cylinder)	8497
Hook (battery box cover)	10A679	Hose (P/S pump to reservoir)	3A579
Hook (cab lock)	5007	Hose (P/S reservoir to pump)	3691
Hook (cab lock aux.)	5A158	Hose (P/S return line)	3A005
Hook (hood auxiliary catch)	16892	Hose (radiator)	8260, 8286
Hook (hood latch)	16900	Hose (radiator air aspirator)	8C012
Hook (towing front)	17A954-5	Hose (radiator by-pass water)	8548
Horn (carb. air)	9524	Hose (radiator bulk)	8333
Horn (carb. air cleaner)	9632	Hose (radiator drain)	8081
Horn assy.	13832-3	Hose (radiator overflow)	8075, 8A213
Horn kit (air)	13800	Hose (radiator shutter)	8493
Hose (A/C evaporator drain)	19858	Hose (radiator shutter control cylinder tube)	8A206
Hose (air by-pass valve inlet)	9H548	Hose (radiator shutter control thermostat air outlet)	8491
Hose (air by-pass valve upper)	9H569	Hose (radiator shutter thermostat to brake booster line)	8A205
Hose (air cleaner to intake manifold)	9B613	Hose (radiator supply tank)	8063
Hose (air cleaner to intake tube upper)	9C681	Hose (radiator supply tank connection)	8A365
Hose (air compressor tube water)	2-2917	Hose (radiator supply tank overflow tube)	8B102
Hose (anti-backfire valve)	9H534	Hose (radiator supply tank overflow tube connecting)	8-8059
Hose (anti-backfire valve extension)	9H560	Hose (radiator supply tank vent tube connector)	8A366
Hose (anti-backfire valve inlet)	9H548	Hose (radiator to eng. vent)	8276
Hose (anti-backfire valve vacuum)	9H533	Hose (radiator to supply tank vent)	8003, 8497
Hose (anti-backfire valve vacuum tube to manifold)	9H564	Hose (rear axle)	4090
Hose (aux. shift air supply)	7B175	Hose (rear axle housing vent)	4A001
Hose (brake booster reservoir tank gauge)	2A037	Hose (rear axle power divider differential lockout cylinder)	4881
Hose (brake check valve to intake manifold)	2A046	Hose (rear brake)	2282
Hose (brake line)	2270	Hose (trans. air filter)	7B175
Hose (brake relay valve to rear wheel connector)	2A289	Hose (trans. oil cooler)	7B093
Hose (brake vacuum booster)	2336	Hose (trans. oil cooler to water by-pass)	7752
Hose (bulk)	2269	Hose (trans. oil cooler water)	7B093
Hose (carb. air cleaner to compressor)	2974	Hose (trans. oil overflow)	7A080
Hose (coolant)	8C063-9	Hose (trans. shift control valve to cylinder)	7B175
Hose (eng. air cleaner outlet connection)	9C622	Hose (vacuum fuel pump switch to manifold)	9343
Hose (eng. air handling line)	6B663	Hose (water by-pass)	8548, 8597
Hose (eng. by-pass oil filter return)	6A652	Hose (water filter supply or return)	8B351-2
Hose (eng. by-pass oil filter supply)	6A651	Hose (water pump to radiator by-pass tube)	7B093
Hose (eng. crankcase vent)	6A664, 6853	Hose (windshield defroster)	18556,
Hose (eng. crankcase vent oil return)	6762	Hose (windshield washer)	17580-1, 17A605
Hose (eng. flywheel housing vent tube)	6446	Hose (windshield washer reservoir to foot controls)	17A624
Hose (eng. oil filler pipe)	6793	Hose (windshield wiper)-bulk	17543
Hose (eng. oil filter inlet)-bulk	6745	Hose (windshield wiper vacuum pump to brake booster check valve)	17499
Hose (eng. oil filter pipe)	6A787	Hose assy. (air brake foot control valve to front tee)	2897
Hose (eng. radiator crossover vent)	6B644	Hose assy. (air brake foot control valve to quick release valve)	2587
Hose (exhaust air supply check valve inlet)	9B466	Hose assy. (air cleaner inlet)	9B613
Hose (exhaust air supply pump inlet)	9B458	Hose assy. (air compressor governor to governor tube)	2989
Hose (exhaust air supply pump outlet)	9B459-60	Hose assy. (air compressor oil inlet & outlet)	2922
Hose (front brake)	2A420		
Hose (fuel return)	9324		
Hose (fuel tank to filler pipe)	9047		
Hose (fuel tank vent)	9324		
Hose (fuel tank vent tube)	9170		
Hose (fuel tube connector)	9324		
Hose (fuel vapor)	9E325		
Hose (heater water)	18472		
Hose (intake manifold to vent valve)	9K482		
Hose (manifold to brake vacuum booster check valve)	2-2352		

INDEX

PART NAME	GROUP NUMBER	PART NAME	GROUP NUMBER
H - cont'd.		H - cont'd.	
Hose assy. (air compressor oil outlet)	2912	Hose guard kit	19B970
Hose assy. (air compressor outlet)	2A907	Hose kit (A/C)	19C708
Hose assy. (air compressor to governor)	2903	Housing (A/C blower motor)	18754-5, 19693
Hose assy. (brake)	2078	Housing (A/C blower motor sleeper unit)	18568
Hose assy. (brake air check valve)	2936	Housing (alternator front)	10333
Hose assy. (brake front control valve)	2899	Housing (alternator rear)	10334
Hose assy. (brake manifold to union)	2B225	Housing (brake vacuum pump)	2B044
Hose assy. (brake reservoir connector)	2571	Housing (carb. fast idle cam)	9981
Hose assy. (brake vacuum pump oil inlet)	2B451	Housing (carb. thermostatic choke)	9848
Hose assy. (cab cylinder lift)	5A360	Housing (clutch)	7505
Hose assy. (clutch release)	7B513	Housing (distributor terminal cap)	12106
Hose assy. (eng. by-pass oil filter)	6A251	Housing (eng. oil level indicator)	6809
Hose assy. (eng. fuel filter outlet)	6748	Housing (eng. timing gear)	6K011
Hose assy. (eng. fuel reservoir)	9288	Housing (flywheel mounted P.T.O.)	7A691
Hose assy. (eng. oil)	6B833	Housing (front air brake actuator)	2B011
Hose assy. (eng. oil filter inlet)	6745	Housing (front axle spindle)	3B105-6
Hose assy. (front brake)	2B230	Housing (front suspension mounting)	3B259, 3A435
Hose assy. (fuel filter to selector valve)	9288	Housing (heater blower motor)	18593
Hose assy. (fuel injector return to fuel tank)	9C273	Housing (heater blower motor sleeper unit)	18568
Hose assy. (fuel primer pump)	9288	Housing (instrument cluster)	10838
Hose assy. (fuel pump to discharge fitting)	9A376	Housing (instrument cluster adapter)	10928
Hose assy. (fuel tank leveling)	9A083	Housing (P/S gear actuator)	3E564
Hose assy. (fuel tank selector valve)	9B285	Housing (radiator grille headlamp)	8228
Hose assy. (fuel tank selector valve to fuel tank tube)	9A329	Housing (radio speaker)	18825
Hose assy. (fuel tank vent expansion tank)	9049	Housing (rear axle air shift)	4082
Hose assy. (manifold to brake vacuum tube flexible)	2353	Housing (rear axle electric shift)	4082
Hose assy. (parking brake air valve)	2A625	Housing (rear axle oil filter)	4A319
Hose assy. (parking brake emergency air supply)	2A775	Housing (rear axle power divider)	4432
Hose assy. (parking brake press feed)	2A777	Housing (rear brake air chamber cylinder)	2B035
Hose assy. (parking brake release valve)	2A632	Housing (starter motor drive)	11A021
Hose assy. (P/S aux. reservoir)	3F500	Housing (starter motor reduction gear)	11A062
Hose assy. (P/S control valve to cylinder head end)	3A714	Housing (starter motor relay front)	11404
Hose assy. (P/S control valve to cylinder rod end)	3A717	Housing (steering shaft coupling)	3A528
Hose assy. (P/S cylinder)	3R552	Housing (trans. aux. shift)	7222
Hose assy. (P/S drag link to cylinder pressure)	3A714	Housing (trans. control selector)	7B020, 7A307
Hose assy. (P/S drag link to cylinder return)	3A717	Housing (trans. converter)	7975, 7976
Hose assy. (P/S pressure line)	3A719	Housing (trans. extension)	7A039
Hose assy. (P/S pressure relief valve)	3E606	Housing (trans. front shift)	7222
Hose assy. (P/S pressure & return line)	3A312	Housing (trans. gearshift lever)	7203, 7222
Hose assy. (P/S return line)	3A713	Housing (trans. gearshift lower)	7A197
Hose assy. (P/S return line rear)	3A656	Housing (trans. intermediate clutch piston)	7788
Hose assy. (radiator shutter)	8493	Housing (trans. intermediate & low clutch reaction)	7A446
Hose assy. (radiator shutter control)	8493	Housing (trans. low & reverse piston)	7-7806
Hose assy. (rear air brake flexible)	2A290	Housing (trans. rear cross shaft)	7B102
Hose assy. (rear axle power divider differential lockout control valve)	4531	Housing (trans. reverse clutch reaction)	7A449
Hose assy. (rear wheel brake)	2A442	Housing (window regulator switch)	14528
Hose assy. (reservoir to air brake foot control valve)	2920	Housing (windshield wiper motor)	17A431
Hose assy. (starter motor reservoir outlet)	11194	Housing assy. (A/C evaporator)	19944
Hose assy. (trans. air supply)	7B175	Housing assy. (A/C lower)	18C614
Hose assy. (trans. aux. shift control valve to air cylinder)	7B175	Housing assy. (brake air chamber)	2A463
Hose assy. (trans. oil cooler)	7890	Housing assy. (cab lock)	5A384
Hose assy. (trans. shift air supply)	7B175	Housing assy. (cab lock lower)	5B367
Hose assy. (trailer brake air)	2A138	Housing assy. (carb. choke)	9A575
Hose & grommet (vacuum)	12A161		

INDEX

PART NAME	GROUP NUMBER	PART NAME	GROUP NUMBER
H - cont'd.		H - cont'd.	
Housing assy. (carb. secondary throttle diaphragm)	9501	Hub assy. (front)	1104
Housing assy. (carb. throttle operating)	9B505	Hub assy. (front spoke wheel)	1014
Housing assy. (carb. throttle operating shaft)	9B505	Hub assy. (front wheel free running)	1104
Housing assy. (clutch pressure plate release bearing)	7A605	Hub assy. (P/S pump drive)	3E762
Housing assy. (eng. flywheel)	6392	Hub assy. (rear)	1109
Housing assy. (front air brake camshaft)	2304	Hub assy. (trans. forward clutch)	7B067
Housing assy. (front driving axle)	3010	Hub assy. (trans. forward ring gear)	7B067
Housing assy. (fuel tank vent expansion tank)	9A230	Hub assy. (trans. fourth range clutch driving)	7B067
Housing assy. (heater)	18A484	Hub & bearing assy. (clutch release)	7548
Housing assy. (heater defroster blower)	18B568	Hub & brake drum assy. (front)	1102-3
Housing assy. (heater lower)	18C614	Hub & drum assy. (rear wheel brake)	1113-4
Housing assy. (instrument panel control)	10A858	Hub kit (free running)	1104
Housing assy. (lockout hub)	1A026	Hydraulic unit & control kit (snow kit)	19J537
Housing assy. (P/S cylinder control valve & spool)	3C516		
Housing assy. (P/S drag link control valve & spool)	3C516	I	
Housing assy. (P/S pump)	3A643	Identification lamp ("3 in-line")	15440-1
Housing assy. (rear axle)	4010-1, 4310	Ignition cable (high tension radio resistance)	12A024
Housing assy. (rear axle power divider front)	4574	Impeller (water pump)	8512
Housing assy. (rear axle power divider shift fork)	4563	Impeller assy. (trans. converter)	7908
Housing assy. (rear brake air chamber cylinder)	2B034	Impeller repair kit (P/S pump)	3A711
Housing assy. (steering column shaft coupling)	3A528	Indicator (eng. oil level)	6750
Housing assy. (steering gear)	3548	Indicator (fuel injection pump timing)	9C556
Housing assy. (trans. clutch)	7C290	Indicator (trans. control selector)	7A110
Housing assy. (trans. oil filter)	7C260	Indicator (trans. oil level)	7A020
Housing assy. (trans. overdrive)	7A039	Indicator assy. (emergency warning lamp)	10A934
Housing assy. (water pump)	8503	Indicator assy. (eng. air cleaner restriction)	9N622
Housing & bearing (alternator front)	10333	Indicator assy. (rear axle power divider lockout)	4A203
Housing & bearing (alternator rear)	10334	Indicator assy. (trans. oil temperature)	10C911
Housing & bearing (starter motor drive end)	11130	Insulator (horn blowing brush)	13A822
Housing & end plate assy. (booster)	2329	Insert (carb. venturi)	9E514
Housing & gear assy. (trans. high splitter clutch)	7A591	Insert (eng. air cleaner bolt thread)	9C629
Housing kit (carb. thermostatic choke)	9848	Insert (eng. oil filter mounting bolt)	6890
Housing kit (starter motor drive end)	11130	Insert (eng. oil pan drain)	6726
Housing & plugs assy. (carb. governor)	9B570	Insert (eng. valve seat)	6057
Housing & turbine shaft (trans. forward clutch)	7C290	Insert (fitting)	2A269
Housing & wiring assy. (radio speaker)	19A163	Insert (radiator grille)	8150-1
Hub (alternator pulley)	10132	Insert (rear axle electric shift housing pilot)	4088
Hub (aux. trans. direct & overdrive)	7931	Insert (rear axle shift housing pilot)	4595
Hub (aux. trans. underdrive)	7931	Insert (rear spring bracket)	5A554
Hub (carb. choke lever)	9818	Insert (rear spring front hanger)	5A555
Hub (carb. fast idle cam)	9D558	Insert (rear spring rear bracket)	5A556
Hub (clutch release bearing)	7561	Insert (thermostatic choke control air intake)	9A714
Hub (power brake booster diaphragm guide)	2B152	Insert (trans. control selector position)	7A216
Hub (rear axle differential gear clutch)	4946	Insert (trans. first, second, third & fourth speed synchronizer hub)	7A044
Hub (trans. aux. output shaft synchronizer clutch)	7931	Insert (trans. gear shifter fork)	7C430
Hub (trans. converter impeller)	7915	Insert (trans. intermediate & high clutch hub)	7A044
Hub (trans. converter turbine)	7926	Insert (trans. synchronizer shifting)	7A044
Hub (trans. front clutch)	7B067	Insert (trans. third & high synchronizer clutch hub)	7A044
Hub (trans. gearshift lever)	7362	Installation kit (oil filter)	4A329
Hub (trans. intermediate & high clutch)	7105	Installation kit (power steering)	3A633-5
Hub (trans. output shaft)	7D164	Insulator (alternator diode plate)	10A383
Hub (trans. reverse clutch)	7B067	Insulator (alternator rear housing)	10329
Hub (trans. third & high synchronizer clutch)	7105	Insulator (alternator rectifier)	10310
Hub (water pump pulley)	8553	Insulator (alternator stator end)	10A361
Hub assy. (fan)	8616		

INDEX

PART NAME	GROUP NUMBER	PART NAME	GROUP NUMBER
I - cont'd.		I - cont'd.	
Insulator (alternator terminal)	10329	Insulator (wiring)	14A199
Insulator (aux. trans. front & rear mount)	7010, 7B248	Insulator assy. (eng. rear support)	6068
Insulator (battery hold down clamp)	10774	Insulator assy. (eng. rear support rebound)	6A061
Insulator (brake caliper piston)	2A531	Insulator assy. (front spring bracket)	5A342
Insulator (brake nylon tube)	2B478	Insulator assy. (P/S pump)	3-3640, 3D712
Insulator (circuit breaker)	12289	Insulator assy. (rear suspension load)	5899
Insulator (clutch pedal assist spring)	7A630	Insulator assy. (trans. extension housing)	6068
Insulator (eng. front support)	6038	Insulator assy. (trans. gearshift lever opening cover)	7E198
Insulator (eng. front support rebound)	6039	Insulator kit (starter motor field terminal)	11102
Insulator (eng. power pak)	6038	Insulator & post assy. (voltage regulator voltage limiter)	10A519
Insulator (fan shroud)	8B024	Insulator & washer kit (steering shock absorber)	3E655
Insulator (front spring)	5415	Inter axle driveshaft assy.	4557, 4964
Insulator (front suspension radius arm axle end)	3B203	Interior lamp kit (cargo area)	13A713
Insulator (front suspension radius arm mounting bracket end)	3B203	Interior paint	Δ
Insulator (fuel tank)	9240	Interlock (aux. trans. gearshift rod)	7D161
Insulator (fuel tank strap)	9067	Interlock (trans. range & head end splitter)	7B393
Insulator (generator brush holder rivet)	10048	Interlock (transfer case gearshift)	7229
Insulator (generator frame terminal screw outer)	10206	Intermediate coupling shaft assy.	4810, 4886
Insulator (horn blowing contact & spring lower)	13867		
Insulator (muffler heat)	5B294	J	
Insulator (muffler inlet pipe heat)	5B295	Jack assy.	17080
Insulator (muffler outlet pipe)	5281	Jet (carb. governor by-pass)	9973
Insulator (muffler outlet pipe clamp)	5B273	Jet (carb. main metering)	9533
Insulator (non-metallic wiring conduit)	14A240	Jet assy. (carb. power)	9594
Insulator (P/S control valve spool)	3C562	Jet assy. (windshield washer)	17603
Insulator (P/S hose mounting)	3A609	Jewel (direct reading gauges)	13586
Insulator (radiator mounting)	8124-5	Jewel (headlamp beam indicator)	13586
Insulator (radiator support brace)	8A421	Joint (accelerator shaft to carb. rod ball)	9786
Insulator (rear spring bracket rebound pin)	5970	Joint assy. (accelerator pedal to fuel injector lever cable)	9773
Insulator (rear spring center mounting)	5732	Joint assy. (front suspension lower arm)	3050
Insulator (stabilizer bar)	5493	Joint assy. (front suspension upper arm)	3049
Insulator (starter motor brush holder)	11062	Joint assy. (speedo. angle drive)	17A270
Insulator (starter motor field terminal)	11107	Joint assy. (tachometer angle drive)	17A270
Insulator (starter motor front end plate)	11431	Joint assy. (trans. control rod ball)	7B081
Insulator (starter motor grounded brush plate)	11A040	Joint assy. (trans. gearshift control rod front)	7A134
Insulator (starter motor grounded brush spring pin)	11A045	Joint assy. (trans. gearshift control rod rear)	7B170
Insulator (starter motor insulated brush plate)	11A041	Joint assy. (trans. gearshift lever)	7A134
Insulator (starter motor relay terminal)	11A011	Joint kit (front axle shaft universal)	3249
Insulator (starter motor switch)	11068	Joint kit (steering column coupling shaft slip yoke)	3815
Insulator (starter motor switch spring)	11181	Jumper (alternator brush spring to field terminal)	10A342
Insulator (steering column bracket cover)	3E544		
Insulator (steering column lower flange)	3B564	K	
Insulator (steering wheel horn ring)	3673	Key (brake booster valve plunger stop)	2B132
Insulator (thermostat choke control outlet tube)	9865	Key (door lock blank)	3685
Insulator (top control circuit breaker stud)	15A691	Key (eng. camshaft gear & thrust collar)	6B317
Insulator (trans. aux. shift control tube)	7D260	Key (eng. crankshaft gear to crankshaft)	6B316
Insulator (trans. control selector)	7A022	Key (eng. valve spring retainer)	6518
Insulator (trans. gearshift lever)	7246	Key (flywheel mounted P.T.O. output shaft)	7A754
Insulator (trans. gearshift selector arm)	7341		
Insulator (trans. rear mount)	7010, 7B248, 7E373		
Insulator (transfer case mounting plate)	7010		
Insulator (turn indicator switch wiring)	13A312		
Insulator (voltage regulator base)	10547		

Δ Refer to page 1 of Paint Section

INDEX

PART NAME	GROUP NUMBER	PART NAME	GROUP NUMBER
K - cont'd.		L - cont'd.	
Key (front axle spindle arm)	3138, 4243	Lamp assy. (eng. compt.)	15702
Key (front axle steering arm)	4243	Lamp assy. (fog)	15200
Key (ignition lock blank)	3685	Lamp assy. (front turn indicator outboard type)	13368
Key (P/S pump pulley)	3-3557	Lamp assy. (headlamp dimmer control)	13360
Key (P/S pump rotor shaft)	3B595	Lamp assy. (instrument panel cargo lamp indicator)	10C915
Key (rear axle driven gear)	4243, 4742	Lamp assy. (instrument panel glow plug indicator warning)	10A972
Key (speedo. drive)	17A259	Lamp assy. (interior)	13776
Key (starter motor driveshaft)	11A012	Lamp assy. (map)	15650
Key (trans. aux. counter shaft)	7B220	Lamp assy. (marker)	15A201, 15442
Key (trans. counter shaft gear)	7B220	Lamp assy. (marker lamp)	13368
Key (trans. flywheel mounted P.T.O. clutch release piston)	7A665	Lamp assy. (oil pressure warning)	10A962
Key (trans. high range rear drive gear)	7B220	Lamp assy. (parking)	13200-1, 13368
Key (trans. low range drive gear)	7B220	Lamp assy. (power divider differential lockout warning)	10A960
Key (trans. main shaft gear)	7B220	Lamp assy. (rear)	13404-5
Key (trans. output shaft fourth speed gear)	7B220	Lamp assy. (rear license)	13550
Key (trans. P.T.O. shaft washer)	7B220	Lamp assy. (trans. control selector)	15A801
Key (trans. reverse idler gear)	7B220	Lamp assy. (trans. retarder oil temperature warning)	10A961
Key & pin assy. (trans. main shaft)	7B220	Lamp assy. (turn indicator)	13368
King pin (front wheel spindle)	3115	Lamp assy. (turn indicator rear)	13360
King pin kit (front wheel spindle)	3111	Lamp assy. (warning indicator)	10C915
KIT - refer to appropriate noun name		Lamp assy. (warning stop)	13368
For example		Lamp assy. (water temperature warning)	10A963
King pin kit (front wheel spindle)	3111	Lamp kit (eng. compt.)	15A700
Knob (A/C air outlet door control)	19B769	Lamp & wiring assy. (brake warning)	10A962
Knob (heater control)	18534	Lamp & wiring assy. (low vacuum warning indicator)	10C962
Knob (lockout hub actuating)	1A029	Latch (battery cover hold down)	10704
Knob (rear axle power divider lockout control)	4503	Latch (cab lock hook release)	5009
Knob (rear wheel parking brake air control valve)	2A736	Latch (hood)	16700-1
Knob (tractor brake air protector valve)	2B495	Latch assy. (eng. cover)	6A082
Knob (trans. control valve)	7D289	Lead (alternator ground)	10A374
Knob (windshield defroster outlet door)	18B350	Lead (starter motor brush to ground)	11491
Knob assy. (A/C control)	17513, 19A962	Lead (starter motor to solenoid)	11A028
Knob assy. (cargo lamp)	17513	Leaf (aux. spring No. 1)	5589
Knob assy. (emergency warning switch)	17513	Leaf (aux. spring No. 2)	5590
Knob assy. (heater)	18519	Leaf (front spring No. 1)	5313
Knob assy. (heater control)	17513	Leaf (front spring No. 2)	5315
Knob assy. (instrument cluster lamp switch)	13K713	Leaf (front spring bottom radius eye)	5320
Knob assy. (radio receiver)	18817	Leaf (rear spring No. 1)	5563
Knob assy. (spotlight control)	17513	Leaf (rear spring No.2)	5565
Knob assy. (trans. P. T. O. control)	7A776	Leaf (rear spring No. 3)	5566
Knob assy. (utility lamp)	17513	Leaf assy. (rear spring radius eye)	5930
Knob assy. (windshield wiper control)	17513	Lens (backup lamp)	15514
Knob & element (cigar lighter)	15052	Lens (cargo lamp)	15514
Knob & insert assy. (carb. choke control)	9703	Lever (accelerator rod to trans. control shaft)	9A874
Knob & shaft assy. (headlamp switch)	11661	Lever (accelerator shaft)	9A884
Knob & wire assy. (rear axle control)	4078	Lever (aux. trans. shift rod)	7A315
L		Lever (brake pedal intermediate)	2466
Lamp (clearance)	15441	Lever (brake shoe adjusting)	2A176-7
Lamp assy. (backup)	15500	Lever (carb. accelerator pump)	9D591, 9919
Lamp assy. (cigar lighter)	15072		

INDEX

PART NAME	GROUP NUMBER	PART NAME	GROUP NUMBER
L - cont'd.		L - cont'd.	
Lever (carb. accelerator pump operating)	9A506	Lever (trans. manual control outer)	7A257
	9529	Lever (trans. parking pawl toggle)	7A121
Lever (carb. choke control)	9D541	Lever (trans. rear band servo actuating)	7A169
Lever (carb. choke control diaphragm)	9J553	Lever (trans. retarder control valve)	7-7903
Lever (carb. choke shaft)	9551	Lever (trans. reverse gearshift)	7290
Lever (carb. choke thermostat)	9A754	Lever (trans. shift rod)	7A315
Lever (carb. fast idle adjusting)	9538	Lever (trans. third & fourth shifter fork cam & shaft shift)	7285
Lever (carb. fast idle cam)	9F577	Lever (trans. throttle control outer)	7A259, 7-7283
Lever (carb. float bowl vent actuating)	9D585	Lever (transfer case control)	7210
Lever (carb. secondary throttle diaphragm)	9583	Lever (windshield wiper motor park switch)	17B549
Lever (clutch forward relay to equalizer rod)	7511	Lever assy. (accelerator shaft)	9761
Lever (clutch master cylinder actuating)	7A700	Lever assy. (brake booster)	2B307-8
Lever (clutch pedal)	7A554	Lever assy. (cab lock control)	5B113
Lever (clutch pedal shaft)	7524	Lever assy. (carb. rod to trans. control shaft)	9A718 9730
Lever (clutch pressure plate release)	7515	Lever assy. (carb. throttle control)	9A514
Lever (clutch release shaft)	7511	Lever assy. (carb. throttle control shaft spring)	9C794
Lever (clutch vertical control)	7B570	Lever assy. (carb. throttle governor)	9B575
Lever (eng. governor throttle control aux.)	18214	Lever assy. (clutch forward relay to vertical rod)	7B564
Lever (fuel pump hand)	9B350	Lever assy. (clutch idler bellcrank)	7B585
Lever (fuel pump rocker arm return spring)	9B354	Lever assy. (clutch release)	7515
Lever (fuel shut-off valve)	9E303	Lever assy. (clutch release shaft)	7B552
Lever (governor control)	12A468	Lever assy. (fuel injection pump control assist)	9F551
Lever (parking brake camshaft control)	2816	Lever assy. (fuel injection pump stop control)	9D501
Lever (parking brake equalizer)	2A605	Lever assy. (fuel injection speed adjuster)	9F555
Lever (parking brake operating)	2A637-8	Lever assy. (hand throttle)	9A514
Lever (parking brake rear cross shaft inner)	2816	Lever assy. (rear axle air shift)	4081
Lever (P/S gear actuator)	3E566	Lever assy. (rear axle electric shift)	4081
Lever (rear axle gearshift knob switch)	4079	Lever assy. (trans. control to accelerator shaft)	7B407
Lever (rear axle power divider differential lockout shift)	4459	Lever assy. (trans. downshift control inner)	7D261
Lever (remote control selector upper)	7A081	Lever assy. (trans. downshift control outer)	7A394
Lever (remote control shift)	7A081	Lever assy. (trans. downshift detent)	7D261
Lever (starter motor drive)	11067	Lever assy. (trans. first & second gearshift)	7290
Lever (trans. aux. shift cylinder operating)	7B285	Lever assy. (trans. front control shaft remote control selector front)	7B171
Lever (trans. control selector neutral)	7B097	Lever assy. (trans. gearshift)	7210
Lever (trans. control valve shaft)	7N152, 7A259	Lever assy. (trans. gearshift first & second)	7315
Lever (trans. cross shaft shift)	7A081	Lever assy. (trans. gearshift idler)	7427, 7466
Lever (trans. first & reverse gearshift)	7B224	Lever assy. (trans. gearshift selector)	7302
Lever (trans. forward & reverse shift control)	7C252	Lever assy. (trans. gearshift tube low & reverse shift)	7303
Lever (trans. front band servo actuating)	7330	Lever assy. (trans. gearshift tube shift)	7302
Lever (trans. front cross shaft remote control gearshift)	7210	Lever assy. (trans. high & intermediate gear shift idler)	7C142
Lever (trans. gearshift)	7B021, 7A027, 7210	Lever assy. (trans. lower ball joint section trans. gearshift)	7B021
Lever (trans. gearshift selector)	7302	Lever assy. (trans. manual control)	7A256
Lever (trans. gearshifter)	7A315	Lever assy. (trans. manual control valve detent)	7A115
Lever (trans. head end splitter control)	7B275	Lever assy. (trans. parking pawl toggle operating)	7A117
Lever (trans. high & intermediate)	7302	Lever assy. (trans. remote control selector rear)	7B171
Lever (trans. intermediate band servo)	7330	Lever assy. (trans. reverse gearshift control)	7C312
Lever (trans. intermediate & high)	7285	Lever assy. (turn indicator)	13305
Lever (trans. intermediate & high cam & shaft shift)	7285	Lever & bushing assy. (carb. choke rod)	9A514
Lever (trans. low & reverse)	7303	Lever & pin (transfer case control)	7E151
Lever (trans. low & reverse cam & shaft)	7290	Lever & pin assy. (trans. inside detent)	7A256
Lever (trans. low & reverse shift)	7290		

INDEX

PART NAME	GROUP NUMBER	PART NAME	GROUP NUMBER
L - cont'd.		L - cont'd.	
Lever & retainer assy. (clutch pressure plate release)	7A606	Link (brake adjusting screw)	2A175
Lever & shaft (eng. governor throttle control)	18209	Link (brake cylinder to shoe)	2042
Lever & shaft assy. (carb. secondary throttle plate)	9A592	Link (brake shoe adjusting lever)	2179
Lever & shaft assy. (carb. throttle)	9581	Link (carb. accelerator pump)	9529
Lever & shaft assy. kit (carb. throttle)	9581	Link (carb. dashpot)	9D593
Lever & shaft assy. matched kit (carb. throttle)	9581, 9919	Link (clutch master cylinder plunger)	7A703
Lever & shaft assy. (trans. manual control inner)	7A256	Link (distributor breaker plate)	12A186
Lever & shaft assy. (trans. reverse gearshift)	7290	Link (fuel pump rocker arm)	9381
Lever & shaft assy. (trans. throttle valve control inner)	7D344	Link (fuel shut-off valve)	9E304
Lever & swivel assy. (carb. choke)	9A514	Link (headlamp & radiator guard latch handle)	18422
Lever & swivel assy. (carb. throttle pickup)	9B509	Link (headlamp & radiator guard latch rocker)	18420
Leveler kit (air manual)	5A589	Link (parking brake cable connecting)	2861
Lens (A/C control)	19B892	Link (parking brake lever to primary brake shoe)	2A642
Lens (backup lamp or cargo lamp)	15514	Link (parking brake to trans.)	2630
Lens (cargo lamp)	13783	Link (radiator & headlamp guard latch handle)	18422
Lens (dome lamp)	13783	Link (radiator & headlamp guard latch rocker)	18420
Lens (front turn indicator lamp)	13328-9	Link (transfer case front & rear shift rod)	7B106
Lens (heater control)	18B396	Link (trans. forward & reverse bellcrank)	7B114
Lens (instrument cluster charge indicator warning lamp)	10A937	Link (trans. parking pawl toggle operating lever)	7C495
Lens (instrument cluster warning lamp)	10A936	Link (trans. parking pawl toggle to pawl)	7-7316
Lens (instrument panel turn indicator lamp)	13340	Link (trans. power cylinder anchor bracket)	7B345
Lens (interior lamp)	13734	Link (trans. retarder pedal retracting spring)	7904
Lens (oil pressure indicator warning lamp)	10825	Link (vacuum pump rocker arm)	9310
Lens (parking lamp)	13208-9	Link assy. (A/C air damper door shaft)	19C859
Lens (rear lamp)	13450-1	Link assy. (accelerator bellcrank to carb.)	9A716
Lens (rear license plate lamp)	13564	Link assy. (heater defroster door)	18C568
Lens assy. (marker lamp)	15464	Link assy. (P/S hydraulic control valve & drag)	3304
Lens & bezel (instrument panel parking brake warning lamp)	10A840	Link assy. (steering arm drag)	3A158, 3291
Letter (hood)	16606	Link assy. (steering drag)	3304-5
Letter (tailgate)	16606	Link assy. (trans. control shaft rod)	7B108
Letter "D" (radiator grille panel)	8322	Link assy. (trans. throttle control shaft to trans. rod adjusting)	7B108
Letter "F" (radiator grille panel)	8311, 8316	Link assy. (windshield wiper motor)	17B449, 17542
Letter "O" (radiator grille panel)	8318	Link repair kit (brake adjusting screw)	2042
Letter "R" (radiator grille panel)	8320	Linkage kit (P/S installation)	3C618
Letter kit (hood transfer)	16606	Liquid line (A/C dryer to evaporator)	19C700, 19A709, 19835-7, 19862-3
Letters "Mercury" (radiator grille panel)	8A342	Liquid tire chain	Δ
Lift assy. (cab to frame)	5A361	Lock (brake shoe adjustment)	2B345
Lift & mounting kit (snow plow)	19H537	Lock (exhaust manifold to cylinder head bolt tab)	9A447
Lights & bracket kit (snow plow)	15312	Lock (front axle differential bearing adjuster)	4143
Limiter (carb. idle adjusting needle)	9J500	Lock (rear axle differential bearing adjuster)	4143
Line assy. (fuel tank line to fuel pump flexible)	9288	Lock (rear axle drive gear adjusting screw)	4226
Liner (spring clamp rubber)	5334	Lock (rear axle power divider shaft)	4241, 4441
Lining (front brake shoe)	2021-2	Lock (rear axle universal joint bearing cap)	7128
Lining (parking brake)	2620	Lock (trans. aux. shift lever fulcrum pin)	7155
Lining (rear brake shoe)	2284-5	Lock (trans. input shaft bearing retainer & input hub to impeller bolt tab)	7A451
Lining kit (brake shoe)	2001, 2007	Lock assy. (cab retaining arm)	5010
Link (A/C air damper door shaft)	19A600	Lock assy. (side mounted spare wheel with keys)	1386
Link (brake adjusting lever)	2A175	Lock assy. (steering column position)	3D616
		Locking differential kit (rear axle)	4880

Δ Refer to page 1 of Paint Section

January, 1975

COPYRIGHT © 1975-

FORD MARKETING CORPORATION

-DEARBORN, MICHIGAN

FINAL ISSUE

INDEX

PART NAME	GROUP NUMBER	PART NAME	GROUP NUMBER
L - cont'd.		M - cont'd.	
Lock lubricant	Δ	Motor assy. (windshield wiper)	17508-9
Locknut (eng. valve rocker arm adjusting screw)	6552	Motor oils	Δ
Locknut (rear axle power divider shift collar guide pin)	4A100	Moulding (front fender)	16003-4
Locknut (rear axle power divider shift fork set screw)	4A099	Moulding (front fender wheel opening)	16038-9
Lockplate (rear axle oil filter)	4A321	Moulding (hood)	16856
Lock ring (free running hub inner coupling)	1080	Moulding (hood front center)	16958
Lock ring (pulley to bearing)	8576	Moulding (hood side)	16722-3, 16732-3
Lock ring (rear axle power divider shifter collar)	4A101	Moulding (radiator grille center)	8419
Lockwasher (rear spring seat clamp)	5A614	Moulding (radiator grille opening)	8419
Lockwasher (rear spring seat end)	5A605	Mounting kit (bumper winch)	19F536
Lockwasher (trans. case stud)	7C208	Mounting kit (compressor bracket)	2A956
Lubricants	Δ	Mounting kit (eng. gauge)	10B946
Lubricator (rear axle differential)	4159, 4359	Mounting kit (license plate rear)	12734
Lug (voltage regulator base plate)	10578	Muffler	5230
		Muffler & tube assy. (A/C compressor)	2997
M		N	
Magnet assy. (fuel pump filter)	9360	Neck & bracket assy. (eng. oil filler hose)	6784
Main shaft & quill assy. (trans.)	7061	Needle (carb. idle adjusting)	9541
Manifold (brake air supply)	2B280	Nipple (brake booster hose)	2364
Manifold (eng. fuel supply)	9E317	Nipple (trans. air hose)	7B418
Manifold (intake)	9424-5	Nipple assy. (brake compressor air hose inlet)	2A995
Manifold assy. (exhaust)	9430-1	Nozzle (windshield defroster hose)	18490-1
Manifold assy. (exhaust air supply)	9B445	Nozzle (windshield washer)	17A602
Manifold & check valve assy. (brake vacuum booster)	2B013	Nozzle (windshield washer reservoir)	17A629
Manifold & thermostat assy. (exhaust 6 cylinder)	9426	Nozzle assy. (carb. pump discharge)	9577
Marker lamp (outside mirror)	15441	Nozzle assy. (eng. primer)	9D838
Marker lamp kit	15442	Nozzle assy. (fuel injector)	9E527
Mask (A/C control lens)	18D262	Nozzle assy. (intake manifold pre-heater)	9A443
Mask (heater control lens)	18D262	Nozzle assy. (windshield washer)	17666
Mask (instrument cluster)	10890-4	Nozzle & connector assy. (windshield defroster)	18A636-7
Mask (trans. control selector dial)	15840	Nut (air brake chamber lock)	2B001
Mast assy. (radio antenna replacement)	18A886	Nut (alternator rotor shaft rear)	10A333
Medallion (A/C register)	19A551	Nut (aux. trans. output shaft overdrive gear)	7B208
Medallion (hood side)	16B704	Nut (brake adjusting screw)	2223
Member (cab mounting frame side)	5366-7	Nut (brake air booster body piston packing retainer)	2033
Member assy. (cab mounting frame center)	5A379	Nut (brake air chamber release bolt)	2F472
Member assy. (cab mounting frame front)	5A380	Nut (brake booster control tube)	2133
Member assy. (cab mounting frame rear center)	5379	Nut (brake booster diaphragm)	2440
Member & strainer assy. (cab mounting frame rear)	5A374	Nut (brake pipe)	2133
Mirror (rear view outside)	17A700	Nut (brake shoe adjusting screw)	2047
Mirror assy. (rear view inside)	17700	Nut (carb. choke plate adjusting)	9D564
Mirror assy. (rear view outside)	17682-3	Nut (carb. power valve adjusting)	9E503
Mirror & guard assy. (rear view outside less arms)	17B717, 17C732	Nut (clutch release lever adjusting)	7A525,
Mirror kit (rear view outside)	17696, 17A721	Nut (coupling shaft flange retaining)	4A819
Mirror kit (vanity)	17A679		7538
Modulator (trans. vacuum type)	7A377	Nut (dual rear disc wheel inner)	1132-3
Motor assy. (A/C blower)	19805	Nut (dual rear disc wheel outer)	1134-5
Motor assy. (heater blower)	18527	Nut (eng. connecting rod)	6212
Motor assy. (rear axle electric shift)	4100	Nut (eng. oil pump screen cover & inlet tube)	6673
		Nut (eng. valve rocker arm stud)	6A529
		Nut (front axle spindle outer lock)	3276
		Nut (front axle wheel bearing adjusting)	3295

Δ Refer to page 1 of Paint Section

INDEX

PART NAME	GROUP NUMBER	PART NAME	GROUP NUMBER
N - cont'd.		N - cont'd.	
Nut (front fender apron & radiator support hold down)	16B166	Nut (trans. air control valve plunger)	7C037
Nut (front hub bolt)	1012	Nut (trans. aux. main shaft stop)	7B364
Nut (front spring "U" bolt)	5456	Nut (trans. control valve plunger)	7C037
Nut (front suspension ball joint retaining)	3A049-50	Nut (trans. counter shaft)	7B208
Nut (front wheel spindle)	3104	Nut (trans. counter shaft bearing retainer)	7198
Nut (fuel injector nozzle spring cap)	9F540	Nut (trans. counter shaft rear bearing retainer)	7198
Nut (fuel injector oil seal retaining)	9K532	Nut (trans. head end splitter control cable locking)	7B279
Nut (fuel line)	9232	Nut (trans. high range counter shaft)	7045
Nut (fuel pump manual control)	9A389	Nut (trans. input shaft)	7045, 7B208
Nut (headlamp adjusting)	13181	Nut (trans. input shaft bearing retainer)	7045
Nut (headlamp switch)	11650	Nut (trans. low range counter shaft rear bearing)	7B208
Nut (instrument panel fuel tank selector switch)	11650	Nut (trans. output shaft drive gear)	7198
Nut (marker lamp switch retainer)	15A413	Nut (trans. output shaft gear bearing retainer)	7B364
Nut (parking brake equalizer rod)	2A796	Nut (trans. output shaft rear bearing)	7045, 7062
Nut (P/S gear sector shaft)	3E561	Nut (trans. rear bearing retainer)	7B364
Nut (P/S pump hub retaining)	3K559	Nut (trans. shift cylinder range control cable adapter)	7C036
Nut (P/S pump reservoir lock)	3E630	Nut (wheel)	1120-1
Nut (rear axle bearing adjusting)	4255	Nut (windshield wiper control)	17512
Nut (rear axle carrier to housing stud)	4322	Nut assy. (air cleaner wing)	9D632
Nut (rear axle drive pinion)	4252	Nut assy. (clutch retracting spring return)	7B559
Nut (rear axle drive pinion flange)	4320	Nut assy. (rear suspension support beam)	5A608
Nut (rear axle driven gear thrust block adjusting screw)	4391	Nut & Ferrule assy. (exhaust air supply)	9B471
Nut (rear axle elastic stop)	4A130	Nut & locking pin (rear wheel bearing)	4255
Nut (rear axle gear case bolt)	4322	Nut & pin (front axle wheel bearing adjusting)	3294
Nut (rear axle housing)	4A142		
Nut (rear axle hub bolt)	1120-1	O	
Nut (rear axle shift fork pivot bolt)	4571	Odometer assy. (speedo.)	17428
Nut (rear axle shift housing cover)	4A201	Oil cooler kit (trans. aux.)	7K177
Nut (rear axle torque arm bolt)	4330	Oiler (distributor housing)	12135
Nut (rear axle torque arm end pin)	4A154	Oiler (rear axle power divider lockout shift cylinder)	4550
Nut (rear axle torque arm retaining)	4611	Oiler (starter motor drive bushing)	11221
Nut (rear axle wheel bearing adjusting)	4255	Oil filter element & gasket kit (trans. oil pan)	7A203
Nut (rear brake adjusting bolt)	2223	Oils	Δ
Nut (rear hub bolt)	1012	Oil seal (clutch master cylinder plunger)	7A705
Nut (rear spring center bolt hex.)	5722	Oil seal (distributor governor shaft)	12476
Nut (rear spring clamp bolt)	5725	Oil seal assy. (rear axle)	1181
Nut (rear spring "U" bolt)	5456, 5A604	Oil seal kit (inner front spindle)	1190
Nut (rear suspension bar clamp bolt)	5A615	Oil seal kit (rear wheel inner)	1175
Nut (rear suspension hanger retainer lock)	5881	Orifice (P/S pump tube seat)	3A700
Nut (rear suspension locating bolt retaining)	5A609	"O" ring (A/C seal kit)	19B596
Nut (rear suspension support beam to axle housing)	5886	"O" ring (booster control valve piston stop)	2378
Nut (rear torque arm end pin)	5A601	"O" ring (carb. balance tube)	9609
Nut (rear view outside mirror remote control)	17B732	"O" ring (carb. float bowl tube connector seal)	9229
Nut (rear wheel bearing)	4252, 4254	"O" ring (carb. fuel valve seat)	9609
Nut (spare wheel carrier bolt)	1462	"O" ring (distributor base to block) - Refer to Section 120	7A294
Nut (spare wheel carrier hinge bolt)	1476	"O" ring (distributor seal base to block)	7A294
Nut (starter motor pinion stop)	11362	"O" ring (eng. cylinder sleeve)	6C004, 6C005
Nut (starter motor terminal plate sealing)	11A053	"O" ring (free running hub knob)	1A030
Nut (steering gear ball rack adjusting lock)	3B539		
Nut (steering gear sector shaft adjusting)	3539		
Nut (steering gear worm thrust bearing)	3707		

Δ Refer to page 1 of Paint Section
January, 1975

COPYRIGHT © 1975— FORD MARKETING CORPORATION —DEARBORN, MICHIGAN

FINAL ISSUE

FORD TRUCK PARTS

INDEX

PART NAME	GROUP NUMBER	PART NAME	GROUP NUMBER
O - cont'd.		P - cont'd.	
"O" ring (front hub) - Refer to parts list in Section 40A	7C099, 7A294	Paint	Δ
"O" ring (P/S control valve spool)	3-3697	Pan assy. (eng. oil)	6675
"O" ring (P/S gear control valve cover)	3754	Pan assy. (trans. oil)	7A194
"O" ring (P/S gear hydraulic control valve)	3329	Panel (A/C evaporator case)	19801-3
"O" ring (P/S pump flow director)	3-3618	Panel (A/C register trim)	19C874
"O" ring (P/S pump oil reservoir orifice)	3-3547	Panel (A/C unit top)	19802
"O" ring (P/S pump reservoir orifice reinforcement)	3-3549	Panel (fan shroud)	8147-8
"O" ring (P/S pump valve cap)	3-3618	Panel (front fender)	16015-6
"O" ring (tachometer driven gear oil seal)	17383	Panel (fuse junction)	14A068
"O" ring (trans. aux. shift piston)	7288	Panel (headlamp)-repair	16018-9
"O" ring (trans. aux. shift yoke bar)	7B411	Panel (heater plenum chamber)-rear	18A585
"O" ring (trans. cylinder housing)	7B411	Panel (hood center)	16A724
"O" ring (trans. rear band servo piston oil)	7423	Panel (hood side)	16618-9
"O" ring (trans. reverse idler retainer)	12143	Panel (hood side air cleaner)	16B668
"O" ring (trans. shift cylinder seal)	7B411	Panel (instrument cluster opening)	10848
"O" ring repair kit (trans. throttle valve & manual selector)	7B331	Panel (radiator grille opening lower)	8188
Ornament (front fender side)	16188, 16228-9	Panel (radiator grille opening upper)	8190
Ornament (hood front)	16607, 16637	Panel (running board apron)	16506-7
Ornament (hood side name plate)	16A637	Panel assy. (A/C control)	19808
Ornament (radiator grille)	8259	Panel assy. (A/C register)	19C875
Outlet (windshield defroster)	18A449	Panel assy. (A/C unit top)	18C447
Outlet & wiring assy. (trailer)	14A341	Panel assy. (fuse junction)	14A067
Overhaul kit (rear axle drive)	4A216	Panel assy. (heater control)	18A651
		Panel assy. (heater unit top)	18C447
		Panel assy. (radiator grille opening side)	8150-1
		Panel assy. (radiator grille to lower panel)	8218
		Parking brake kit (camshaft replacement)	2A710
		Pawl (parking brake lever)	2786
		Pawl (trans. overdrive balk ring & gear sliding)	7690
		Pawl (trans. parking)	7A441
		Pawl (turn indicator switch)	13309
		Pedal (air brake)	2454
		Pedal (clutch)	7519-20
		Pedal assy. (accelerator)	9735
		Pedal assy. (brake)	2455
		Pedal assy. (trans. retarder control valve)	7C171
		Pilot (trans. converter cover)	7954
		Pin (accelerator bellcrank)	9B721
		Pin (accelerator shaft to pedal rod)	9D804
		Pin (alternator brush mounting)	10B372
		Pin (body lift pump plug cross)	5A386
		Pin (brake adjusting lever)	2108
		Pin (brake air chambers release bolt lock)	2C472
		Pin (brake caliper locating)	2B296
		Pin (brake master cylinder secondary piston stop)	2A511
		Pin (brake pedal clevis)	2489
		Pin (brake pedal pivot)	2A517
		Pin (brake shoe anchor)	2027
		Pin (brake shoe hold down spring)	2069
		Pin (brake vacuum pump body locating)	2K135
		Pin (brake vacuum pump drive flange)	2A535
		Pin (cab forward hinge)	5A372
		Pin (cab lock housing)	5C372
		Pin (carb. accelerator pump overtravel spring)	9C711
		Pin (carb. air cleaner retainer)	9C631
		Pin (carb. fast idle adjusting lever)	9579
P			
Package tray (A/C adapter)	19C604		
Packing (eng. crankshaft rear)	6701		
Packing (eng. oil pan front)	6707		
Pad (anti-squeak radiator supply tank strap)	8B420		
Pad (brake pedal plate)	2457		
Pad (brake pedal rubber)	2454		
Pad (clutch pedal rubber)	2454		
Pad (front fender side reflector)	13A082		
Pad (front reflector mounting)	13A375		
Pad (front turn indicator lamp)	13332		
Pad (front turn indicator outboard lamp mounting)	13A326		
Pad (fuel injector pump driving coupling)	9F520		
Pad (fuel tank insulator)	9075		
Pad (hood)	16740		
Pad (hood side reflector)	16B896		
Pad (horn blowing ring pressure)	13A813		
Pad (marker lamp mounting)	15A403		
Pad (parking lamp)	13217		
Pad (radiator grille opening side panel mounting)	8A328		
Pad (rear lamp mounting)	13420-1		
Pad (rear license plate lamp mounting)	13572		
Pad (rear reflector mounting)	13A493		
Pad (stereo tape player cover)	19A113		
Pad (trans. gearshift lever opening cover)	7E074		
Pad assy. (bumper guard)	17A812		
Pad & seal assy. (booster mounting)	2A399		

Δ Refer to page 1 of Paint Section

INDEX

PART NAME	GROUP NUMBER	PART NAME	GROUP NUMBER
P - cont'd.		P - cont'd.	
Pin (carb. governor spring)	9B574	Pin (starter motor grounded brush spring)	11A044
Pin (carb. power valve)	9G558	Pin (starter motor insulated brush spring)	11A048
Pin (clutch disc driven plate stop)	7628	Pin (starter motor lever retaining)	11139
Pin (clutch master cylinder actuating lever)	7A748	Pin (starter motor yoke center)	11079
Pin (clutch master cylinder plunger)	7A749	Pin (trans. air valve actuating)	7A507
Pin (clutch master cylinder pressure valve)	7A711	Pin (trans. aux. gear shifter rod)	7235
Pin (clutch pedal clevis)	7588	Pin (trans. aux. shift lever fulcrum or trunnion)	7B073
Pin (distributor breaker plate)	12418	Pin (trans. aux. yoke bar shifting)	7238
Pin (eng. cover hinge)	6B041	Pin (trans. case dowel)	7B362, 7D362
Pin (eng. crankshaft rear oil seal)	6A302	Pin (trans. front band anchor)	7E243
Pin (eng. piston)	6135	Pin (trans. front band servo piston guide)	7A163
Pin (eng. rocker arm shaft plug retaining)	6A533	Pin (trans. gearshift interlock rod)	7235, 7C316
Pin (free running hub drive)	1094	Pin (trans. gearshift lever connecting)	7212
Pin (free running hub stop)	1095	Pin (trans. gearshift lever to housing)	7221
Pin (front axle spindle)	3115	Pin (trans. gearshift rod interlock)	7235
Pin (front axle spindle pin locking)	3122	Pin (trans. gearshift tube fulcrum)	7C025
Pin (front disc brake caliper locating)	2B296	Pin (trans. gearshift tube lever)	7337
Pin (front spring bracket rebound)	5A341	Pin (trans. gearshifter lock plunger)	7235
Pin (fuel injection drive gear to hub dowel)	9B574	Pin (trans. gearshifter shaft interlock)	7235
Pin (fuel pump rocker arm)	9378	Pin (trans. gear sleeve lock)	7B359
Pin (headlamp & radiator grille guard hinge)	18415	Pin (trans. output shaft fourth speed gear bearing race lock)	7191
Pin (headlamp & radiator grille guard latch link)	18414	Pin (trans. output shaft lock)	7191
Pin (lockout hub retaining cap)	1A025	Pin (trans. output shaft overdrive gear sleeve)	7A654
Pin (parking brake bellcrank pivot)	2B663	Pin (trans. output shaft rear bearing sleeve)	7C018
Pin (parking brake handle locking)	2819	Pin (trans. parking pawl)	7-7312
Pin (parking brake lever)	2859	Pin (trans. parking pawl toggle lever)	7A244, 7A295
Pin (P/S control valve stop screw link)	3477	Pin (trans. parking pawl toggle link)	7E415
Pin (P/S cylinder mounting)	3794	Pin (trans. parking pawl toggle link to pawl)	7-7318
Pin (P/S gear control valve locating)	3E621	Pin (trans. parking pawl toggle operating lever support)	7A119
Pin (P/S gear worm adjusting)	3D772	Pin (trans. parking pawl torsion spring lever)	7-7308
Pin (P/S pump rotor drive)	3D710	Pin (trans. pinion bushing lock)	7191
Pin (P/S pump rotor shaft)	3-3633	Pin (trans. rocker arm pivot)	7093
Pin (radiator grille & headlamp guard hinge)	18415	Pin (trans. servo actuating lever shaft)	7-7356
Pin (radiator grille & headlamp guard latch link)	18414	Pin (trans. shift fork lock)	7235
Pin (rear air brake shoe retracting spring)	2341	Pin (trans. shifter interlock)	7235
Pin (rear air brake shoe to cam roller)	2045	Pin (trans. throttle pressure booster retainer)	7D375
Pin (rear axle bevel pinion adjuster nut)	4256	Pin (transfer case interlock)	7235
Pin (rear axle clutch gear collar)	4053	Pin (windshield wiper motor)	17B563
Pin (rear axle differential bearing cap & carrier guide)	4A106	Pin (windshield wiper motor contact operating)	17B564
Pin (rear axle differential shift fork roller)	4053	Pin assy. (rear axle air shift push rod)	4A199
Pin (rear axle electric shift drive lever)	4085	Pin assy. (trans. control selector tube fulcrum)	7C091
Pin (rear axle high speed clutch plate)	4154	Pin & bushing kit (front wheel spindle)	3111
Pin (rear axle planetary gear)	4029	Pinion (front axle differential)	4215
Pin (rear axle power divider shift collar guide)	4A095	Pinion (rear axle differential)	4215
Pin (rear axle thru shaft rear nut retainer)	4A150	Pinion (starter motor armature)	11212
Pin (rear axle torque arm ball)	4A166	Pinion (starter motor drive)	11363
Pin (rear axle torque arm compression nut)	4A150	Pinion & barrel (starter motor drive)	11367
Pin (rear brake shoe anchor)	2333	Pinion kit (rear axle)	4215, 4292
Pin (rear brake shoe retracting spring)	2A547	Pipe (brake booster)	2352
Pin (rear spring bracket rebound)	5969	Pipe (eng. cylinder block main oil line)	6021
Pin (rear spring shackie)	5780		
Pin (rear spring shackle)	5780		
Pin (rear spring shackle pin locking)	5782		
Pin (rear torque arm end)	5A597		
Pin (rear wheel bearing lock)	4256		
Pin (starter motor cylinder retaining)	11A069		
Pin (starter motor drive pinion)	11365		

INDEX

PART NAME	GROUP NUMBER	PART NAME	GROUP NUMBER
P - cont'd.		P - cont'd.	
Pipe (eng. oil filler)	6763, 6784	Piston (trans. splitter shift cylinder)	7233
Pipe (eng. oil filler & level indicator)	6A758	Piston assy. (brake booster body)	2395
Pipe (muffler crossover)	5246	Piston assy. (brake booster hydraulic cylinder)	2368
Pipe (muffler inlet)	5245-8	Piston assy. (carb. accelerator pump)	9B544
Pipe (muffler inlet crossover)	5267	Piston assy. (eng.)	6108
Pipe (muffler inlet extension)	5A212	Piston assy. (rear brake air chamber)	2B027 2A464
Pipe (muffler outlet)	5255	Piston assy. (trans. intermediate band servo)	7D021
Pipe (radiator hose extension)	8290-1	Piston assy. (trans. rear clutch)	7D157
Pipe (trans. oil filter intake)	7A160	Piston assy. (wheel brake cylinder)	2194
Pipe assy. (check valve to brake vacuum booster lower)	2362	Piston & guide pin assy. (trans. front band servo)	7A164
Pipe assy. (check valve to brake vacuum booster upper)	2349	Piston repair kit (P/S cylinder)	3C656
Pipe assy. (fuel tank air relief)	9023	Piston & seal assy. (trans. reverse band servo)	7D189
Pipe assy. (fuel tank filler)	9034	Pivot (brake shoe adjusting lever)	2C176
Pipe assy. (oil filler)	6784	Pivot (clutch release equalizer engine mounting)	7A535
Pipe assy. (rear axle control valve to intake manifold)	4043	Pivot (clutch release equalizer shaft ball inner)	7A531
Pipe & cap (eng. oil filler)	6B612	Pivot (trans. gearshift lever)	7K179
Pipe hanger kit (exhaust system)	5260	Pivot (trans. reverse gearshifter arm)	7236
Piston (body lift pump)	5A391	Pivot assy. (trans. first & reverse gearshift lever)	7B225
Piston (brake booster control valve)	2396	Pivot shaft & connecting arm assy. (windshield wiper)	17588-9
Piston (brake cylinder)	2196	Planet assy. (trans. forward)	7A398
Piston (brake master cylinder)	2169	Planet assy. (trans. reverse)	7D006
Piston (carb. choke)	9840	Plate (A/C compressor valve)	19656
Piston (carb. deceleration pop valve)	9975	Plate (A/C evaporator case mounting)	19804
Piston (carb. power valve)	9A565	Plate (A/C evaporator trim)	19A646
Piston (clutch master cylinder)	2169, 7A706	Plate (A/C motor mounting)	18581
Piston (clutch slave cylinder)	7A514	Plate (alternator negative conductor)	10B371
Piston (flywheel mounted P.T.O. clutch release)	7A660	Plate (alternator positive conductor)	10B330
Piston (front wheel brake cylinder)	2196	Plate (ballast resistor mounting transistorized ignition)	14A274
Piston (P/S cylinder)	3A544	Plate (brake air chamber piston)	2C464
Piston (P/S gear)	3A544	Plate (brake booster mounting bracket)	2A476
Piston (rear axle air shift)	4038	Plate (brake booster support)	2A394
Piston (rear axle power divider lockout shift)	4623	Plate (brake master cylinder piston stop)	2188
Piston (trans. aux. shift)	7233	Plate (brake pedal support)	2A416
Piston (trans. clutch)	7A262	Plate (brake shoe anchor pin guide)	2028
Piston (trans. converter lockup clutch)	7A810	Plate (brake vacuum booster diaphragm)	2394
Piston (trans. front band servo)	7A260	Plate (brake vacuum pump oil seal rear)	2A555
Piston (trans. front band servo release)	7366	Plate (cab counter balance spring mounting bracket)	5A125
Piston (trans. front clutch)	7A262	Plate (carb. air cleaner mounting)	9B868
Piston (trans. high clutch)	7A409	Plate (carb. backfire relief)	9543
Piston (trans. high splitter clutch)	7A411	Plate (carb. choke)	9545
Piston (trans. hole gearshift)	7233	Plate (carb. throttle)	9585
Piston (trans. intermediate band servo)	7D022	Plate (carb. throttle control bracket)	9960
Piston (trans. intermediate clutch)	7-7802	Plate (carb. throttle shaft housing backup)	9B506
Piston (trans. low & reverse clutch)	7D343	Plate (clutch master cylinder piston stop)	2188
Piston (trans. low splitter clutch)	7A408	Plate (clutch release equalizer bracket mounting)	7B588
Piston (trans. range clutch)	7A408	Plate (compass mounting)	19D503
Piston (trans. rear band servo)	7A266	Plate (coupling shaft support)	4831
Piston (trans. rear band servo accumulator)	7A266	Plate (cowl side name)	16720-1
Piston (trans. rear clutch)	7-7514	Plate (door name)	16098
Piston (trans. reverse clutch)	7D402	Plate (emergency warning switch mounting)	15A598
Piston (trans. shift cylinder)	7B365	Plate (eng. air cleaner tube mounting)	9C626
		Plate (eng. camshaft thrust)	6269

INDEX

PART NAME	GROUP NUMBER	PART NAME	GROUP NUMBER
P - cont'd.		P - cont'd.	
Plate (eng. camshaft thrust lock)	6K252	Plate (rear axle differential clutch)	4214, 4A325, 4945
Plate (eng. crankshaft bearing bolt locking)	6A348	Plate (rear axle differential clutch spring preload)	4A326
Plate (eng. cylinder front cover locking)	6C007	Plate (rear axle differential gear clutch)	4947
Plate (eng. flywheel reinforcing)	6A366	Plate (rear axle high speed clutch)	4040
Plate (eng. flywheel to crankshaft locking)	6431	Plate (rear axle strainer)	4417
Plate (eng. flywheel to trans. adapter)	6A370	Plate (rear spring clip)	5708
Plate (eng. front insulator reinforcement)	6A057	Plate (rear spring rebound bracket)	4A125
Plate (eng. front support insulator bracket)	6A068	Plate (rear spring seat end)	5A567
Plate (eng. front support insulator spacer)	6-6056	Plate (rear spring wear)	5A566
Plate (eng. oil pan filler adapter)	6A833	Plate (rear view outside mirror arm pivot)	17B744
Plate (eng. oil pump body)	6616	Plate (remote control mirror)	17B733
Plate (eng. oil pump inlet locking)	6A736	Plate (spare wheel retaining)	1424
Plate (eng. rear support insulator spacer)	6-6083	Plate (speedo. mounting)	17289
Plate (eng. spacer)	6K300	Plate (starter motor brush holder connector)	11A039
Plate (eng. stop warning indicator)	10D856	Plate (starter motor center bearing)	11395
Plate (eng. valve push rod cover reinforcement)	6A523	Plate (starter motor cylinder rear end)	11A070
Plate (frame cross member mounting)	5B030	Plate (starter motor front end rear)	11131
Plate (front door name)	16720-1	Plate (starter motor relay contact)	11489
Plate (front fender name)	16098, 16720-1	Plate (starter motor solenoid terminal)	11A029
Plate (front shock absorber bracket lower)	18126-7	Plate (starting fluid reservoir mounting)	9A118
Plate (front spring clip)	5458	Plate (steering column opening cover)	3B633
Plate (front tow hook bolt latch)	17C797	Plate (steering column support)	3E656
Plate (fuel injection pump drive coupling)	9A550	Plate (steering gear housing end)	3568, 3597
Plate (fuel pump valve retainer)	9361	Plate (trans. air filter bracket mounting)	7B231
Plate (fuel tank cover)	9074	Plate (trans. air valve adapter)	7316, 7B354
Plate (fuel tank selector valve reinforcement)	9197	Plate (trans. aux. case cover reinforcing)	7B346
Plate (fuel tank skid)	9A147	Plate (trans. aux. clutch sliding)	7B338
Plate (heater cover)	18B467	Plate (trans. aux. direct clutch pressure)	7332
Plate (heater housing core)	18A488	Plate (trans. aux. front bearing)	7119
Plate (heater inlet duct retaining)	18A452	Plate (trans. aux. reduction clutch)	7B338
Plate (heater motor mounting)	18581	Plate (trans. aux. reduction clutch pressure)	7333
Plate (hood aux. catch striker)	16918	Plate (trans. clutch driven)	7B442
Plate (hood catch)	16874	Plate (trans. clutch intermediate apply)	7A406
Plate (hood hinge mounting)	16A734-5	Plate (trans. clutch pressure)	7B066
Plate (hood rear reinforcement)	16C778-9	Plate (trans. control valve)	7E170
Plate (hood side name)	16720-1	Plate (trans. converter lockup clutch piston)	7-7697, 7A807
Plate (hood stabilizer)	16C700	Plate (trans. counter shaft gear thrust)	7119, 7128
Plate (horn button or ring contact)	13A808	Plate (trans. counter shaft & reverse idler shaft)	7155
Plate (horn button or ring index)	13A809	Plate (trans. counter shaft & reverse idler shaft lock)	7155
Plate (horn switch brush)	13A823	Plate (trans. cover to lower valve body separating)	7734
Plate (indicator mounting instrument cluster)	10B978	Plate (trans. forward clutch)	7B066, 7B442
Plate (instrument cluster back)	10848	Plate (trans. fourth range clutch)	7B066, 7B442
Plate (instrument cluster control mounting)	10A885	Plate (trans. gearshift lever opening cover)	7B233
Plate (instrument cluster ignition switch mounting)	10A860	Plate (trans. gearshift lever opening trim)	7D358
Plate (instrument cluster trim)	10A980	Plate (trans. high range clutch)	7A450
Plate (lockout hub retaining)	1A050	Plate (trans. high range clutch reaction)	7B042
Plate (oil pressure gauge back)	9302	Plate (trans. high range & high splitter clutch)	7A405
Plate (P/S cylinder end)	3797-8	Plate (trans. high splitter & high range clutch reaction)	7A450
Plate (P/S cylinder hydraulic control valve sleeve)	3C524		
Plate (P/S drag link hydraulic control valve sleeve)	3C524		
Plate (P/S gear control valve end)	3E582		
Plate (P/S pump pressure)	3D590, 3A645		
Plate (P/S pump retainer end)	3D589		
Plate (radiator grille side panel pad)	8B174		
Plate (radiator support insulator)	8126		
Plate (radio escutcheon mounting)	18A955		

INDEX

PART NAME	GROUP NUMBER	PART NAME	GROUP NUMBER
P - cont'd.		P - cont'd.	
Plate (trans. intermediate clutch friction)	7B046	Plate assy. (radiator grille opening panel reinforcement)	8C011
Plate (trans. intermediate clutch reaction)	7B045	Plate assy. (rear brake air chamber pressure)	2A475
Plate (trans. low & reverse clutch)	7A412	Plate assy. (rear brake backing)	2211-2
Plate (trans. low & reverse clutch apply)	7A406, 7A407	Plate assy. (rear bumper arm mounting)	17A949
Plate (trans. low & reverse clutch friction)	7B046	Plate assy. (trailer brake air hose adapter cover)	2A340
Plate (trans. low & reverse clutch reaction)	7B045	Plate assy. (trans. clutch)	7B164
Plate (trans. main control lower valve body cover)	7729	Plate assy. (trans. gearshift lower opening cover)	7C309
Plate (trans. main control lower valve body end)	7-7014	Plate assy. (trans. oil transfer)	7A445
Plate (trans. main control separating)	7A008	Plate assy. (trans. park rod support)	7D414
Plate (trans. main control side)	7-7739	Plate assy. (vacuum pump rotor seal)	2A537
Plate (trans. main control upper valve body)	7A393, 7A396	Plate & anti-squeak assy. (frame to sub-frame)	5368-9
Plate (trans. oil filter retainer)	7C014	Plate & bearing assy. (carb. throttle shaft housing)	9B506
Plate (trans. oil pressure regulator body separating)	7A142	Plate & bracket assy. (fuel tank cover)	9074
Plate (trans. output shaft retainer)	7155	Plate & brush assy. (generator rear end)	10050
Plate (trans. output shaft second speed synchronizer shifting)	7164	Plate & bushing (starter motor brush end)	11049-50
Plate (trans. parking rod guide)	7D419	Plate & bushing assy. (P/S pump)	3D643
Plate (trans. range clutch)	7B045, 7B046, 7B066	Plate & diode assy. (alternator negative)	10377
Plate (trans. rear clutch pressure)	7B437	Plate & diode assy. (alternator positive)	10373
Plate (trans. shift air control valve body cover)	7C034	Plate & drive kit (clutch pressure)	7563
Plate (trans. shift lever stop)	7B226	Plate & frame assy. (distributor)	12303
Plate (trans. slave valve adapter)	7316	Plate kit (distributor)	12A132
Plate (trans. splitter high range clutch reaction)	7A450	Plate & lead assy. (windshield wiper motor brush)	17C470
Plate (trans. splitter low clutch)	7A390	Plate & pin (lockout hub retaining)	1A020
Plate (trans. splitter low clutch reaction)	7A410	Plate & pin assy. (trans. direct synchronizer)	7A044
Plate (trans. throttle pressure booster stop)	7E336	Plate & pin assy. (trans. reduction synchronizer)	7A044
Plate (turn indicator control mounting)	13345	Plate repair kit (trans. splitter & low clutch housing)	7C217
Plate (universal joint lock)	4872	Plate & seal (power brake booster end)	2B093
Plate (vacuum pump oil seal front brake)	2A554	Plate & switch assy. (windshield wiper motor)	17B583
Plate (water filter element support lower)	8A471	Plate & trough assy. (trans. overdrive balk ring & gear)	7665
Plate (water filter element support upper)	8A470	Plug (back panel fuel tank filler pipe opening)	9080
Plate (water filter sump)	8A473	Plug (brake air chamber)	2B031
Plate (water pump orifice)	8K517	Plug (brake booster body)	2A506
Plate assy. (A/C evaporator case mounting)	19C885	Plug (brake booster hydraulic cylinder end)	2369
Plate assy. (A/C housing cover catch striker)	18C664	Plug (brake master cylinder)	2177
Plate assy. (A/C instrument panel register)	19A568	Plug (brake vacuum booster oil)	2A587
Plate assy. (alternator diode negative)	10A378	Plug (brake vacuum pump opening)	2B041
Plate assy. (alternator diode positive)	10A377	Plug (carb. anti-backfire valve)	9C510
Plate assy. (clutch push rod cover)	7A657	Plug (carb. fuel level check)	9562
Plate assy. (distributor breaker)	12151	Plug (carb. idle passage)	9523
Plate assy. (eng. rear)	7007	Plug (clutch master cylinder drain)	7A753
Plate assy. (front brake carrier)	2012-3	Plug (distributor diaphragm)	12A022
Plate assy. (front end)	10139	Plug (eng.)	6026
Plate assy. (heater)	18C557	Plug (eng. camshaft rear bearing)	6266
Plate assy. (heater housing blower & plenum)	18A485	Plug (eng. cylinder head exhaust air supply)	6052
Plate assy. (heater housing cover catch striker)	18C664	Plug (eng. oil filter by-pass valve)	6666
Plate assy. (horn blowing ring contact)	13A832	Plug (eng. oil pan drain)	6730
Plate assy. (instrument cluster back)	10843	Plug (eng. oil pump relief valve)	6A616, 6666
Plate assy. (parking brake support)	2A636	Plug (eng. valve rocker arm shaft)	6572
Plate assy. (P.T.O. drive)	7C061	Plug (exhaust air supply pump relief valve)	9C429
		Plug (fan blade)	8649
		Plug (front axle spindle arm)	3147
		Plug (front axle spindle pin)	3B167
		Plug (front hub vent)	1A131

INDEX

PART NAME	GROUP NUMBER	PART NAME	GROUP NUMBER
P - cont'd.		P - cont'd.	
Plug (fuel injection pump oil filler)	9F556	Plunger (trans. gearshift selector)	7361
Plug (fuel pump rocker arm pin hole)	9A360	Plunger (trans. gearshifter lock)	7233
Plug (intake manifold)	9A450	Plunger (trans. low & reverse gate)	7247
Plug (power brake booster control valve)	2A088	Plunger (trans. manual valve detent)	7D069, 7-7607
Plug (P/S cylinder ball stud)	3328	Plunger (trans. preselection valve)	7B396
Plug (P/S cylinder hydraulic control valve body)	3C546	Plunger (trans. reverse gear)	7247
Plug (P/S drag link ball stud)	3328	Plunger (trans. reverse gearshift interlock)	7233
Plug (P/S drag link hydraulic control valve body)	3C546	Plunger (trans. reverse shift eng.)	7247
Plug (P/S gear control valve)	3E578	Plunger (trans. reverse shift finger)	7247
Plug (P/S gear housing cover)	3E613	Plunger (trans. shifter shaft gate)	7247
Plug (P/S pump valve)	3B591	Plunger (trans. shifter shaft interlock)	7247
Plug (rear axle differential carrier access hole)	4A064	Plunger Assy. (eng. fuel pump primer)	9K347
Plug (rear axle differential carrier cup)	4562	Plunger Assy. (trans. control selector lever)	7D208
Plug (rear axle differential carrier filler)	4046	Pointer (eng. timing)	6023
Plug (rear axle differential carrier oil tube retainer)	4161	Point kit (starter motor contact)	11134
Plug (rear axle heat indicator)	4N025	Point set (distributor arm & breaker)	12171
Plug (rear axle housing filler hole)	4281	Polishes	Δ
Plug (rear axle power divider cover & stud assy.)	4A102	Post (brake adjusting lever)	2A184
Plug (rear axle shift housing switch hole)	4A202	Post (starter motor contact)	11176
Plug (speedo. cable trans. opening)	7A002	Post (voltage regulator voltage limiter contact upper)	10565
Plug (starter motor lever housing)	11A050	Power pack (eng. generator assy.)	6D029
Plug (starter motor oil filler tube)	11A072	Power supply (citizens band transceiver)	18800
Plug (starter motor solenoid plunger spring)	11417	Power take-off kit	7275
Plug (steering gear housing)	3538	Primer Assy. (eng. fuel pump)	9A384
Plug (trans. brake lever stud hole)	7A137	Printed circuit board (alternator kit)	10B301
Plug (trans. drain)	7A002, 7A010	Pulley (A/C compressor)	2884
Plug (trans. forward & reverse stud hole)	7A137	Pulley (alternator)	10344
Plug (trans. gearshift housing interlock hole)	7C211	Pulley (belt idler)	8679
Plug (trans. low & reverse gear shifter fork shaft)	7A107	Pulley (brake air compressor)	2884
Plug (trans. oil metering)	7B358	Pulley (eng. accessory drive)	6A359
Plug (trans. parking plate shaft)	6572	Pulley (exhaust air supply pump)	9B447
Plug (trans. reverse stop plunger spring)	7245	Pulley (fan)	8610
Plug (trans. seat belt warning signal switch opening)	7E461	Pulley (generator)	10130
Plug (trans. shift adjusting hole)	7C147	Pulley (parking brake cable)	2804
Plug (warning indicator lamp opening instrument cluster)	10C979	Pulley (P/S pump)	3A733
Plug Assy. (intake manifold heater)	9A436	Pulley (rear axle drive)	4737
Plug Assy. (trailer lamps)	15A408	Pulley (water pump)	8509
Plunger (air brake shoe actuator adjusting)	2B004	Pulley Assy. (belt idler)	8678
Plunger (air brake shoe actuator anchor)	2B004	Pulley Assy. (eng. crankshaft)	6A301, 6312, 6A359
Plunger (carb. choke lever)	9537	Pulley Assy. (eng. crankshaft outer)	6A312
Plunger (clutch master cylinder)	7A704	Pulley & bracket Assy. (fan)	8625
Plunger (eng. crankcase oil cooler cover relief valve)	6874	Pump (trans. rear oil)	7A149
Plunger (eng. oil pump relief valve)	6674	Pump Assy. (brake vacuum)	2A451
Plunger (starter motor control valve)	11200	Pump Assy. (cab to frame lift)	5A362
Plunger (starter motor relay)	11467	Pump Assy. (eng. oil)	6600
Plunger (starter motor solenoid)	11393	Pump Assy. (exhaust air supply)	9A486
Plunger (trans. air control valve)	7B392	Pump Assy. (fuel)	9350
Plunger (trans. aux. air shift valve control gate)	7322	Pump Assy. (fuel injection)	9A543
Plunger (trans. aux. air valve actuating)	7235, 7B286	Pump Assy. (fuel primer)	9A384
Plunger (trans. gearshift lever)	7247	Pump Assy. (P/S)	3A674
Plunger (trans. gearshift rod)	7233	Pump Assy. (trans. front oil)	7A103
		Pump Assy. (water)	8501
		Pump Assy. (windshield wiper electro vacuum)	17150
		Pump kit (cab lift hard parts)	5B392

Δ Refer to page 1 of Paint Section
January, 1975

INDEX

PART NAME	GROUP NUMBER	PART NAME	GROUP NUMBER
P - cont'd.		R - cont'd.	
Pump & pulley assy. (P/S)	3A696	Reinforcement (cab mounting frame rear center member outer)	5A381
Pump, pulley & bracket assy. (P/S)	3D639	Reinforcement (cab mounting frame rear side member)	5125
Pump repair kit (cab lift)	5A366, 5A375	Reinforcement (clutch release equalizer bar)	7B538
Pump repair kit (fuel)	9349	Reinforcement (cross shaft support)	7E442
Pump repair kit (water)	8591	Reinforcement (eng. valve rocker arm cover flange)	6A523
Pump & reservoir assy. (P/S)	3K514	Reinforcement (frame cross member)	5097-8, 5135-6
Pump, reservoir & pulley assy. (P/S)	3A691	Reinforcement (frame cross member No.2)	5050-1
Pump, reservoir, pulley & bracket assy. (P/S)	3606	Reinforcement (frame cross member to idler arm)	5A013
Push rod (rear brake air chamber)	2A478	Reinforcement (frame rear sidemember)	5B055
R		Reinforcement (frame sidemember to front cross member)	5A123-4
Race (P/S gear worm thrust bearing)	3D773	Reinforcement (frame to radiator support)	5B001
Race (rear axle driving pinion pilot)	4626	Reinforcement (front bumper)	17912
Race (trans. converter stator clutch)	7946-7	Reinforcement (front bumper guard)	17A928
Race (trans. forward clutch to housing thrust)	7946	Reinforcement (front bumper stone deflector)	17A956
Race (trans. forward clutch to hub thrust)	7B456	Reinforcement (front fender apron)	16136-7
Race (trans. front clutch sun gear thrust washer)	7D235-6	Reinforcement (front fender apron lower)	16060
Race (trans. output shaft thrust bearing)	7A387	Reinforcement (front fender mounting)	16C096
Race (trans. overrunning clutch)	7D171, 7B456	Reinforcement (front fender rear lower extension)	16A182
Race (trans. primary sun gear thrust)	7-7549	Reinforcement (front shock absorber mounting)	18A049
Race (trans. reverse idler bearing)	7482	Reinforcement (front turn indicator outboard lamp)	13A328
Race (trans. sun gear to output shaft thrust)	7D235	Reinforcement (fuel tank upper flange)	9A014
Radiator	8005	Reinforcement (headlamp opening)	16364-5
Radio kit	18805	Reinforcement (hood carb. air duct)	16B836
Rail (trans. gearshift)	7240-I	Reinforcement (hood center)	16995
Receptacle (muffler outlet pipe ball ring)	5C206	Reinforcement (hood front)	16690-1
Recovery kit (radiator coolant)	8522	Reinforcement (hood front grille opening support)	16B900-1
Rectifier assy. (alternator)	10304	Reinforcement (hood hinge)	16A681
Rectifier kit (alternator)	10304	Reinforcement (hood rear)	16676
Reducer (P/S gear filler plug)	3K527	Reinforcement (hood rear outer)	16670-1
Reducers	Δ	Reinforcement (hood side)	16844-5
Refinishing materials	Δ	Reinforcement (hood side air cleaner extension)	16B910
Reflector assy.	13380	Reinforcement (hood side panel upper)	16B914
Reflector flare kit	19E500	Reinforcement (hood side panel upper rear)	16B958
Refrigerant compressor oil	Δ	Reinforcement (hood support rod)	16C732
Refrigerant line replacement & repair parts	19C705-8	Reinforcement (hood top front)	16A864
Register (A/C)	19893	Reinforcement (instrument cluster housing)	10C899
Register (A/C air inlet)	19A810	Reinforcement (P/S pump oil reservoir orifice)	3B563
Register (A/C evaporator)	19A671	Reinforcement (radiator grille cutout)	8B128
Register (heater)	19893	Reinforcement (radiator grille lower panel center)	8A353, 8A368
Register assy. (A/C air distribution)	18C306	Reinforcement (radiator grille opening panel)	8B433-4
Register assy. (heater air distribution)	18C306	Reinforcement (radiator & headlamp guard latch)	8B493
Regulator (instrument cluster voltage)	10804	Reinforcement (radiator support)	8A281
Regulator (trans. air pressure)	7B274	Reinforcement (rear bumper)	17912
Regulator assy. (alternator)	10316	Reinforcement (rear spring rear bracket)	5980
Regulator assy. (generator)	10505	Reinforcement (running board)	16546, 16A464-5
Regulator assy. (trans. oil pressure)	7A139	Reinforcement (running board apron panel)	16A484-5
Regulator repair kit (trans. air pressure)	7B274	Reinforcement (running board upper)	16A502
Regulator repair kit (trans. main control)	7A135	Reinforcement (spare wheel carrier)	1407
Reinforcement (A/C mounting bracket)	19C861	Reinforcement (spare wheel carrier to floor side sill)	1413
Reinforcement (aux. trans. rear mount)	7971		
Reinforcement (battery tray support)	10679		
Reinforcement (cab counter balance spring balance)	5A409		

Δ Refer to page 1 of Paint Section

INDEX

PART NAME	GROUP NUMBER	PART NAME	GROUP NUMBER
R - cont'd.		R - cont'd.	
Reinforcement (starter motor relay box)	11018	Retainer (accelerator pump check ball)	9575
Reinforcement (trailer brake air hose connector mounting bracket)	2940	Retainer (accelerator pump piston)	9632
Reinforcement (trans. mount insulator front & rear)	7008	Retainer (accelerator shaft rod)	9A802
Reinforcement (trans. rear mount)	7008	Retainer (A/C evaporator register)	19B635
Reinforcement (transfer case control support)	7E140	Retainer (A/C lines to radiator support seal)	19C858
Reinforcement assy. (brake air supply manifold)	2B475	Retainer (A/C register mounting)	19A950
Reinforcement assy. (cab to frame rear support)	5A135	Retainer (air brake actuating wedge adjusting screw link)	2B212
Reinforcement assy. (frame side member)	5121-22	Retainer (air brake actuating wedge boot)	2B203
Reinforcement assy. (frame side member outer)	5A153	Retainer (alternator bearing)	10323
Reinforcement assy. (front cross member to side member)	5A088-9	Retainer (alternator front bearing)	10A355
Reinforcement assy. (hood latch)	16A642	Retainer (alternator regulator splash shield)	10A601
Reinforcement assy. (radiator grille opening inner)	8C004	Retainer (alternator rotor slip ring)	10A372
Reinforcement kit (roof)	19B966	Retainer (aux. trans. front bearing)	7050
Relay (alternator regulator field)	10A376	Retainer (aux. trans. input shaft & counter shaft front bearing)	7050
Relay (ignition current amplifier)	12A042	Retainer (backup lamp switch)	15A541
Relay (retarder oil temperature warning)	10800	Retainer (backup lamp switch actuator)	15A542
Relay assy. (accessory safety)	14677	Retainer (battery cable)	14613
Relay assy. (A/C control box cover aux.)	19B706	Retainer (battery clamp bolt)	10A708
Relay assy. (A/C motor warning lamp)	19D686	Retainer (brake air chamber filter)	2D488
Relay assy. (camper coach or trailer coach wiring safety)	14677	Retainer (brake booster boot)	2A476
Relay assy. (rear axle shift control)	4A156	Retainer (brake booster push rod seal)	2381
Relay assy. (starter motor series parallel switch)	11450	Retainer (brake booster vacuum control valve body cover)	2415
Relay assy. (stop lamp)	13482	Retainer (brake master cylinder filler cap)	2B245, 2A346
Relay assy. (trailer lighting)	13A435	Retainer (brake master cylinder primary piston)	2A505
Relay assy. (trans. overdrive)	7A651	Retainer (brake master cylinder push rod)	2B224
Relay assy. (warning lamp indicator)	10C838	Retainer (brake operating lever pin)	2106
Relay assy. (water temperature indicator warning lamp)	10B840	Retainer (brake vacuum booster control valve piston ring)	2423
Relay & bracket assy. (horn)	13853	Retainer (brake vacuum booster diaphragm)	2429
Reservoir (brake master cylinder)	2141	Retainer (brake vacuum booster fulcrum lever)	2A370
Reservoir (cab lift pump)	5A365	Retainer (brake vacuum booster hydraulic cylinder check valve)	2459
Reservoir (P/S aux.)	3A697	Retainer (brake vacuum booster push rod seal spring)	2431
Reservoir (windshield washer)	17618	Retainer (carb. accelerator pump check valve)	9575
Reservoir assy. (eng. primer)	9A123	Retainer (carb. accelerator pump spring)	9599
Reservoir assy. (fuel)	9K044	Retainer (carb. choke control rod)	9565
Reservoir assy. (P/S pump)	3A697	Retainer (carb. choke rod lever)	9568
Reservoir assy. (radiator coolant recovery)	8A080	Retainer (carb. choke shaft)	9B527
Reservoir assy. (starter motor air)	11188	Retainer (carb. fast idle cam rod)	9599
Resistor (ignition coil)	12250	Retainer (carb. float lever shaft)	9599
Resistor (radio receiver suppression choke)	18A952	Retainer (carb. pump operating lever)	9588
Resistor (voltage regulator absorbing)	10594	Retainer (carb. pump spring lower)	9-9704
Resistor (voltage regulator ballast)	10632	Retainer (clutch pedal assist spring)	7540
Resistor (voltage regulator unit field)	10570	Retainer (clutch pressure plate release sleeve)	7A603
Resistor assy. (A/C blower motor)	19706, 19A706	Retainer (clutch rod boot)	7A581
Resistor assy. (heater blower motor)	18577, 19A706	Retainer (coupling shaft center bearing)	4523, 4818
Resistor assy. (heater switch to blower motor)	18591	Retainer (coupling shaft grease)	4813
Resistor assy. (windshield wiper governor)	17C508	Retainer (crankcase emission filter)	9E628
Resistor & bracket assy. (ignition ballast)	12A046	Retainer (distributor breaker plate)	12146
Resistor kit (starter motor)	11A087	Retainer (distributor cam)	12177
Resonator assy.	5A289	Retainer (distributor rotor)	12213
Restrictor (carb. jet)	9A521	Retainer (driveshaft universal joint spider)	4A254
Retainer (accelerator pedal hinge bracket seat)	9A809		

INDEX

PART NAME	GROUP NUMBER	PART NAME	GROUP NUMBER
R - cont'd.		R - cont'd.	
Retainer (eng. crankcase vent cover)	6A816	Retainer (marker lamp)	15A436, 15A486
Retainer (eng. crankcase vent grommet)	6A892	Retainer (marker lamp lens)	15B428
Retainer (eng. crankshaft rear oil packing)	6335	Retainer (moulding)	16A076, 16249
Retainer (eng. governor shaft seal)	18218	Retainer (parking brake cable rear)	2A709
Retainer (eng. oil filter element)	6898	Retainer (parking brake lever boot)	2405, 2A714
Retainer (eng. oil pump screen)	6628	Retainer (parking brake lever pin)	2106
Retainer (eng. piston pin)	6140	Retainer (parking brake spring)	2A787
Retainer (eng. rear support)	6054	Retainer (parking brake valve cable boot)	2A770
Retainer (eng. valve spring)	6514	Retainer (parking lamp wire front)	13A506
Retainer (flywheel mounted P.T.O. clutch release piston spring)	7A664	Retainer (P/S cylinder)	3A548
Retainer (flywheel mounted P.T.O. driveshaft oil)	7A687	Retainer (P/S gear control valve "O" ring)	3E577
Retainer (flywheel mounted P.T.O. idler gear)	7A742	Retainer (P/S gear sector shaft seal)	3C617
Retainer (flywheel mounted P.T.O. idler gear shaft)	7A680	Retainer (P/S hose mounting insulator)	3A610
Retainer (flywheel mounted P.T.O. input gear oil slinger ring)	7A741	Retainer (P/S pump rotor shaft bearing)	3-3621
Retainer (flywheel mounted P.T.O. input shaft oil)	7A677	Retainer (P/S pump shim)	3D724
Retainer (flywheel mounted P.T.O. oil pump drive gear shaft)	7A769	Retainer (P/S reservoir filter spring)	3B756
Retainer (four wheel drive lever gearshift boot)	7B060	Retainer (radiator air side seal)	8354
Retainer (front air brake shoe roller to cam)	2046	Retainer (radiator grille opening side panel mounting)	8A331
Retainer (front axle radius arm bushing)	3B186	Retainer (radiator support torsion spring)	8131
Retainer (front axle spindle pin oil seal)	3288	Retainer (radiator support torsion spring lower)	8A441
Retainer (front boot protector)	2B211	Retainer (rear air brake applicator spring)	2A467
Retainer (front fender opening splash shield extension)	16F578	Retainer (rear air brake camshaft bracket seal)	2A312
Retainer (front spring mounting)	5B300	Retainer (rear air brake shoe roller)	2356
Retainer (front wheel bearing lock)	1198	Retainer (rear axle differential clutch collar snap ring)	4586
Retainer (front wheel hub grease)	1190	Retainer (rear axle driving pinion grease seal)	4675
Retainer (front wheel spindle connecting rod ball stud seal)	3333-4	Retainer (rear axle driving pinion oil seal)	4168
Retainer (fuel expansion vent tube to front)	9F309	Retainer (rear axle driving pinion pilot bearing)	4627
Retainer (fuel filter element lower gasket)	9D317	Retainer (rear axle power divider differential lockout shifter shaft oil seal)	4457
Retainer (fuel filter sediment bowl)	9157	Retainer (rear axle power divider shaft bearing)	4431
Retainer (fuel pump diaphragm spring)	9371	Retainer (rear axle power divider shift cylinder strainer plate)	4555
Retainer (fuel pump oil seal)	9A392, 9468	Retainer (rear axle power divider thru shaft rear bearing)	4477
Retainer (fuel pump rocker arm pin)	9B345	Retainer (rear axle shift control switch)	4747
Retainer (generator bearing drive end)	10213	Retainer (rear axle shift wiring)	14671
Retainer (grille guard brace seal)	8B240	Retainer (rear axle sliding clutch push rod)	4155
Retainer (grille side panel upper)	8B175	Retainer (rear axle sun gear)	4337, 4551
Retainer (headlamp door)	13062	Retainer (rear axle thru shaft bearing)	4468
Retainer (heater core)	18B689	Retainer (rear axle wheel bearing)	4020
Retainer (hood check cable)	16B920	Retainer (rear axle worm shaft)	4A121
Retainer (hood latch release rod)	16B634	Retainer (rear brake air chamber diaphragm return spring)	2A468
Retainer (hood latch support)	16A698	Retainer (rear lamp wire)	13A506
Retainer (hood side moulding)	16B840-2	Retainer (rear suspension rear bracket grease)	5K670
Retainer (horn ring medallion)	13A810	Retainer (rear wheel bearing inner)	1180
Retainer (instrument cluster bezel)	10920	Retainer (rear wheel grease)	1175
Retainer (instrument cluster opening cover)	10C984	Retainer (rear wheel grease outer)	1246
Retainer (instrument control cable grommet)	10B841	Retainer (saddle hanger pin bushing)	5A599
Retainer (intake manifold water thermostat)	8574	Retainer (side mounted spare wheel)	1474
Retainer (interior lamp)	13763	Retainer (speedo. case grommet)	17305
Retainer (lockout hub clutch)	1A051		
Retainer (lockout hub outer ring)	1A094		
Retainer (lockout hub pressure spring)	1A055		
Retainer (lower radiator support insulator)	8B229		

INDEX

PART NAME	GROUP NUMBER	PART NAME	GROUP NUMBER
R - cont'd.		R - cont'd.	
Retainer (speedo. driven gear)	17292	Retainer (trans. low range counter shaft rear bearing)	7195
Retainer (spotlamp control escutcheon)	15A317	Retainer (trans. modulator to case)	7A801
Retainer (spring seat)	5A565	Retainer (trans. oil filter)	7C263
Retainer (starter motor drive return spring)	11A016	Retainer (trans. oil pressure regulator main control valve)	7A478
Retainer (starter motor drive stop ring)	11223	Retainer (trans. output shaft fourth speed gear)	7B221
Retainer (starter motor lever retaining pin)	11141	Retainer (trans. overdrive free wheel unit front)	7674
Retainer (starter motor pinion gear)	11A079	Retainer (trans. overdrive free wheel unit rear)	7676
Retainer (starter motor solenoid plunger spring front)	11183	Retainer (trans. overrunning clutch spring)	7D191
Retainer (starter motor solenoid plunger spring rear)	11A057	Retainer (trans. parking pawl toggle lever pin)	7-7326
Retainer (steering column lower bearing seal)	3510	Retainer (trans. parking pawl toggle return spring)	7-7323
Retainer (steering column shaft universal joint seal)	3C672	Retainer (trans. rear band servo piston spring)	7B264
Retainer (steering column shaft upper bearing)	3C610	Retainer (trans. rear clutch plate)	7D483
Retainer (steering column tube)	3499	Retainer (trans. reverse clutch piston ball check)	7E080
Retainer (steering column upper bearing)	3839	Retainer (trans. reverse clutch spring)	7D406
Retainer (steering gear adjusting screw)	3610	Retainer (trans. reverse idler bearing)	7155
Retainer (steering gear mounting bolt)	3E714	Retainer (trans. reverse idler gear)	7155
Retainer (steering shaft universal joint bearing)	3E507	Retainer (trans. reverse idler gear bearing)	7155-6
Retainer (stoplamp switch)	13A629	Retainer (trans. reverse idler shaft)	7155
Retainer (trans. air cylinder boot)	7262	Retainer (trans. reverse idler washer)	7482
Retainer (trans. clutch piston spring)	7A527	Retainer (trans. shift cylinder "O" ring)	7A710
Retainer (trans. clutch spring)	7A527	Retainer (trans. shift interlock spring)	7B293
Retainer (trans. control lower valve body cover spring)	7-7753	Retainer (trans. shift lever pin)	7155
Retainer (trans. converter cover spacer)	7A801	Retainer (trans. third-second coasting orifice control valve spring)	7194
Retainer (trans. converter lockup clutch piston seal)	7A811	Retainer (trans. throttle pressure booster stop plate & screw)	7E396
Retainer (trans. counter shaft bearing)	7135	Retainer (trans. to servo modulator plug)	7E396
Retainer (trans. counter shaft front bearing)	7135, 7195, 7198	Retainer (transfer case aux. drive gear)	7135
Retainer (trans. counter shaft rear bearing)	7195, 7B315	Retainer (transfer case counter shaft front & rear bearing)	7135
Retainer (trans. counter shaft & reverse idler shaft)	7155	Retainer (transfer case front output shaft)	7085
Retainer (trans. first range clutch spring)	7D406	Retainer (transfer case front output shaft front bearing)	7085
Retainer (trans. forward & reverse shifter interlock spring)	7B293	Retainer (transfer case front output shaft rear bearing)	7085
Retainer (trans. front bearing)	7050, 7109	Retainer (transfer case idler and rear output shaft)	7085
Retainer (trans. gate plunger)	7032	Retainer (transfer case idler shaft rear bearing)	7085
Retainer (trans. gearshift connecting rod sleeve)	7C285	Retainer (transfer case input shaft bearing)	7050
Retainer (trans. gearshift lever boot rear)	7C193	Retainer (transfer case rear output shaft)	7085
Retainer (trans. gearshift lever to housing boot)	7262	Retainer (transfer case rear output shaft bearing)	7085
Retainer (trans. gearshift selector lever plunger)	7A347	Retainer (thru shaft bearing)	4468
Retainer (trans. gearshift selector tube retracting spring)	7C230	Retainer (tonneau cover)	18A400
Retainer (trans. gearshift tube fulcrum pin)	7B074	Retainer (turn indicator control arm)	13347
Retainer (trans. gearshift tube lever)	7348	Retainer (vacuum pump spine oil)	2K267
Retainer (trans. gearshift tube vibration damper)	7211	Retainer (warning indicator bulb)	10918
Retainer (trans. governor primary valve spring)	7A190	Retainer (water pump bearing)	8576
Retainer (trans. governor secondary valve spring)	7D218	Retainer (windshield washer pump)	17B609
Retainer (trans. input shaft bearing)	7050	Retainer (windshield wiper motor bushing)	17C436
Retainer (trans. input to front clutch cylinder)	7D483	Retainer (windshield wiper motor cup)	17C535
Retainer (trans. intermediate servo band lever)	7E206	Retainer (windshield wiper motor output gear)	17C474
Retainer (trans. low or overdrive & reverse gate plunger)	7032	Retainer (wiring harness)	14A163
		Retainer (wiring loom)	13A506
		Retainer assy. (accessory drive shaft)	6A299
		Retainer assy. (A/C hose cover)	19B589, 19D589

INDEX

PART NAME	GROUP NUMBER	PART NAME	GROUP NUMBER
R - cont'd.		R - cont'd.	
Retainer assy. (air cleaner filter)	9649	Ring (flywheel mounted P.T.O. drive gear bearing retaining)	7A740
Retainer assy. (cab tilting spring)	5A369	Ring (flywheel mounted P.T.O. drive gear retaining)	7A739
Retainer assy. (carb. air cleaner to carb.)	9B672	Ring (flywheel mounted P.T.O. input gear oil slinger)	7A674
Retainer assy. (cowl wiring grommet thru dash)	14608	Ring (frame sealing)	10121
Retainer assy. (front axle driving pinion)	4614	Ring (free running hub clutch)	1101
Retainer assy. (front spring mounting)	5B300, 5A349	Ring (front brake caliper piston)	2B333
Retainer assy. (fuel pump)	9074	Ring (front end plate bearing stop)	10163
Retainer assy. (fuel tank sending unit)	9A307	Ring (fuel tank sender retainer locking)	9A307
Retainer assy. (hood support rod)	16B940-1	Ring (headlamp bulb retaining)	13015
Retainer assy. (instrument control cable grommet)	10B841	Ring (heater register deflector ring)	19C989
Retainer assy. (rear axle drive pinion bearing)	4414	Ring (horn blowing cam)	13A811
Retainer assy. (rear axle driving pinion)	4614	Ring (muffler inlet pipe flange)	5C211
Retainer assy. (rear axle power divider drive gear bearing)	4414	Ring (power brake booster bellows wear)	2B074
Retainer assy. (steering column lower bearing)	3D681	Ring (P/S gear adapter seal retaining)	3D771
Retainer assy. (steering column support)	3B741	Ring (P/S gear cylinder cap retaining)	3A746
Retainer assy. (trans. aux. drive gear)	7085	Ring (P/S gear cylinder piston)	3B541
Retainer assy. (trans. aux. drive gear bearing)	7085	Ring (P/S gear worm shaft retaining)	3D771
Retainer assy. (trans. aux. rear bearing)	7085	Ring (P/S pump bearing cap)	3E632
Retainer assy. (trans. counter shaft)	7085	Ring (rear axle differential bearing adjuster)	4A133-4
Retainer assy. (trans. counter shaft front bearing)	7085	Ring (rear axle differential lock)	4588
Retainer assy. (trans. gearshift tube lever)	7347	Ring (rear axle driving pinion pilot bearing)	4627
Retainer assy. (trans. output shaft bearing)	7085	Ring (rear axle pinion bearing lock)	4668
Retainer assy. (transfer case front output shaft)	7085	Ring (rear axle power divider thru shaft rear bearing)	4477
Retainer assy. (transfer case rear bearing)	7085	Ring (rear axle snap)	4567
Retainer assy. (transfer case rear output shaft bearing)	7085	Ring (rear axle torque arm ball bushing)	4A127
Retainer kit (power divider shaft bearing)	4431	Ring (starter motor drive stop)	11222
Retainer repair kit (brake shoe hold down)	2A094	Ring (starter motor solenoid snap)	11008
Retainer & rotator (eng. valve spring)	6514	Ring (trans. air control valve plunger stop)	7C038
Retainer & seal assy. (rear axle driving pinion bearing)	4674	Ring (trans. aux.)	7C212
Retainer & wiper kit (front hub grease)	1190	Ring (trans. aux. output shaft)	7173
Retaining washer kit (rear air brake adjuster)	2130	Ring (trans. aux. shift piston)	7288
Rim assy. (wheel)	1020	Ring (trans. center support)	7D019
Ring (A/C register deflector ring)	19C989	Ring (trans. center support spring retainer)	7A527
Ring (actuating knob retainer)	1A093	Ring (trans. converter cover seal)	7-7692
Ring (alternator rotor stop)	10370	Ring (trans. extension bearing retaining)	7D238
Ring (brake booster control valve body snap)	2415	Ring (trans. first & second speed synchronizer blocking)	7107
Ring (brake booster hydraulic piston stop)	2409	Ring (trans. forward clutch piston spring pressure)	7D256
Ring (brake booster snap)	2459	Ring (trans. forward clutch & turbine shaft oil seal)	7D019
Ring (brake booster valve stop snap)	2378	Ring (trans. fourth & fifth speed synchronizer blocking)	7107
Ring (brake vacuum pump sealing)	2A551	Ring (trans. front clutch piston disc spring pressure)	7-7563
Ring (clutch master cylinder pressure valve)	7A710	Ring (trans. front oil pump seal)	7-7340
Ring (clutch pressure plate adjusting)	7A611	Ring (trans. front oil pump to case seal)	7-7693
Ring (clutch pressure plate inner spring)	7A610	Ring (trans. governor housing seal)	7D011
Ring (clutch pressure plate pressure)	7A613	Ring (trans. high clutch diaphragm)	7951
Ring (clutch pressure plate release lever fulcrum)	7A607	Ring (trans. high clutch diaphragm seal)	7A590
Ring (clutch pressure plate release sleeve)	7A604	Ring (trans. high & high splitter piston seal)	7-7688
Ring (eng. camshaft gear locking)	6258	Ring (trans. high & intermediate synchronizer blocking)	7107
Ring (eng. oil pump aux. driveshaft seal locating)	6A737	Ring (trans. high, low & reverse piston seal)	7957
Ring (eng. oil pump intermediate shaft retaining)	6629	Ring (trans. high splitter piston seal)	7959
Ring (eng. oil pump valve locating)	6K630		
Ring (fan hub lock)	8648		

INDEX

PART NAME	GROUP NUMBER	PART NAME	GROUP NUMBER
R - cont'd.		R - cont'd.	
Ring (trans. input shaft seal)	7A448	Rod (aux. trans. direct & overdrive shift)	7241
Ring (trans. intermediate clutch piston seal)	7-7794	Rod (aux. trans. gearshift control connecting)	7B051, 7A313-5
Ring (trans. intermediate low & reverse clutch plate)	7794	Rod (aux. trans. shift)	7A066
Ring (trans. low & reverse synchronizer blocking)	7107	Rod (aux. trans. underdrive gearshift control slide)	7B104, 7969
Ring (trans. low splitter piston seal)	7979	Rod (aux. trans. underdrive shift)	7240
Ring (trans. low splitter reaction plate hook)	7974	Rod (brake)	2462
Ring (trans. low splitter, reverse & intermediate piston seal)	7-7691	Rod (brake booster push)	2377
Ring (trans. oil pump pipe seal)	7B122	Rod (brake master cylinder push)	2143
Ring (trans. oil pump seal)	7D019	Rod (brake pedal to bellcrank)	2A525
Ring (trans. output shaft fourth & fifth speed synchronizer)	7107	Rod (carb. accelerator pump link to throttle lever)	9E542
Ring (trans. output shaft second speed gear split retaining)	7109	Rod (carb. accelerator pump link to overtravel lever)	9E542
Ring (trans. output shaft second speed gear synchronizer blocking)	7175	Rod (carb. choke control)	9A599
Ring (trans. output shaft third & high synchronizer blocking)	7107	Rod (carb. choke diaphragm control)	9S567
Ring (trans. output shaft third speed synchronizer)	7107	Rod (carb. dashpot link to overtravel lever)	9A527
Ring (trans. overdrive governor driven gear retaining)	6929	Rod (carb. fast idle)	9598
Ring (trans. pressure regulator retainer)	7030	Rod (carb. fast idle cam)	9D530
Ring (trans. pump assy. to case seal)	7A248	Rod (carb. float bowl vent)	9A515
Ring (trans. rear internal gear retaining)	7782	Rod (carb. metering)	9A526
Ring (trans. second & third speed synchronizer)	7107	Rod (carb. power valve)	9D597
Ring (trans. splitter shaft seal)	7781-2	Rod (carb. secondary throttle control)	9C504
Ring (trans. synchronizer blocking)	7107	Rod (clutch control bellcrank to equalizer)	7525
Ring (trans. synchronizer inner stop & clutch pin)	7174	Rod (clutch master cylinder push)	7A541, 7641
Ring (trans. synchronizer outer stop)	7174	Rod (clutch pedal to bellcrank)	7521
Ring (trans. third & fourth speed synchronizer blocking)	7107, 7109	Rod (clutch pedal to equalizer)	7A580
Ring (water pump pulley clamping)	8538	Rod (clutch pedal to idler lever)	7521
Ring (wheel rim lock)	1021	Rod (clutch release lever)	7521
Ring assy. (alternator rotor slip)	10328	Rod (clutch slave cylinder push)	7A507
Ring assy. (headlamp adjusting)	13118-9	Rod (eng. mounted accelerator shaft & bracket to trans.)	7A187
Ring assy. (horn blowing)	13A805	Rod (eng. valve push)	6565
Ring & bushing assy. (lockout hub inner)	1A052	Rod (frame No. 2 cross member tie)	5B112
Ring & cam body assy. (lockout hub)	1A022	Rod (front brake air chamber piston)	2A591
Ring & gear (trans. overdrive balk)	7662	Rod (hood support)	16826
Ring gear & pinion kit (front axle)	3222, 4209	Rod (parking brake band adjusting)	2642
Ring gear & pinion kit (rear axle)	4209, 4309	Rod (parking brake equalizer)	2628
Ring kit (P/S gear valve spool retaining)	3757	Rod (parking brake lever to bellcrank)	2A656
Ring & pins (trans. fourth & fifth speed synchronizer)	7174	Rod (parking brake lever to cam universal)	2826
Ring & pins (trans. second & third speed synchronizer)	7174	Rod (parking brake rod replacement chart)	2853
Ring & pins (trans. synchronizer inner stop)	7174	Rod (pedal to accelerator)	9738
Ring set (eng. piston partial)	6148	Rod (P/S cylinder piston)	3E542
Rivet (distributor terminal housing hold down clamp)	12145	Rod (P/S gear control valve)	3E589
Rivet (starter motor brush holder)	11069	Rod (rear axle differential lockout shift push)	4565
Rod (accelerator pedal to lower shaft lever)	9A885	Rod (rear axle power divider shift)	4A093
Rod (accelerator shaft to bellcrank less trunnion)	9A701	Rod (rear axle sliding clutch shaft push)	4068
Rod (accelerator shaft to carb.)	9746	Rod (rear brake cylinder to brake shoe push)	2129
Rod (accelerator shaft to trans. control shaft)	9784	Rod (rear brake cylinder to brake shoe push)	9C797
		Rod (throttle control shaft spring lever)	7307
		Rod (trans. aux. shift cylinder tie)	7240
		Rod (trans. aux. shift fork)	7A066, 7240
		Rod (trans. aux. underdrive shift)	7358
		Rod (trans. cross shaft direct & overdrive or fourth)	7358
		Rod (trans. cross shaft first & second speed)	7358

INDEX

PART NAME	GROUP NUMBER	PART NAME	GROUP NUMBER
R - cont'd.		R - cont'd.	
Rod (trans. eng. mounted accelerator shaft & bracket to trans.)	7A187	Rod Assy. (trans. control shaft to governor)	7E356
Rod (trans. first & reverse shift)	7240	Rod Assy. (trans. control shaft to trans.)	7A186
Rod (trans. first & second aux.)	7358	Rod Assy. (trans. gearshift cross)	7K046
Rod (trans. forward & reverse gearshift control slide)	7B112	Rod Assy. (trans. gearshift high & intermediate connecting)	7325-6
Rod (trans. gear selector)	7326	Rod Assy. (trans. gearshift low & reverse connecting)	7327-8
Rod (trans. gearshift)	7241, 7358	Rod Assy. (trans. high & intermediate idler lever)	7325
Rod (trans. gearshift control slide)	7B104	Rod Assy. (trans. low & reverse idler lever to trans. shift lever)	7327
Rod (trans. gearshift idler lever)	7342	Rod Assy. (trans. parking pawl toggle operating lever)	7A232, 7-7322
Rod (trans. gearshift tube lever to idler lever high & intermediate shift)	7326	Rod Assy. (transfer case control)	7B051
Rod (trans. gearshift tube lever to idler lever low & reverse shift)	7328	Roller (aux. trans. output shaft first speed gear bearing)	7422
Rod (trans. high & intermediate gearshift)	7236	Roller (aux. trans. output shaft fourth speed gear bearing)	7422
Rod (trans. intermediate band servo piston)	7D023	Roller (aux. trans. output shaft second speed gear bearing)	7422
Rod (trans. kick-down control shaft to trans.)	7A187	Roller (flywheel mounted P.T.O. input gear bearing)	7A672
Rod (trans. manual control)	7C389	Roller (parking brake cam)	2A648
Rod (trans. manual shift)	7326	Roller (rear air brake shoe anchor pin)	2359
Rod (trans. modulator valve actuator)	7A380	Roller (rear axle differential shift fork)	4058
Rod (trans. parking pawl actuating)	7D411	Roller (starter motor drive)	11178
Rod (trans. remote control shift)	7241	Roller (trans. aux. output shaft bearing first, second & third speed gears)	7422
Rod (trans. retarder valve control pedal)	7B136	Roller (trans. converter inner race to stator freewheel)	7982
Rod (trans. reverse band servo piston)	7D190	Roller (trans. converter stator clutch)	7190, 7A813
Rod (trans. reverse gearshift)	7B112	Roller (trans. counter shaft gear pilot bearing)	7118, 7121, 7193
Rod (trans. shift)	7A055	Roller (trans. front brake drum & secondary sun gear front bearing)	7-7507
Rod (trans. shift control rear)	7B106	Roller (trans. input shaft bearing)	7120
Rod (trans. third & fourth aux.)	7358	Roller (trans. input shaft pilot bearing)	7118
Rod (trans. third & fourth speed shift)	7358	Roller (trans. output shaft bearing)	7B412
Rod (trans. throttle control valve)	7A380	Roller (trans. output shaft bearing first, second & third speed)	7B412
Rod (transfer case front & rear wheel shift)	7240	Roller (trans. output shaft pilot bearing)	7120
Rod Assy. (accelerator)	9747	Roller (trans. output shaft second speed gear bearing)	7031
Rod Assy. (accelerator bellcrank to fuel pump lever)	9772	Roller (trans. overdrive free wheel unit)	7679
Rod Assy. (accelerator shaft to fuel pump)	9B885	Roller (trans. planetary clutch)	7C366
Rod Assy. (accelerator shaft upper lever to carb.)	9B709	Roller (trans. rear clutch sun gear front bearing)	7C458
Rod Assy. (accelerator to bellcrank)	9A702	Roller (trans. reverse idler gear bearing)	7145, 7B369
Rod Assy. (bellcrank to carb.)	9772	Roller (transfer case rear output shaft bearing)	7065
Rod Assy. (brake actuating arm to lever)	2A221	Roller Assy. (air brake actuating wedge brake)	2B207
Rod Assy. (cab lift cylinder)	5A394	Roller Assy. (rear spring rebound)	5669
Rod Assy. (carb. to carb. control shaft)	9A717	Roller & spring Assy. (trans. detent)	7E332
Rod Assy. (carb. to trans. control shaft)	9A734	Rotor Assy. (alternator)	10335
Rod Assy. (clutch vertical control)	7B560	Rotor Assy. (brake vacuum pump)	2A766
Rod Assy. (eng. connecting)	6200	Rotor Assy. (distributor)	12200
Rod Assy. (front wheel spindle connecting)	3280	Rotor Assy. (headlamp switch rheostat)	11A645
Rod Assy. (governor to carb.)	9818		
Rod Assy. (hood sight)	16B184		
Rod Assy. (parking brake control)	2824		
Rod Assy. (parking brake lever to cam)	2A668		
Rod Assy. (parking brake lever to rear cross shaft lever)	2853		
Rod Assy. (pedal to floor mounted accelerator)	9727		
Rod Assy. (rear axle air shift push)	4A190		
Rod Assy. (rear axle gear shaft push)	4543		
Rod Assy. (rear axle shift push)	4134		
Rod Assy. (rear brake air chamber piston)	2A465		

INDEX

PART NAME	GROUP NUMBER	PART NAME	GROUP NUMBER
R - cont'd.		S - cont'd	
Rotor assy. (lighting switch rheostat)	11A645	Screw (generator terminal)	10211
Rotor assy. (P/S pump)	3D607	Screw (headlamp ball ring)	13032
Rotor & shaft assy. (eng. oil pump drive)	6608	Screw (P/S gear actuator adjusting)	3E591
Rubber lubricants	Δ	Screw (P/S gear control valve adapter)	3E610
Rubbing compounds	Δ	Screw (P/S gear housing cover)	3E616
Rust penetrant and inhibitor	Δ	Screw (P/S gear sector shaft seal)	3E617
S		Screw (P/S gear valve housing retaining)	3E572
Saddle (rear spring U bolt spacer)	5666	Screw (P/S gear worm follower locking)	3D770
Saddle (rear suspension support beam)	5874	Screw (rear axle differential oil trough)	4A133
Safety valve (air brake reservoir)	18773	Screw (rear axle housing tube)	4A029
Scoop (rear axle differential carrier oil)	4A050	Screw (rear axle power divider shift fork)	4A103
Scoop (rear axle power divider differential oil)	4572	Screw (rear axle shift push rod collar)	4393
Scraper (P/S cylinder)	3A753	Screw (rear axle shifter fork adjusting)	4332
Scraper (rear cross shaft)	7052	Screw (rear axle thrust adjusting)	4189
Scraper (trans. second speed gear oil)	7099	Screw (rear axle torque arm adjusting)	4389
Screen (carb. air vent)	9C574	Screw (rear axle two speed shift)	4332
Screen (carb. fuel filter)	9F525, 9938	Screw (rear brake adjusting)	2041
Screen (radio speaker)	18836	Screw (rear brake air chamber)	2E225
Screen (trans. governor tube)	7E242	Screw (rear suspension frame bracket set)	5A563
Screen (trans. main control pump inlet)	7E387	Screw (rear suspension support beam nut retaining)	5A617
Screen (trans. oil)	7B394	Screw (spotlamp mounting)	15A315
Screen (voltage regulator cover)	10A600	Screw (starter motor brush holder)	11A046
Screen assy. (eng. oil pump)	6623	Screw (starter motor cover band)	11A055
Screen assy. (trans. oil governor)	7E242	Screw (starter motor housing)	11A058
Screen assy. (trans. oil pan)	7A098	Screw (starter motor pole piece)	11415
Screen & tube assy. (eng. oil pump)	6622	Screw (starter motor solenoid terminal)	11A034
Screen, tube & cover assy. (eng. oil pump)	6622	Screw (starter motor solenoid terminal battery)	11A033
Screw (air brake shoe actuator guide retaining)	2B007	Screw (starter motor solenoid terminal motor)	11A032
Screw (alternator terminal)	10211	Screw (steering gear sector shaft adjusting)	3577
Screw (aux. trans. shifter shaft tension spring)	7245	Screw (steering gear worm thrust bearing)	3454
Screw (brake air chamber pressure plate)	2C475	Screw (trans. aux. shifter shaft position finder tension)	7245
Screw (brake anchor pin)	4399	Screw (trans. control valve inhibitor adjusting)	7D322
Screw (brake chamber pressure plate)	2C475	Screw (trans. counter shaft rear bearing retainer)	7C209
Screw (brake cylinder bleeder)	2208	Screw (trans. gearshifter fork)	7245
Screw (brake self-tapping)	2A133	Screw (trans. gearshifter gate)	7245
Screw (brake vacuum pump rear cover)	2B054	Screw (trans. low & reverse gear shifter shaft lock)	7214
Screw (carb. air cleaner retainer to carb.)	9C631	Screw (trans. output shaft center bearing cap)	7C210
Screw (carb. choke plate)	9586	Screw (trans. rear band adjusting)	7A178
Screw (carb. fast idle adjusting)	9B538	Screw (trans. reverse band adjusting)	7A178
Screw (carb. float bowl vent tube)	9F529	Screw (trans. shift fork set)	7B360
Screw (carb. pump discharge nozzle)	9577	Screw (trans. shift insert cap)	7B409
Screw (carb. throttle plate)	9586	Screw (transfer case shift fork set)	7B360
Screw (distributor bracket lock)	12230	Screw assy. (rear axle electric shift drive)	4086
Screw (eng. valve rocker arm adjusting)	6549	Screw kit (P/S gear piston adjusting)	3D776
Screw (flywheel mounted P.T.O. idler gear shaft retainer)	7A743	Screw kit (steering gear sector shaft adjusting)	3C764
Screw (front brake adjusting)	2041, 2046	Screw & nut assy. (rear brake air chamber breather)	2A481
Screw (front brake caliper piston ring retainer)	2B340	Screw & washer assy. (front axle housing cover)	4346
Screw (fuel filter connection)	9K026	Screw & sleeve assy. (brake shoe adjusting lever)	2A181-2
Screw (fuel filter cover vent)	9C311	Screw & washer (carb. air horn)	9F529
Screw (fuel filter sediment bowl retainer)	9199	Screw & washer (carb. choke bracket)	9F529
Screw (fuel injector nozzle spring adjusting)	9F539	Seal (A/C compressor high pressure valve)	19A630
Screw (generator pole piece)	10044		

Δ Refer to page 1 of Paint Section
January, 1975

COPYRIGHT © 1975—

FORD MARKETING CORPORATION

—DEARBORN, MICHIGAN

FINAL ISSUE

INDEX

PART NAME	GROUP NUMBER	PART NAME	GROUP NUMBER
S - cont'd.		S - cont'd.	
Seal (A/C evaporator case damper)	19C797	Seal (eng. oil filter cover)	6838
Seal (A/C evaporator core to case)	19D578	Seal (eng. oil pan)	6722-3
Seal (A/C evaporator core top)-front	19A590	Seal (eng. oil pan to oil pump inlet tube)	6698
Seal (A/C evaporator core tube to case)	19B552	Seal (eng. oil pump housing)	6A001
Seal (A/C evaporator expansion valve cover)	19C986	Seal (eng. oil pump valve spring)	6666
Seal (A/C evaporator housing to floor)	19C983	Seal (eng. oil supply to front cylinder block)	6B620
Seal (A/C evaporator louver upper)	19686	Seal (eng. rear cover plate)	6411, 6424
Seal (A/C evaporator mounting channel to floor)	19C981	Seal (eng. valve rocker arm cover baffle)	6A545
Seal (A/C evaporator mounting channel to housing)	19C982	Seal (eng. valve rocker arm fulcrum)	6A528
Seal (A/C to dash panel)	18529	Seal (eng. valve rocker arm shaft oil inlet tube)	6594
Seal (A/C tubes to dash panel)	19B588	Seal (eng. valve stem)	6571
Seal (accelerator pedal hinge bracket)	9A808	Seal (exhaust air supply pump rear rotor)	9C478
Seal (accelerator pedal rod)	9793	Seal (flywheel mounted P.T.O. clutch pressure passage)	7A725
Seal (air brake camshaft bracket)	2330	Seal (flywheel mounted P.T.O. clutch release piston oil)	7A724
Seal (air cleaner to hood)	9B624	Seal (flywheel mounted P.T.O. clutch release piston sleeve inner)	7A727
Seal (alternator)	10B380	Seal (flywheel mounted P.T.O. clutch release piston sleeve outer)	7A726
Seal (backup lamp door)	15533	Seal (flywheel mounted P.T.O. clutch release piston tube)	7A681
Seal (battery cover)	10A688	Seal (flywheel mounted P.T.O. housing cover)	7A733
Seal (brake air supply manifold)	2B409	Seal (flywheel mounted P.T.O. input gear inner oil)	7A675
Seal (brake booster push rod)	2384	Seal (flywheel mounted P.T.O. input gear outer oil)	7A676
Seal (brake booster push rod to piston)	2A319	Seal (flywheel mounted P.T.O. mounting)	7A731
Seal (brake booster rod)	2373	Seal (flywheel mounted P.T.O. oil pump driveshaft front)	7A729
Seal (brake booster vacuum poppet)	2308	Seal (flywheel mounted P.T.O. oil pump driveshaft rear)	7A730
Seal (brake booster valve body)	2372	Seal (flywheel mounted P.T.O. rear cover)	7A732
Seal (brake booster valve piston)	2399	Seal (flywheel mounted P.T.O. shifter rail oil)	7A696
Seal (brake control valve)	2B456	Seal (front axle shaft oil)	3254
Seal (brake pedal)	2476	Seal (front axle spindle arm open yoke)	3132
Seal (brake vacuum pump intake tube elbow to flange)	2A457	Seal (front axle spindle pin)	3178
Seal (brake vacuum pump oil inlet)	2A454	Seal (front axle spindle pin bearing grease)	3171
Seal (carb. accelerator pump rod)	9535	Seal (front axle spindle pin dust)	3125
Seal (carb. choke rod)	9B501	Seal (front axle steering arm ball stud dust)	3332
Seal (carb. fast idle rod)	9B501	Seal (front fender)	16308-9
Seal (carb. governor body to throttle body)	9948	Seal (front fender side lamps)	15A447
Seal (carb. governor diaphragm cover wire)	9989	Seal (front fender to cowl)	16126
Seal (carb. idle adjusting needle)	9634	Seal (front fender to frame)	16C181
Seal (clutch master cylinder by-pass valve)	7A722	Seal (front fender to front body pillar)	16246
Seal (clutch master cylinder cap)	7A723	Seal (front suspension or steering ball stud dust)	3332
Seal (clutch master cylinder housing)	7A718	Seal (front wheel brake backing plate)	2B268
Seal (clutch master cylinder piston lower)	7A720	Seal (front wheel spindle connecting rod end dust)	3332
Seal (clutch master cylinder piston upper)	7A719	Seal (fuel filter center bolt)	9150, 9D315
Seal (clutch master cylinder pressure valve)	7A721	Seal (fuel filter cover vent screw)	9C312
Seal (clutch master cylinder relief valve "O" ring)	7A717	Seal (fuel injection pump camshaft bearing)	9E596
Seal (clutch pedal)	2476	Seal (fuel injector inlet adapter oil)	9C521
Seal (clutch pedal rod)	7A533	Seal (fuel injector spring upper)	9G513
Seal (drag link ball stud dust)	3332	Seal (fuel pump oil)	9A393
Seal (driveshaft universal joint knuckle dust cap)	4343	Seal (governor)	18219
Seal (eng. aux. driveshaft)	6A735	Seal (heater blower door)	18B253
Seal (eng. block heater)	6B080	Seal (heater core to A/C blower housing)	18A372
Seal (eng. crankcase vent tube)	6769		
Seal (eng. crankshaft rear main bearing cap)	6336		
Seal (eng. cylinder block oil passage)	6C001		
Seal (eng. cylinder front cover oil)	6700		
Seal (eng. flywheel housing cover plate)	6411		
Seal (eng. front housing to injection pump flange)	6C019		
Seal (eng. governor shaft)	18217		
Seal (eng. governor throttle control shaft)	18215		

INDEX

PART NAME	GROUP NUMBER	PART NAME	GROUP NUMBER
S - cont'd.		S - cont'd.	
Seal (heater to dash panel)	18529	Seal (starter motor lever housing oil)	11A054
Seal (heater water control valve)	19460	Seal (starter motor rear end housing)	11K013
Seal (hood stabilizer bracket)	16C702	Seal (starter motor relay housing)	11440
Seal (intake manifold to cylinder block)	9A424-5	Seal (starter motor relay valve)	11210
Seal (power brake booster check valve)	2B073	Seal (starter motor solenoid terminal)	11A035
Seal (P/S control valve adapter)	3E614	Seal (steering column lower)	3E685
Seal (P/S cylinder control valve)	3C515	Seal (steering column shaft)	3B631
Seal (P/S cylinder control valve spool)	3C513	Seal (steering column weather)	3513
Seal (P/S cylinder piston rod)	3C514	Seal (steering gear adjusting screw)	3E675
Seal (P/S drag link control valve)	3C515	Seal (steering gear sector shaft dust)	3586, 3738
Seal (P/S drag link control valve spool)	3C513	Seal (steering gear sector shaft housing)	3591
Seal (P/S gear housing cover)	3D774	Seal (steering gear sector shaft oil)	3738
Seal (P/S gear housing upper cover)	3E562	Seal (steering idler arm)	3197
Seal (P/S gear input shaft)	3D526	Seal (trans. air control valve plunger)	7C039
Seal (P/S gear input shaft dust)	3D527	Seal (trans. aux. air shift valve)	7C039
Seal (P/S gear piston)	3805	Seal (trans. aux. rear bearing cover oil)	7918
Seal (P/S gear piston adjusting screw)	3D769	Seal (trans. aux. shift)	7288
Seal (P/S gear valve to housing)	3756	Seal (trans. aux. shift piston)	7288
Seal (P/S gear worm)	3D519	Seal (trans. aux. shifter shaft)	7288
Seal (P/S hydraulic control valve)	3C513, 3-3320, 3-3703	Seal (trans. clutch cylinder)	7D019-20
Seal (P/S pump oil filter retaining spring)	3B754	Seal (trans. clutch & governor oil distributor sleeve oil)	7-7883
Seal (P/S pump rotor shaft oil)	3B592	Seal (trans. clutch piston inner)	7A294
Seal (P/S pump valve)	3D594	Seal (trans. clutch piston oil)	7C099
Seal (radiator)	8A397	Seal (trans. converter lockup clutch piston plate)	7-7690
Seal (radiator air deflector)	8348-9	Seal (trans. extension housing oil)	7052
Seal (radiator air deflector upper)	8344	Seal (trans. first range clutch piston)	7C099
Seal (radiator air side deflector inner)	8-8257	Seal (trans. forward clutch inner)	7A294
Seal (radiator grille guard)	8B239	Seal (trans. forward clutch piston oil)	7A548
Seal (radiator shutter)	8A039	Seal (trans. forward & reverse shaft oil)	7274
Seal (rear air brake camshaft bracket)	2A311	Seal (trans. front band servo piston guide oil)	7C050
Seal (rear axle drive pinion pilot bearing oil)	4443	Seal (trans. front band servo piston oil)	7A294
Seal (rear axle driving pinion bearing retainer)	4669	Seal (trans. front band servo release piston oil)	7C098, 7A294
Seal (rear axle driving pinion oil)	4676	Seal (trans. front clutch cylinder oil)	7C328
Seal (rear axle idler gear shaft oil)	4593	Seal (trans. front clutch piston oil)	7A548
Seal (rear axle power divider differential lockout shifter shaft oil)	4456	Seal (trans. gearshift rod)	7288
Seal (rear axle power divider main drive shaft front bearing)	4573	Seal (trans. input shaft bearing retainer oil)	7052
Seal (rear axle power divider output shaft oil)	4476, 4478	Seal (trans. input shaft front)	7A283
Seal (rear axle power divider shaft oil)	4463-4	Seal (trans. input shaft oil)	7A011, 7048, 7A283
Seal (rear axle shift fork)	4072, 4344	Seal (trans. intake pipe)	7B122
Seal (rear axle shift housing cover)	4334	Seal (trans. intermediate band servo piston)	7D024-5
Seal (rear axle torque arm)	4A033	Seal (trans. main shaft oil)	7052
Seal (rear axle universal joint knuckle dust cap)	7097	Seal (trans. manual control lever oil)	7B498
Seal (rear axle universal yoke dust cap)	4343	Seal (trans. modulator to case)	7B122
Seal (rear brake air chamber)	2B028	Seal (trans. oil screen)	7B303
Seal (rear hub grease)	1249	Seal (trans. output shaft bearing retainer)	7A283
Seal (rear spring seat)	5A588	Seal (trans. output shaft bearing retainer oil)	4813, 7052
Seal (rear spring seat dowel)	5A616	Seal (trans. output shaft oil)	7A011
Seal (rear spring seat oil)	5A558	Seal (trans. overdrive governor to housing)	6927
Seal (rear view outside mirror)	17055	Seal (trans. overdrive housing oil)	7052
Seal (starter motor control valve plunger)	11209	Seal (trans. overdrive manual control lever shaft oil)	7288
Seal (starter motor driveshaft)	11220		

INDEX

PART NAME	GROUP NUMBER	PART NAME	GROUP NUMBER
S - cont'd.		S - cont'd.	
Seal (trans. overdrive solenoid to adapter oil)	7693	Seal Assy. (trans. front oil pump oil)	7A248
Seal (trans. primary sun gear)	7C169, 7-7542-3	Seal Assy. (trans. input shaft oil)	7048
Seal (trans. range selector shaft)	7B498	Seal Assy. (trans. oil pump oil)	7A248
Seal (trans. rear band servo piston oil)	7A294	Seal Assy. (vacuum pump rotor shaft)	2A553
Seal (trans. rear clutch piston oil outer)	7C051	Seal & gasket kit (P/S gear)	3C538
Seal (trans. rear oil)	7A283	Seal & gasket kit (P/S reservoir to pump)	3D684
Seal (trans. rear oil pump inlet tube oil)	7C329	Seal, gasket & snap ring repair kit (trans. converter section)	7A808
Seal (trans. rear oil pump outlet tube oil)	7-7868	Seal kit (eng. crankshaft rear main bearing)	6A321
Seal (trans. rear shift pipe adapter)	7B270	Seal kit (P/S cylinder)	3A764
Seal (trans. reverse band servo piston cover)	7D040	Seal kit (P/S gear)	3E500-2
Seal (trans. reverse clutch piston)	7D403-4	Seal & lock ring kit (free running hub)	1097
Seal (trans. reverse clutch piston oil)	7A548	Seal repair kit (trans. oil filter)	7757
Seal (trans. reverse gearshifter arm pivot rubber)	7288	Seal repair kit (trans. splitter cylinder, range cylinder & valve body)	7D302
Seal (trans. second & third range clutch)	7C099	Seal, snap ring & gasket repair kit (trans. low, intermediate & reverse range)	7A491
Seal (trans. selector control cable to floor pan)	7-7207	Seal & snap ring repair kit (trans. splitter section)	7A490
Seal (trans. shaft bearing retainer oil)	4813	Seal & trunnion Assy. (steering gear sector shaft adapter)	3738
Seal (trans. shift cylinder control valve)	7B411	Sealers	Δ
Seal (trans. shift cylinder "O" ring type)	7B399	Seat (child's safety)	19E535
Seal (trans. shift cylinder piston)	7B411	Seat (frame support)	5784
Seal (trans. shift rod)	7288	Seat (front air brake shoe to cam)	2023
Seal (trans. shift shaft)	7288	Seat (P/S drag link ball)	3320, 3326
Seal (trans. shift shaft retainer)	7032	Seat (P/S drag link control valve tube)	3A590
Seal (trans. shifter fork cam & shaft shift lever oil)	7288	Seat (P/S gear piston poppet valve)	3E623
Seal (trans. shifter shafts)	7288	Seat (rear axle differential pinion shaft)	4420
Seal (trans. splitter cylinder)	7B399	Seat (rear spring)	5792-4
Seal (trans. throttle control outer lever)	7-7265	Seat (tot guard)	19E535
Seal (transfer case brake drum hub oil)	7B215	Seat (trans. gearshift lever spring)	7228
Seal (transfer case front & rear shift rod oil)	7288	Seat (trans. high clutch piston spring)	7-7516
Seal (transfer case input and output shaft oil)	7B215	Seat (trans. main control rear pump check valve)	7A129
Seal (universal joint grease)	4706	Seat (trans. rear clutch piston spring)	7-7516
Seal (voltage regulator cover)	10A597	Seat (vacuum fuel pump diaphragm spring)	9302
Seal (water pump)	8564	Seat Assy. (brake booster outlet tube)	2B351
Seal (water thermostat)	8590	Seat Assy. (front spring upper & lower)	5A306-7
Seal (windshield washer nozzle)	17634	Seat Assy. (rear spring upper)	5788-9
Seal (windshield washer pump)	17B610	Seat Assy. (water pump impeller)	8517
Seal (windshield wiper motor access cover)	17B465	Seat Assy. (water pump pulley)	8517
Seal (windshield wiper motor drive shaft)	17B500	Seat & tube Assy.	5A610
Seal (windshield wiper pivot shaft)	17A475	Sector (parking brake lever)	2790, 2795-6
Seal (wire terminal weather)	12113	Segment (trans. aux. shifting yoke)	7273
Seal Assy. (A/C compressor crankcase)	19655	Selection lock kit (trans. control)	7A441
Seal Assy. (air brake shoe actuator)	2B009	Sender (water temperature indicator eng. unit)	10884
Seal Assy. (brake shoe actuator boot adjusting piston)	2B009	Sensor Assy. (speed)	9E731
Seal Assy. (brake shoe actuator boot anchor piston)	2B009	Separator (ignition wire)	12297
Seal Assy. (brake vacuum booster control valve)	2A588	Shackle (rear spring)	5776
Seal Assy. (eng. starter to flywheel housing)	6436	Shackle kit (front spring)	5304
Seal Assy. (radiator air deflector upper)	8A337	Shackle kit (rear spring)	5630
Seal Assy. (radiator to splash shield)	8A310	Shaft (accelerator pedal)	9B768
Seal Assy. (radiator upper to support)	8A398	Shaft (air compressor belt idler pulley)	2876
Seal Assy. (rear air brake spider camshaft)	2B038	Shaft (alternator rotor)	10330
Seal Assy. (rear suspension support beam)	5878	Shaft (aux. trans. first & second speed shift)	7240
Seal Assy. (rear wheel bearing oil inner)	1177	Shaft (aux. trans. low speed shift)	7240
Seal Assy. (trans. control selector cable)	7E441		
Seal Assy. (trans. extension housing)	7052		
Seal Assy. (trans. extension housing oil)	7052		

Δ Refer to page 1 of Paint Section

INDEX

PART NAME	GROUP NUMBER	PART NAME	GROUP NUMBER
S - cont'd.		S - cont'd.	
Shaft (aux. trans. shift)	7241	Shaft (trans. head end splitter)	7358
Shaft (brake pedal)	2478	Shaft (trans. high range synchronizer shifter)	7358
Shaft (brake & clutch pedal)	7506	Shaft (trans. hi-low range)	7358
Shaft (carb. float lever)	9558	Shaft (trans. input)	7015, 7017
Shaft (clutch forward relay lever)	7510	Shaft (trans. intermediate band actuating lever)	7D433
Shaft (clutch master cylinder lever)	7A701	Shaft (trans. intermediate gear)	7111
Shaft (clutch pivot)	7506	Shaft (trans. low & reverse gearshifter fork)	7358
Shaft (clutch release)	7510, 7590	Shaft (trans. main)	7762
Shaft (distributor eng. governor)	12459	Shaft (trans. oil pump drive)	7B328
Shaft (eng. mounted accelerator)	7A297	Shaft (trans. oil pump driven gear)	7B330
Shaft (eng. valve rocker arm)	6563	Shaft (trans. outer shift front)	7358
Shaft (flywheel mounted idler gear)	7A679	Shaft (trans. output)	7060-1
Shaft (flywheel mounted P.T.O. idler gear)	7A679	Shaft (trans. overdrive shifter)	7B311
Shaft (flywheel mounted P.T.O. oil pump drive gear)	7A689	Shaft (trans. parking pawl)	7D071
Shaft (front axle pinion differential)	4211	Shaft (trans. parking plate)	7D418
Shaft (P/S pump rotor)	3B559	Shaft (trans. range selector)	7D344
Shaft (radiator & headlamp guard latch)	8B491	Shaft (trans. range shift main)	7061
Shaft (rear axle differential drive gear)	4054	Shaft (trans. range shifter)	7358
Shaft (rear axle differential idler gear)	4581	Shaft (trans. rear band servo actuating lever)	7A171
Shaft (rear axle differential shift fork)	4149	Shaft (trans. rear cross)	7B009
Shaft (rear axle differential sliding clutch)	4745	Shaft (trans. retarder control pedal rod to valve lever)	7-7904
Shaft (rear axle intermediate axle differential shifter)	4045	Shaft (trans. reverse gearshifter)	7242
Shaft (rear axle pinion differential)	4211, 4419	Shaft (trans. reverse idler gear)	7140
Shaft (rear axle power divider differential pinion)	4411	Shaft (trans. reverse shifter)	7358
Shaft (rear axle power divider input)	4446	Shaft (trans. shift lever)	7241
Shaft (rear axle power divider output)	4471	Shaft (trans. third & high or fourth gear shifter)	7241
Shaft (rear axle power divider thru shaft)	4579	Shaft (transfer case front de-clutch)	7240
Shaft (starter motor drive)	11355	Shaft (transfer case gearshift fork)	7240
Shaft (steering gear sector)	3575	Shaft (transfer case idler)	7140
Shaft (steering idler arm pivot)	3354	Shaft (transfer case input)	7017
Shaft (trans. air valve actuating)	7B104	Shaft (transfer case output)	7061
Shaft (trans. aux. main quill)	7061	Shaft (transfer case shift rail hi-lo speed)	7240
Shaft (trans. aux. output)	7061	Shaft (windshield defroster door control)	18A292
Shaft (trans. aux. output shaft & quill)	7061	Shaft (windshield defroster door pivot)	18C278
Shaft (trans. aux. range shifter)	7358	Shaft assy. (A/C air damper door)	18C466
Shaft (trans. aux. shift)	7358	Shaft assy. (A/C damper door)	19C774
Shaft (trans. clutch gear fork guide)	7B312	Shaft assy. (accelerator to bellcrank)	9D716
Shaft (trans. clutch release)	7510	Shaft assy. (accelerator to eng.)	9831
Shaft (trans. clutch release stud)	7590	Shaft assy. (brake booster)	2305
Shaft (trans. fifth, sixth, eleventh & twelfth speed shifter)	7358	Shaft assy. (coupling)	4816-7
Shaft (trans. first & second gearshifter)	7240	Shaft assy. (coupling trans. to aux. trans.)	4385, 4606
Shaft (trans. first & second speed shift)	7358	Shaft assy. (distributor)	12175
Shaft (trans. first, second, third, fourth, seventh, eighth, ninth & tenth speed shifter)	7358	Shaft assy. (drive)	4602, 4A603, 4605, 4606
Shaft (trans. first speed shifter)	7358	Shaft assy. (eng. accessory drive)	6A283
Shaft (trans. fourth & direct gear shifter)	7334	Shaft assy. (eng. aux. drive)	6A739
Shaft (trans. front cross shaft remote control selector cross)	7B105	Shaft assy. (eng. governor)	18205
Shaft (trans. gearshift cross front)	7B105	Shaft assy. (eng. oil pump intermediate)	6A618
Shaft (trans. gearshift lever)	7240	Shaft assy. (front axle)	3219-20
Shaft (trans. gearshifter)	7240-2, 7334	Shaft assy. (fuel injection pump drive coupling)	9F519
		Shaft assy. (heater air damper door)	18A390

INDEX

PART NAME	GROUP NUMBER	PART NAME	GROUP NUMBER
S - cont'd.		S - cont'd.	
Shaft assy. (inter axle drive)	4557, 4964	Shield (brake air compressor governor heat)	2A878
Shaft assy. (intermediate coupling)	4810, 4886	Shield (brake booster)	2B485
Shaft assy. (rear axle)	4234, 4235	Shield (brake tube)	2B085
Shaft assy. (steering column)	3524, 3A526	Shield (cab lock mechanism)	5B119
Shaft assy. (trans. accelerator shaft to carb.)	7A185	Shield (carb. choke thermostat)	9861
Shaft assy. (trans. control to accelerator)	7A185	Shield (carb. heat)	9A462
Shaft assy. (trans. output)	7060	Shield (clutch equalizer heat)	7B606
Shaft assy. (trans. retarder pedal rod)	7D445	Shield (distributor splash)	12A008
Shaft assy. (trans. sun gear)	7C416	Shield (eng. by-pass oil filter hose)	6A671
Shaft assy. (windshield wiper guide pivot)	17B455	Shield (eng. primer tank)	9A163
Shaft assy. (windshield wiper pivot)	17A548	Shield (eng. splash)	6D033
Shaft & bearing assy. (rear axle power divider output)	4553	Shield (exhaust manifold heat)	9A462
Shaft & bearing assy. (water pump)	8530	Shield (exhaust manifold splash)	9A462
Shaft & bracket assy. (eng. mounted accelerator)	7A185	Shield (front disc brakes)	2K004
Shaft & bracket assy. (trans. eng. mounted accelerator)	7A185	Shield (front fender opening splash front)	16F570-1
Shaft & control assy. (P/S gear input)	3D517	Shield (front fender opening splash rear)	16G554-5
Shaft & counterweight (exhaust thermostat control valve)	9A430	Shield (front fender splash rear)	16B568-9
Shaft & flange assy. (steering column)	3460	Shield (front wheel splash inner)	16A590
Shaft & flange assy. (trans. reverse sun gear)	7C416	Shield (front wheel splash outer)	16A588
Shaft & gear (trans. overdrive main)	7749	Shield (front wheel splash rear)	16A586
Shaft & gear assy. (trans. output)	7-7509, 7060	Shield (frost)	18460
Shaft & housing assy. (accelerator)	9A888	Shield (fuel filter)	9A072
Shaft & joint (steering column)	3B676	Shield (fuel tank cover plate)	9A037
Shaft kit (steering column)	3B676	Shield (fuel tank heat)	9A032, 9240
Shaft & lever assy. (carb. choke)	9546	Shield (fuel tank selector valve solenoid)	9A030
Shaft & lever assy. (carb. choke housing)	9A753	Shield (fuel tank vent tube opening)	9139
Shaft & lever assy. (trans. overdrive manual control)	7-7685	Shield (generator heat)	10268, 10A346
Shaft & pin (steering column coupling)	3A527	Shield (generator splash)	10170
Shaft & tube orifice plug assy. (trans. splitter output)	7762	Shield (heater air intake)	18C611
Shaft & worm assy. (steering gear)	3524	Shield (horn splash)	13A819
Shaft & yoke assy. (steering column)	3A526, 3B676	Shield (idler pulley bearing dust)	8687
Sheath (rear view outside mirror control cable)	17B742	Shield (instrument panel)	13771
Shell (trans. input)	7D064	Shield (muffler inlet pipe)	5K200
Shell (wiring connector)	14A309	Shield (parking brake drum)	2A703-4
Shield (A/C evaporator expansion valve)	19D595	Shield (P/S drag link dust)	3337
Shield (air cleaner dirt ejection valve heat)	9E610	Shield (radiator shutter control cylinder)	8B355
Shield (air cleaner duct)	9D619	Shield (radiator splash)	8A308-9
Shield (alternator dust)	10317	Shield (radio frequency suppression)	19A145
Shield (alternator heat)	10A346	Shield (rear lamp)	13A415, 13A460
Shield (alternator regulator splash)	10317	Shield (rear license lamp)	13508
Shield (alternator rotor)	10B302	Shield (rear spring seat end insulator)	5A603
Shield (alternator splash)	10170, 10317	Shield (spark plug ignition wiring)	12299
Shield (anti-backfire valve)	9F277	Shield (starter motor heat)	11006
Shield (battery)	10757	Shield (trans. aux. air valve body)	7316
Shield (battery heat)	10A682	Shield (trans. heat)	7A434
Shield (body side lamp)	15B419	Shield (trans. oil cooler)	7C164
		Shield (trans. shift cylinder heat)	7C083
		Shield (universal joint dust)	4708
		Shield (wiring)	14A099
		Shield assy. (clutch release lever dust)	7513
		Shield assy. (eng. splash rear)	16E556
		Shield assy. (front shock absorber heat)	18A131
		Shield assy. (front wheel splash)	16A266-7
		Shield assy. (fuel tube)	9E313

INDEX

PART NAME	GROUP NUMBER	PART NAME	GROUP NUMBER
S - cont'd.		S - cont'd.	
Shield assy. (muffler heat)	5A273, 5290	Shim (transfer case output shaft rear bearing cap)	7029
Shield assy. (radiator grille lower splash)	8208	Shim (transfer case rear output bearing)	7029
Shield assy. (radiator shutter air deflector)	8A287	Shim kit (P/S gear worm)	3D775
Shield assy. (wiring)	14A177	Shim kit (rear axle differential clutch)	4A324
Shift assy. (rear axle)	4062, 4589	Shim kit (steering gear sector shaft adjusting)	3A657
Shift assy. (rear axle air shift control)	4589	Shim kit (trans. counter shaft bearing retainer)	7944
Shift rail repair kit (trans. high & intermediate)	7241	Shim & retainer kit (P/S pump)	3D745
Shift repair kit (rear axle two speed)	4A098	Shock absorber kit (front)	18124
Shim (aux. trans. counter shaft rear bearing retainer)	7944	Shock absorber kit (rear)	18125
Shim (bumper guard)	3043	Shock absorber kit (steering)	3E850
Shim (cowl side panels)	3043	Shock absorber (steering)	3E651
Shim (eng. cylinder block to cylinder sleeve)	6C055	Shoe (exhaust air supply pump vane)	9B475
Shim (free running hub clutch)	1070	Shoe (trans. reverse gear shifter arm)	7235
Shim (front axle differential bearing)	4067, 4672	Shoe (trans. reverse gear shifting)	7409
Shim (front axle driving pinion bearing)	4672	Shoe (trans. shift fork)	7B403
Shim (front axle spindle pin)	3117	Shoe & lining assy. (front brake)	2018-9
Shim (front spring)	5355	Shoe & lining assy. (rear brake)	2218-9
Shim (front suspension)	3043	Shoe & lining kit (brake)	2001, 2200
Shim (fuel injection pump camshaft)	9E591	Shroud (carb. air cleaner air duct)	9A603
Shim (fuel injector nozzle)	9K548	Shroud (fan)	8146
Shim (fuel injector spring upper)	9G513	Shroud (steering column)	3530
Shim (grille guard)	3043	Shutter assy. (A/C evaporator case)	19D582
Shim (hood hinge)	16B792	Shutter assy. (radiator)	8475
Shim (hood stabilizer)	16583	Shutter repair kit (radiator)	8A148-9
Shim (P/S gear valve centering)	3D688	Sidemember (frame)	5015
Shim (P/S pump)	3D692	Signal assy. (rear axle power divider differential lockout warning lamp)	4999
Shim (radiator & headlamp guard)	8B480	Signal & wire assy. (trans. retarder oil temperature warning)	7A070
Shim (rear axle differential bearing)	4067	Silencer assy. (exhaust air supply pump relief valve)	9B472
Shim (rear axle differential drive gear bearing)	4548-9	Sleeve (accelerator pedal to lower shaft lever rod)	7353
Shim (rear axle drive pinion bearing retainer)	4166-7, 4436, 4536	Sleeve (alternator mounting bracket adjusting)	10K312
Shim (rear axle driving pinion front bearing)	4672	Sleeve (alternator terminal spacer)	10A379
Shim (rear axle gearshaft bearing cage)	4536	Sleeve (aux. trans. direct & overdrive)	7933
Shim (rear axle gearshift chamber sleeve)	4541	Sleeve (aux. trans. underdrive clutch)	7936
Shim (rear axle pinion bearing)	4663	Sleeve (brake actuating spring anchor)	2A183
Shim (rear axle pinion bearing adjusting)	4109	Sleeve (brake adjusting lever)	2175
Shim (rear axle pinion bearing cage)	4536	Sleeve (brake vacuum booster)	2B014
Shim (rear axle power divider carrier)	4536	Sleeve (brake vacuum pump rotor shaft bearing)	2B040
Shim (rear axle shaft bearing)	4347, 4374	Sleeve (clutch adjusting)	7B590
Shim (rear axle shift cylinder)	4A122	Sleeve (coupling shaft center support)	4826
Shim (rear spring seat end plate)	5A568	Sleeve (distributor shaft plate)	12A075
Shim (trans. counter shaft bearing retainer)	7944	Sleeve (eng. breather pipe)	6879
Shim (trans. counter shaft front)	7160	Sleeve (eng. cylinder block)	6055
Shim (trans. output shaft cluster gear bearing sleeve)	7B316	Sleeve (eng. cylinder block to front housing locating)	6K004
Shim (trans. output shaft fourth speed gear)	7160	Sleeve (eng. governor shaft thrust)	18212
Shim (trans. synchronizer to output shaft & third speed idler gear)	7160	Sleeve (eng. valve spring retainer)	6517
Shim (transfer case bearing cap)	7029	Sleeve (fuel hose insulator)	9C328
Shim (transfer case front bearing)	7029	Sleeve (fuel injection pump coupling plates)	9C575
Shim (transfer case input shaft)	7029	Sleeve (fuel injection pump locking)	9K554
		Sleeve (fuel injector nozzle)	9F538
		Sleeve (fuel tank strap adjustable)	9B014
		Sleeve (fuel vapor expansion tank tube guide)	9B030
		Sleeve (intake manifold to cylinder block)	9471

INDEX

PART NAME	GROUP NUMBER	PART NAME	GROUP NUMBER
S - cont'd.		S - cont'd.	
Sleeve (low & reverse lever to high & intermediate lever)	7336	Sleeve (trans. retarder valve control pedal rod adjustment)	7353
Sleeve (parking brake cable)	2A776	Sleeve (trans. reverse idler gear)	7148
Sleeve (P/S cylinder hydraulic control valve)	3A278	Sleeve (trans. reverse idler oil)	7C232
Sleeve (P/S drag link outer)	3B127, 3-3311	Sleeve (trans. selector control cable ends adjustment)	7353
Sleeve (rear axle drive pinion pilot bearing)	4440	Sleeve (trans. shift cylinder piston stop)	7C089
Sleeve (rear axle gearshift push rod)	4542	Sleeve (trans. shift lever bolt)	7A064
Sleeve (rear suspension support beam)	5A553	Sleeve (trans. shifter fork cam & shaft interlock)	7233
Sleeve (starter motor coil retaining)	11105	Sleeve (trans. synchronizer sliding)	7187
Sleeve (steering column tube bearing)	3518	Sleeve (trans. third & fourth gear clutch)	7106
Sleeve (steering column tube to bracket)	3693	Sleeve (trans. third & high synchronizer clutch)	7106
Sleeve (trans. adapter plate alignment)	7311	Sleeve (trans. third speed gear)	7106
Sleeve (trans. aux. output shaft reduction gear)	7B335	Sleeve (trans. underdrive gear)	7A063
Sleeve (trans. aux. reduction gear)	7B335	Sleeve (windshield wiper motor switch)	17C428
Sleeve (trans. case manual selector shaft)	7-7694	Sleeve (wiring)	14455
Sleeve (trans. clutch & governor oil distributor)	7A168	Sleeve (wiring connector)	14489
Sleeve (trans. control cable end adjustment)	7353	Sleeve assy. (accelerator trunnion to bellcrank)	9D719
Sleeve (trans. control shaft support)	7A249	Sleeve assy. (speedo. gear)	17297
Sleeve (trans. control valve body bolt)	7-7785	Sleeve & bushing assy. (clutch pressure plate release)	7580, 7A602
Sleeve (trans. converter reactor journal)	7D345	Sleeve & ring assy. (lockout hub)	1A028
Sleeve (trans. counter shaft fifth speed clutch)	7B314	Sleeve & support assy. (trans. eng. mounted accelerator shaft)	7A249
Sleeve (trans. flywheel mounted P.T.O. piston guide)	7A662	Slide (spring alignment)	5892
Sleeve (trans. fourth & fifth clutch hub)	7193	Sliding clutch kit (rear axle)	4A195
Sleeve (trans. fourth & fifth speed synchronizer gear sliding)	7187	Slinger (brake front hub oil)	2241
Sleeve (trans. gearshift connecting rod adjustment)	7353	Slinger (driveshaft stud yoke)	4791
Sleeve (trans. gearshift connecting rod sleeve)	7C285	Slinger (eng. breather centrifugal)	6A761
Sleeve (trans. gearshift interlock)	7233	Slinger (eng. crankshaft oil)	6310
Sleeve (trans. gearshift lever impact)	7335	Slinger (front axle driving pinion shaft oil)	4670
Sleeve (trans. gearshift rod)	7A064	Slinger (front axle spindle yoke)	3C132
Sleeve (trans. head end splitter control & cable)	7B276	Slinger (rear axle driving pinion shaft oil)	4670
Sleeve (trans. intermediate & high clutch)	7106, 7933	Slinger (rear hub oil)	1165
Sleeve (trans. main oil pressure booster)	7D002	Slinger (trans. counter shaft oil)	7C016
Sleeve (trans. oil distributor)	7C232	Slinger (water pump shaft)	8550
Sleeve (trans. output first gear)	7115	Slip yoke (rear axle universal joint)	4841
Sleeve (trans. output shaft)	7063, 7A075, 7106, 7B176	Small parts repair kit (trans.)	7B331
Sleeve (trans. output shaft fifth, sixth, eleventh & twelfth speed synchronizer)	7105	Snap ring (bearing retainer) - Refer to Parts Lists in Section 40A	7030
Sleeve (trans. output shaft first speed gear)	7B342	Snap ring (brake air booster push rod)	2332
Sleeve (trans. output shaft fourth speed gear)	7B219	Snap ring (distributor breaker plate)	12146
Sleeve (trans. output shaft gear)	7A063, 7B319	Snap ring (front axle spindle bolt plug retainer)	3118
Sleeve (trans. output shaft oil)	7-7063	Snap ring (lockout hub actuating knob)	1B029
Sleeve (trans. output shaft rear bearing)	7B317	Snap ring (P/S pump valve assy.)	3B561
Sleeve (trans. output shaft second speed gear)	7A075, 7189	Snap ring (rear axle bearing retaining)	7030
Sleeve (trans. output shaft third or fourth speed gear)	7105	Snap ring (rear axle power divider clutch shift collar)	4A101
Sleeve (trans. output shaft third speed gear)	7105, 7B176, 7193	Snap ring (rear axle power divider thru shaft rear bearing oil seal)	4A148
		Snap ring (rear brake air chamber cylinder)	2A489
		Snap ring (steering gear sector shaft adjusting screw)	3549
		Snap ring (steering gear sector shaft bearing retainer)	3549
		Snap ring (trans.)	7064

INDEX

PART NAME	GROUP NUMBER	PART NAME	GROUP NUMBER
S- cont'd.		S- cont'd.	
Snap ring (trans. aux. counter shaft)	7064, 7162	Snap ring (trans. front band servo piston guide to servo)	7-7366
Snap ring (trans. aux. counter shaft drive gear)	7162	Snap ring (trans. front clutch pressure plate to cylinder)	7-7567
Snap ring (trans. aux. counter shaft front bearing)	7162	Snap ring (trans. gear shaft retainer)	7064
Snap ring (trans. aux. counter shaft rear bearing)	7064	Snap ring (trans. gearshift rod spacer)	7E275
Snap ring (trans. aux. counter shaft reverse gear)	7162	Snap ring (trans. gear unit & output shaft internal)	7968
Snap ring (trans. aux. direct clutch pressure plate)	7030	Snap ring (trans. governor)	7-7136, 7E253
Snap ring (trans. aux. drive gear)	7064	Snap ring (trans. high reaction, reaction plate)	7968
Snap ring (trans. aux. drive gear coupling)	7162	Snap ring (trans. high splitter reaction plate)	7968
Snap ring (trans. aux. main shaft hole gear)	7A628	Snap ring (trans. input shaft)	7064
Snap ring (trans. aux. main shaft range gear)	7162	Snap ring (trans. input shaft bearing)	7026, 7030, 7059, 7064, 7070, 7667
Snap ring (trans. aux. output shaft direct clutch pressure plate)	7A628	Snap ring (trans. input shaft bearing retainer)	7030
Snap ring (trans. aux. output shaft third & fourth speed gear)	7A074	Snap ring (trans. input shaft bearing roller retainer washer)	7117
Snap ring (trans. aux. reduction clutch pressure plate)	7030	Snap ring (trans. input shaft bearing to shaft)	7064, 7162
Snap ring (trans. aux. reduction gear)	7A628	Snap ring (trans. input shaft gear)	7064, 7666-7, 7A628
Snap ring (trans. aux. shift cylinder)	7030	Snap ring (trans. intermediate & high clutch hub synchronizer)	7109
Snap ring (trans. clutch)	7951	Snap ring (trans. low clutch ring gear internal)	7969
Snap ring (trans. converter stator clutch retainer)	7945	Snap ring (trans. low clutch ring retaining)	7064
Snap ring (trans. converter stator clutch roller)	7943	Snap ring (trans. main shaft front quill)	7064
Snap ring (trans. counter shaft)	7162, 7178	Snap ring (trans. main shaft gear)	7064
Snap ring (trans. counter shaft bearing)	7030	Snap ring (trans. main shaft key)	7064
Snap ring (trans. counter shaft cluster gear & shaft rear bearing to shaft)	7178	Snap ring (trans. output shaft)	7064, 7160, 7667
Snap ring (trans. counter shaft cluster gear shaft rear bearing)	7070	Snap ring (trans. output shaft bearing)	7026, 7030, 7064, 7070
Snap ring (trans. counter shaft constant mesh drive gear)	7064, 7162	Snap ring (trans. output shaft bearing retainer)	7030
Snap ring (trans. counter shaft drive gear)	7162	Snap ring (trans. output shaft bearing to shaft)	7059, 7064, 7070, 7667
Snap ring (trans. counter shaft fourth speed gear)	7162, 7731	Snap ring (trans. output shaft drive gear)	7064
Snap ring (trans. counter shaft gear & shaft retaining)	7162	Snap ring (trans. output shaft fourth & fifth synchronizer to shaft)	7178
Snap ring (trans. counter shaft high range)	7064	Snap ring (trans. output shaft fourth gear)	7064
Snap ring (trans. counter shaft high range drive gear)	7064	Snap ring (trans. output shaft fourth speed gear retaining)	7059
Snap ring (trans. counter shaft high range front bearing)	7064	Snap ring (trans. output shaft gear)	7A074
Snap ring (trans. counter shaft hole expansion plug retaining)	7178	Snap ring (trans. output shaft ring gear retainer)	7C122
Snap ring (trans. counter shaft low range)	7064	Snap ring (trans. output shaft second speed gear)	7160, 7161
Snap ring (trans. counter shaft rear bearing)	7030, 7A074	Snap ring (trans. output shaft second speed synchronizer shifting plate)	7161
Snap ring (trans. counter shaft reverse gear)	7162		
Snap ring (trans. fifth speed gear retaining)	7064		
Snap ring (trans. first range clutch)	7059		
Snap ring (trans. first & second speed synchronizer hub)	7109		
Snap ring (trans. first speed gear)	7160		
Snap ring (trans. forward clutch driving hub)	7968		
Snap ring (trans. forward clutch & turbine shaft)	7A739		
Snap ring (trans. fourth & fifth speed gear)	7162		
Snap ring (trans. fourth & fifth speed hub sleeve)	7064		

INDEX

PART NAME	GROUP NUMBER	PART NAME	GROUP NUMBER
S-cont'd.		S-cont'd.	
Snap ring (trans. output shaft spacer)	7059	Socket & wire (instrument panel lamp)	13621
Snap ring (trans. output shaft synchronizer)	7059, 7064	Socket & wire assy. (body side lamp)	15A442
Snap ring (trans. output shaft third & fourth speed gear clutch gear)	7C212	Socket & wire assy. (front side lamp)	15A434
Snap ring (trans. output shaft third speed idler gear)	7109, 7162	Socket & wire assy. (interior lamp)	13A719
Snap ring (trans. overdrive balk ring & gear to adapter)	7666	Socket & wire assy. (low vacuum warning indicator)	10C861
Snap ring (trans. overdrive free wheel unit to shaft)	7672	Socket & wiring assy. (cargo lamp)	13A719
Snap ring (trans. overdrive main shaft bearing)	7656	Socket & wiring assy. (warning indicator lamp)	13711
Snap ring (trans. overdrive main shaft bearing to shaft)	7064	Solenoid (eng. stop control)	9K765
Snap ring (trans. overdrive ring gear)	7654	Solenoid assy. (carb. throttle emission control)	9D856
Snap ring (trans. pilot roller bearing retainer)	7059	Solenoid assy. (fuel shut-off valve)	9D278
Snap ring (trans. planetary clutch)	7A577	Solenoid assy. (starter motor)	11390
Snap ring (trans. pressure plate retaining)	7A577	Solenoid assy. (starter motor relay)	11450
Snap ring (trans. range clutch)	7968	Solenoid assy. (trans. overdrive gear shifter)	6916
Snap ring (trans. range shift main shaft quill)	7064	Spacer (A/C radiator channel)	19B594
Snap ring (trans. range shift output shaft)	7064	Spacer (accelerator pedal to floor pan)	9A842
Snap ring (trans. range shifter shaft)	7064	Spacer (accelerator return spring bracket)	9C815
Snap ring (trans. rear carrier drum)	7A577	Spacer (air brake camshaft adjuster)	2138
Snap ring (trans. rear clutch piston spring retaining)	7-7517	Spacer (air compressor mounting bracket)	2887
Snap ring (trans. rear cross shaft)	7064	Spacer (air compressor pulley)	2982
Snap ring (trans. rear servo piston retaining)	7-7417	Spacer (air pump to block)	10A370
Snap ring (trans. reverse idler gear bearing roller)	7156	Spacer (alternator)	10A370
Snap ring (trans. reverse planet carrier retaining)	7-7148	Spacer (alternator diode plate)	10A363
Snap ring (trans. second gear retaining)	7160	Spacer (alternator pulley)	10133, 10A344
Snap ring (trans. second speed idler gear retaining)	7059	Spacer (alternator rectifier mounting)	10A382
Snap ring (trans. second & third hub)	7160	Spacer (alternator to mounting bracket)	10148
Snap ring (trans. speedo. drive gear)	7064	Spacer (anti-backfire valve bracket)	9F273
Snap ring (trans. speedo. driving gear)	7059	Spacer (aux. spring to rear spring)	5594
Snap ring (trans. sun gear to output shaft race)	7A577	Spacer (aux. trans. front support mounting bolt)	7C258
Snap ring (trans. third & fourth speed synchronizer hub)	7059, 7109	Spacer (aux. trans. input shaft bearing)	7063
Snap ring (trans. third & high synchronizer clutch hub)	7109	Spacer (aux. trans. output shaft first speed underdrive & third speed overdrive gears needle bearing)	7117
Snap ring (transfer case brake drum hub)	7064	Spacer (aux. trans. output shaft second speed gear needle bearing)	7117
Snap ring (transfer case counter shaft bearing)	7026	Spacer (axle housing inner bearing)	1A011
Snap ring (transfer case front output shaft)	7064	Spacer (battery hold down)	10747
Snap ring (transfer case front output shaft front bearing)	7026	Spacer (battery shield)	10A723
Snap ring (transfer case input shaft bearing)	7070	Spacer (battery support to frame)	10A652
Snap ring (universal joint bearing)	4891	Spacer (brake air reservoir bracket)	2291
Snap rings & bearings repair kit (trans.)	7B331	Spacer (brake manifold air fitting)	2A308
Snow plow kit	19E537	Spacer (brake vacuum booster air cleaner mounting)	2A534
Socket (brake adjusting screw)	2048	Spacer (brake vacuum booster control valve spring to disc)	2390
Socket (P/S cylinder ball stud)	3D717	Spacer (cab lock bolt)	5K364
Socket (steering column coupling shaft ball)	3C619	Spacer (cab mounting frame rear member to frame sidemember)	5A389
Socket (trans. control selector lever)	7228	Spacer (carb. diaphragm)	9B581
Socket assy. (cargo lamp)	13793	Spacer (carb. secondary throttle control)	9614
Socket assy. (dome lamp)	13793	Spacer (carb. thermostat choke control)	9812
Socket assy. (instrument panel lamp)	13711	Spacer (carb. to intake manifold)	9A589
Socket & retainer assy. (cigar lighter)	15055	Spacer (clutch pedal outer)	7606
		Spacer (clutch pedal shaft)	7A595
		Spacer (disc wheel hub)	1A014
		Spacer (distributor eng. governor housing oil seal)	12477
		Spacer (driveshaft)	4A169
		Spacer (eng. accessory drive)	6B250

INDEX

PART NAME	GROUP NUMBER	PART NAME	GROUP NUMBER
S cont'd.		S - cont'd.	
Spacer (eng. air inlet tee)	9C691	Spacer (P/S gear sector shaft seal)	3D529
Spacer (eng. camshaft fuel pump drive eccentric)	6291	Spacer (P/S gear valve control thrust bearing washer)	3E611
Spacer (eng. camshaft fuel pump eccentric)	6290	Spacer (P/S insulator retainer)	3622
Spacer (eng. camshaft gear or sprocket)	6265	Spacer (P/S pump adjusting bracket)	3D600
Spacer (eng. crankshaft damper)	6359	Spacer (P/S pump ground)	3C530
Spacer (eng. exhaust valve spring)	6515	Spacer (P/S pump mounting)	3642
Spacer (eng. flywheel crankshaft)	6A324	Spacer (pulley to fan)	8546
Spacer (eng. flywheel reinforcing plate)	6376	Spacer (radiator)	8A045
Spacer (eng. front mount)	6B095	Spacer (radiator grille guard brace)	8B147
Spacer (eng. front support)	6A096	Spacer (radiator grille guard to bumper)	8A420
Spacer (eng. front support insulator)	6A066	Spacer (radiator grille opening side panel mounting)	8A326
Spacer (eng. support insulator)	6A027	Spacer (radiator grille ornament stud)	8B386
Spacer (eng. timing pointer)	6B089	Spacer (radiator guard lower to frame)	8C053-4
Spacer (eng. valve spring)	6515	Spacer (radiator guard to cross member)	5067
Spacer (exhaust air supply pump mounting bracket)	9B461	Spacer (radiator splash shield to frame)	5072
Spacer (exhaust control valve)	9A470	Spacer (radiator to front support)	8A360
Spacer (exhaust manifold to cylinder head)	9438	Spacer (radio knob)	18A830
Spacer (exhaust manifold to muffler inlet pipe)	9A435	Spacer (rear axle differential bearing)	4295
Spacer (flywheel mounted P.T.O. drive gear roller bearing)	7A668	Spacer (rear axle differential drive gear bearing)	4578
Spacer (flywheel mounted P.T.O. idler gear bearing)	7A638	Spacer (rear axle differential main drive bearing)	4577
Spacer (flywheel mounted P.T.O. oil pump gear)	7A690	Spacer (rear axle differential idler gear bearing)	4582
Spacer (flywheel mounted P.T.O. pump gear)	7A690	Spacer (rear axle differential idler gear bearing cone)	4583
Spacer (frame No. 2 cross member)	5A090	Spacer (rear axle drive pinion transfer gear)	4444
Spacer (frame sidemember to front cross member)	5A110	Spacer (rear axle driving pinion bearing)	4537, 4662
Spacer (front axle driving pinion bearing retainer)	4537	Spacer (rear axle driving pinion bearing retainer)	4537
Spacer (front axle spindle bearing)	3299	Spacer (rear axle power divider cluster gear)	4448-9
Spacer (front hub)	1199	Spacer (rear axle power divider cover bearing)	4537
Spacer (front shock absorber bracket to side member rear)	18199	Spacer (rear axle power divider differential bearing)	4295
Spacer (front spring bracket)	5B309	Spacer (rear axle power divider differential pinion)	4447
Spacer (front spring clamp)	5731	Spacer (rear axle power divider output shaft front bearing to transfer gear)	4473
Spacer (front spring to axle)	5A313	Spacer (rear axle power divider output shaft transfer gear)	4472
Spacer (fuel filter bracket)	9180	Spacer (rear axle shaft)	4294
Spacer (fuel pump link & spring retainer)	9382	Spacer (rear axle thru shaft bearing)	4A059
Spacer (fuel tank bracket to frame)	9071	Spacer (rear axle torque arm bracket)	4A002
Spacer (generator to mounting bracket)	10148	Spacer (rear brake cylinder cup)	2227
Spacer (headlamp switch)	11675	Spacer (rear lamp lens)	13A459
Spacer (heater core)	18C632	Spacer (rear shock absorber bracket to side member rear)	18199
Spacer (horn bracket spring)	13827	Spacer (rear spoke wheel rim)	1044
Spacer (idler pulley)	8A613	Spacer (rear spring clamp)	5731
Spacer (idler pulley bracket)	8A652	Spacer (rear spring hanger)	5753
Spacer (intake manifold bolt)	9C489	Spacer (rear spring seat)	5A565
Spacer (parking brake bellcrank to trans.)	2A750	Spacer (rear spring seat oil seal)	5A559
Spacer (parking brake control mounting)	2849	Spacer (rear support beam transverse bar)	5A633
Spacer (P/S aux. reservoir tube)	3F509	Spacer (rear wheel inner bearing)	1A011
Spacer (P/S column lever bearing retaining)	3D762	Spacer (speedo. drive gear)	17288
Spacer (P/S control valve spool)	3A658	Spacer (starter motor armature)	11A051
Spacer (P/S cylinder ball stud spring)	3D625	Spacer (starter motor grounded brush holder)	11A043
Spacer (P/S cylinder control valve centering spring)	3C518	Spacer (starter motor insulator brush holder)	11A042
Spacer (P/S cylinder mounting bracket)	3C626	Spacer (steering column brace)	3578
Spacer (P/S drag link control valve centering spring)	3C518	Spacer (steering column shaft coupling)	3C760
Spacer (P/S gear actuator)	3E567		
Spacer (P/S gear piston poppet valve)	3E625		

INDEX

PART NAME	GROUP NUMBER	PART NAME	GROUP NUMBER
S - cont'd.		S - cont'd.	
Spacer (steering column upper bearing spring)	3B703	Spacer (transfer case control lever bracket)	7A148
Spacer (steering gear housing)	3A572	Spacer (transfer case counter shaft bearing)	7125
Spacer (steering gear to frame)	3566	Spacer (transfer case idler shaft gear)	7B320
Spacer (throttle cable bracket)	9K706	Spacer (transfer case input shaft)	7A059
Spacer (throttle control bracket)	9B867	Spacer (transfer case insulator)	7264
Spacer (trans. air hose clip)	7344	Spacer (transfer case rear output shaft drive gear bearing)	7080
Spacer (trans. aux. main shaft hole gear)	7115	Spacer (turn indicator switch)	13A398
Spacer (trans. aux. shift drive gear)	7115	Spacer (water filter)	8B230
Spacer (trans. control lever)	7E097	Spacer (windshield wiper motor output shaft)	17A558
Spacer (trans. control selector lever mounting bracket)	7370	Spacer (windshield wiper motor to mounting bracket)	17B501
Spacer (trans. converter cover stack)	7971	Spacer (windshield wiper mounting)	17514
Spacer (trans. counter shaft bearing)	7115	Spacer assy. (front suspension air cylinder)	3A192,
Spacer (trans. counter shaft drive gear)	7115	Spacer assy. (rear spring)	3B254, 5729
Spacer (trans. counter shaft front bearing retainer)	7125	Spacer & brush kit (alternator)	10347
Spacer (trans. counter shaft gear)	7115	Spare wheel lock kit (side mounted)	1386
Spacer (trans. counter shaft gear bearing)	7115	Spark plug assy.	12405
Spacer (trans. counter shaft gear bearing roller)	7125	Spark plug & gasket assy. (heater)	18B515
Spacer (trans. counter shaft gear pilot bearing)	7115, 7135	Speaker assy. (radio receiver)	18808
Spacer (trans. counter shaft second & third gear)	7115	Speaker kit (stereo)	18808
Spacer (trans. extension bearing)	7-7094, 7D450	Speedometer assy.	17255
Spacer (trans. gearshift rod)	7E275	Spider & bearing (front axle shaft universal joint)	3249
Spacer (trans. head end splitter control)	7B278	Spindle (front axle)	3105-6
Spacer (trans. input shaft)	7A059	Spindle assy. (front wheel)	3105-6
Spacer (trans. input shaft bearing to converter inner race)	7063	Spindle assy. (fuel injector)	9G508
Spacer (trans. input shaft bearing to inner race)	7063	Spool repair kit (cab lift pump)	5B366
Spacer (trans. low oil pressure regulator valve)	7470	Spotlight assy. (less brackets)	15300-2
Spacer (trans. mainshaft gear)	7173	Spotlight & bracket kit	15313
Spacer (trans. mounting)	7C286	Spring (accelerator bellcrank to carb. lever tension)	9736
Spacer (trans. oil filter cover)	7C021	Spring (accelerator lever)	9624
Spacer (trans. output shaft)	7D233, 7482	Spring (accelerator pedal pivot)	9C804
Spacer (trans. output shaft bearing)	7B320	Spring (accelerator retracting)	9737
Spacer (trans. output shaft cluster gear bearing)	7139	Spring (accelerator shaft to pedal)	9760
Spacer (trans. output shaft drive gear bearing)	7B319	Spring (air brake actuating pedal arm retracting)	2A241
Spacer (trans. output shaft fourth speed overdrive)	7117	Spring (air brake actuating wedge load)	2B208
Spacer (trans. output shaft gear)	7064, 7115	Spring (air brake actuating wedge positioning)	2B204
Spacer (trans. output shaft needle bearing)	7A076, 7117	Spring (air brake actuating wedge return)	2B205
Spacer (trans. output shaft rear bearing)	7072	Spring (alternator brush)	10349
Spacer (trans. output shaft reduction gear)	7B334	Spring (booster control valve return)	2A157
Spacer (trans. output shaft second speed gear bearing)	7A076, 7189	Spring (brake adjuster torsion)	2051
Spacer (trans. rear counter shaft)	7072	Spring (brake adjusting lever override)	2D176
Spacer (trans. rear support to frame)	A7264	Spring (brake adjusting lever return)	2A180
Spacer (trans. retarder cable bracket)	7C077	Spring (brake air chamber diaphragm return)	2321
Spacer (trans. reverse band servo)	7D300	Spring (brake automatic adjusting lever return)	2A180
Spacer (trans. reverse idler gear bearing)	7482	Spring (brake booster)	2361, 2418
Spacer (trans. reverse idler gear shaft)	7482	Spring (brake booster control valve)	2392
Spacer (trans. shift rod)	7B416	Spring (brake booster vacuum control valve)	2438
Spacer (trans. shift yoke)	7E190, 7E191	Spring (brake cylinder piston return)	2204-5
Spacer (trans. throttle pressure valve secondary)	7D227	Spring (brake pedal retracting)	2472
		Spring (brake shoe adjusting screw)	2049
		Spring (brake shoe hold down)	2068
		Spring (brake shoe retainer)	2125
		Spring (brake shoe retracting)	2035-6, retainer)

INDEX

PART NAME	GROUP NUMBER	PART NAME	GROUP NUMBER
S - cont'd.		S - cont'd.	
Spring (brake vacuum booster push rod seal)	2375	Spring (fuel filter element seal)	9C313
Spring (brake vacuum pump rotor seal plate)	2A552	Spring (fuel injection pump control assist)	9F547, 9737
Spring (cab counterbalance)	5471	Spring (fuel injector control bellcrank return)	9J574
Spring (cab lock hook return)	5004	Spring (fuel injector nozzle)	9F537
Spring (cab mounting compressing)	5B383	Spring (fuel pump cable connector)	9A368
Spring (carb. accelerator pump diaphragm return)	9636	Spring (fuel pump diaphragm)	9396
Spring (carb. accelerator pump lever adjusting)	9571	Spring (fuel pump filter retainer)	9342
Spring (carb. accelerator pump lever return)	9636	Spring (fuel pump hand lever)	9B346
Spring (carb. accelerator pump overtravel)	9A538	Spring (fuel pump valve)	9360
Spring (carb. accelerator pump rod)	9D598	Spring (fuel shut-off valve)	9D293
Spring (carb. backfire relief plate)	9976	Spring (fuel tank insulator)	9130
Spring (carb. choke control)	9587	Spring (generator brush)	10057
Spring (carb. choke lever)	9C513	Spring (headlamp ball ring)	13031
Spring (carb. choke plate)	9560	Spring (hood assist)	16C644
Spring (carb. dashpot diaphragm return)	9636	Spring (hood aux. catch)	16897
Spring (carb. deceleration pop valve piston)	9976	Spring (hood check cable)	16C728
Spring (carb. fast idle adjusting screw)	9578	Spring (hood check cable storage)	16B930
Spring (carb. fast idle cam plunger)	9587	Spring (hood hinge)	16789
Spring (carb. float)	9A519	Spring (hood latch cam)	16767
Spring (carb. float bowl vent return)	9560	Spring (hood latch trigger)	16921
Spring (carb. float dampener)	9F570	Spring (hood support rod)	16832
Spring (carb. governor diaphragm)	9C507	Spring (horn blowing)	13A807
Spring (carb. governor throttle lever)	9980	Spring (horn button index)	14479
Spring (carb. idle enrichment valve)	9540	Spring (ignition switch retaining)	11581
Spring (carb. lever)	9624	Spring (instrument panel parking brake warning lamp retaining)	10A848
Spring (carb. secondary throttle diaphragm return)	9B504	Spring (lockout hub)	1A024
Spring (carb. throttle return)	9B569	Spring (lockout hub pressure)	1A054
Spring (carb. vacuum distributor ball check valve)	9606	Spring (muffler to frame)	5A291
Spring (clutch master cylinder by-pass valve)	7A713	Spring (parking brake adjusting)	2749
Spring (clutch master cylinder piston)	7A707	Spring (parking brake band support)	2640
Spring (clutch master cylinder pressure valve pin)	7A709	Spring (parking brake compression)	2635
Spring (clutch master cylinder relief valve)	7A714	Spring (parking brake lever pawl)	2788
Spring (clutch pedal lever assist)	7A600	Spring (parking brake lever return)	2A651
Spring (clutch pressure plate inner)	7A609	Spring (parking brake link)	2A601
Spring (clutch pressure plate outer)	7A608	Spring (parking brake release)	2634
Spring (clutch pressure plate release)	7523	Spring (parking brake release control)	2793
Spring (clutch release lever)	7591	Spring (power brake booster plunger return)	2B156
Spring (clutch release lever anti-rattle)	7562	Spring (P/S cylinder ball stud)	3327
Spring (clutch release lever aux.)	7595	Spring (P/S drag link ball stud)	3327
Spring (clutch release retracting)	7523	Spring (P/S drag link valve plunger)	3327
Spring (distributor)	12191-2	Spring (P/S gear actuator)	3E568
Spring (distributor breaker plate)	12A187	Spring (P/S gear control valve)	3E580
Spring (distributor eng. governor valve weight)	12464	Spring (P/S gear piston poppet valve)	3E624
Spring (eng. crankcase oil cooler relief valve)	6854	Spring (P/S pump flow control valve)	3A570
Spring (eng. governor throttle control)	12A477	Spring (P/S pump oil filter retaining)	3B688
Spring (eng. governor throttle control aux. lever)	18222	Spring (P/S pump pressure plate)	3D596
Spring (eng. oil filter by-pass valve)	6837	Spring (P/S pump slipper)	3B601
Spring (eng. oil filter relief valve)	6889	Spring (radiator & headlamp guard latch)	8B492
Spring (eng. oil filter element retaining)	6889	Spring (radiator mounting)	8130
Spring (eng. oil pump relief valve)	6670	Spring (radiator shutter control)	8A176
Spring (eng. valve)	6513	Spring (rear air brake applicator)	2A466
Spring (eng. valve rocker arm to shaft locating)	6587	Spring (rear axle clutch gear collar pin)	4263
Spring (exhaust air supply pump vane shoe)	9B476	Spring (rear axle differential carrier oil tube contact)	4160
Spring (exhaust control valve stop)	9A458	Spring (rear axle differential clutch)	4214
Spring (exhaust control valve tension)	9A469	Spring (rear axle differential lockout shift push rod)	4566
Spring (exhaust thermostat control valve)	9449		
Spring (exhaust thermostat control valve coil)	9467		
Spring (front axle spindle pin oil seal retainer)	3277		

INDEX

PART NAME	GROUP NUMBER	PART NAME	GROUP NUMBER
S - cont'd.		S - cont'd.	
Spring (rear axle differential lubricator feeder)	4360	Spring (trans. kickdown control lever retracting)	7B146
Spring (rear axle power divider differential lockout shift lever return)	4458	Spring (trans. low & reverse)	7219
Spring (rear axle power divider differential shift)	4A136	Spring (trans. low & reverse clutch piston)	7D182
Spring (rear axle push rod compression)	4A191	Spring (trans. low & reverse gate plunger)	7219
Spring (rear axle shift drive lever)	4A107	Spring (trans. low & reverse shaft lock ball)	7234
Spring (rear brake cam & lever anti-rattle)	2A601	Spring (trans. main control lower valve body cover relief valve)	7754
Spring (rear view outside mirror arm pivot)	17B745	Spring (trans. main control rear pump check valve)	7A128
Spring (rocker arm return)	9380	Spring (trans. main control throttle valve return)	7-7761
Spring (brake shoe connecting)	2035	Spring (trans. manual control valve detent lever)	7A261
Spring (starter motor air reservoir inlet valve)	11206	Spring (trans. manual valve detent)	7-7605
Spring (starter motor air reservoir relief valve)	11208	Spring (trans. oil filter retainer)	7C262
Spring (starter motor armature thrust)	11A013	Spring (trans. oil pressure regulator front check valve)	7A205
Spring (starter motor brush holder)	11059	Spring (trans. oil pressure regulator low control valve)	7D160, 7-7465
Spring (starter motor drive)	11375	Spring (trans. overdrive shift fork & rail retractor)	7685
Spring (starter motor drive assist)	11494	Spring (trans. park plate torsion)	7D417
Spring (starter motor drive lubricator loading)	11A015	Spring (trans. parking pawl return)	7D070
Spring (starter motor plunger return)	11103	Spring (trans. parking pawl toggle return)	7-7314, 7E416
Spring (starter motor relay valve)	11203	Spring (trans. parking pawl torsion)	7A180
Spring (starter motor solenoid return)	11103	Spring (trans. poppet)	7234
Spring (starter motor solenoid shaft)	11416	Spring (trans. pressure regulator valve)	7A270
Spring (starter motor yoke return)	11A049	Spring (trans. rear band servo accumulator)	7-7369
Spring (steering column shaft universal joint)	3C669	Spring (trans. rear band servo piston)	7-7415, 7D474
Spring (steering column upper bearing)	3520	Spring (trans. rear clutch piston)	7A480
Spring (throttle shaft to governor housing seal)	9955	Spring (trans. rear clutch pressure plate)	7E085
Spring (trailer brake air hose retaining)	2955	Spring (trans. reverse & first shift finger)	7234
Spring (trans.)	7227	Spring (trans. reverse clutch piston return)	7D405
Spring (trans. aux. air shift valve actuator)	7321	Spring (trans. reverse gate plunger)	7219
Spring (trans. aux. air valve actuating plunger)	7219	Spring (trans. reverse gear shifter shaft gate lock ball)	7234
Spring (trans. aux. shift rod)	7234	Spring (trans. reverse servo piston)	7D031
Spring (trans. control selector lever)	7B071	Spring (trans. reverse shift finger plunger)	7219
Spring (trans. converter inner race to stator roller)	7A806	Spring (trans. reverse shift lug)	7219
Spring (trans. converter stator clutch)	7A814	Spring (trans. second speed gear lock pin)	7194
Spring (trans. direct drive clutch piston)	7B488	Spring (trans. second speed synchronizer hub)	7234
Spring (trans. first range clutch piston release)	7D182	Spring (trans. second & third)	7219
Spring (trans. forward clutch release)	7B488	Spring (trans. second & third range piston return)	7B488
Spring (trans. fourth & direct)	7219	Spring (trans. shift bar housing)	7219
Spring (trans. fourth range clutch return)	7B488	Spring (trans. shift control rod)	7B113, 7523
Spring (trans. front band servo piston retracting)	7A003	Spring (trans. shift fork bar)	7234
Spring (trans. front clutch piston disc)	7B070	Spring (trans. shift fork cam & shaft lock plunger)	7234
Spring (trans. gearshift ball reverse detent)	7234	Spring (trans. shift interlock)	7234
Spring (trans. gearshift lever)	7208, 7227	Spring (trans. shifter shaft)	7234
Spring (trans. gearshift rod)	7234	Spring (trans. shifter shaft torsion)	7219
Spring (trans. gearshift selector stop)	7293	Spring (trans. shifter shafts interlock)	7234
Spring (trans. gearshift selector tube)	7379	Spring (trans. sliding gear tension)	7234
Spring (trans. gearshift shaft lock plunger)	7234	Spring (trans. splitter high clutch piston return)	7C295, 7-7672
Spring (trans. gearshift tube retract)	7227	Spring (trans. splitter low clutch piston return)	7-7686
Spring (trans. gearshifter shaft poppet)	7219, 7234	Spring (trans. synchronizer blocking)	7B137
Spring (trans. high clutch piston)	7A479, 7A480	Spring (trans. synchronizer low & reverse)	7D176
Spring (trans. interlock shaft)	7234		
Spring (trans. intermediate band servo piston)	7D028		
Spring (trans. intermediate clutch piston)	7603		

INDEX

PART NAME	GROUP NUMBER	PART NAME	GROUP NUMBER
S - cont'd.		S - cont'd.	
Spring (trans. synchronizer poppet)	7B294	Stop (power brake booster control valve piston)	2B132
Spring (trans. third & high gear shifter shaft)	7234	Stop (P/S drag link valve spool travel regulator)	3C560
Spring (trans. throttle downshift valve)	7A289	Stop (rear axle air shift push rod)	4A192
Spring (trans. throttle modulator valve)	7A286	Stop (starter motor pinion & retainer snap ring)	11066
Spring (trans. throttle valve return)	7C471	Stop (steering arm)	3A706
Spring (trans. transfer case shift lock)	7234	Stop (trans. control shaft to trans.)	7C168
Spring (transfer case shift rod poppet)	7219 , 7234	Stop (trans. gearshift lever low & reverse)	7A112
Spring (turn indicator control arm tension)	13346	Stop (trans. oil pump spring)	7C168
Spring (turn indicator pawl)	13316	Stop (trans. reverse band adjusting)	7C492
Spring (turn indicator switch hub)	13355	Stop assy. (accelerator pedal detent)	9A858
Spring (vacuum fuel pump diaphragm)	9315	Stop assy. (windshield wiper motor)	17C479
Spring (voltage regulator armature tension)	10557	Stop & screw assy. (eng. primer control cable stop)	9A713
Spring (water filter element support)	8A472	Strainer (eng. oil filler pipe)	6B614
Spring (windshield defroster outlet door control)	18B349	Strainer (hood)	16613
Spring (windshield wiper motor brush)	17B599	Strainer (rear axle air)	4418
Spring assy. (aux.)	5588	Strainer assy. (filter bowl)	9365
Spring assy. (front)	5310	Strap (A/C temperature control tube)	19C610
Spring assy. (rear)	5560	Strap (alternator heat shield)	10B312
Spring assy. (trans. manual valve detent)	7E332	Strap (battery support)	10A678
Spring & ball repair kit (trans. shift valve detent)	7A261	Strap (emergency warning indicator mounting)	13B320
Spring centering kit (P/S control valve)	3A675	Strap (front brake shoe anchor pin)	2028
Spring & extension kit (accelerator return)	9737	Strap (front fender apron to dash panel)	16A054
Spring & insert repair kit (trans. low & reverse synchronizer)	7109	Strap (fuel pump connection block)	9A382
Spring repair kit (trans. control oil pressure compensator)	7D245	Strap (fuel tank hanger)	9068
Spring repair kit (trans. high clutch piston)	7A480	Strap (ignition coil mounting)	12043-4
Spring repair kit (trans. main oil pressure regulator valve)	7A270	Strap (instrument control cable retaining)	10A938
Spring & retainer (brake & clutch master cylinder piston return)	2145	Strap (radio receiver hood bonding)	18870
Spring & retainer (fuel filter element)	9149	Strap (starter motor heat shield)	10B312
Spring & retainer repair kit (trans. oil pressure regulator valve)	7B025	Strap (trans. oil filter retainer)	7C261
Springs & rollers repair kit (trans. stator)	7A492	Strap (turn indicator switch mounting)	13B320
Sprocket (eng. camshaft)	6256	Strap assy. (brake air reservoir)	2A271
Sprocket (eng. crankshaft)	6306	Strap assy. (fuel tank)	9054
Stabilizer (accelerator bellcrank)	9D702	Strap assy. (fuel tank support)	9092
Stabilizer assy. (hood)	16C658	Striker (hood latch)	16A944
Stanchion assy. (radio antenna)	18919	Striker plate (eng. cover latch)	6A084
Starter assy.	11001-2	Strip (running board skid)	16A482
Stator assy. (alternator)	10336	Strut (trans. front band actuating)	7A158
Stator assy. (trans. converter)	7932	Strut (trans. intermediate band anchor)	7D430
Stator kit (alternator)	10336	Strut (trans. intermediate brake band)	7D029
Stator, rectifier & housing assy. (alternator)	10A388	Strut (trans. rear band)	7A172 , 7A175
Stem (carb. backfire relief plate valve)	9593	Strut (trans. reverse band anchor)	7A175
Stem assy. (brake booster A/C valve diaphragm)	2323	Stud (alternator belt adjustment arm)	10B382
Step bumper kit (rear)	17906	Stud (aux. fuel tank bracket)	9096
Stereo tape player kit	19A035	Stud (brake carrier plate to air chamber)	2043
Stiffener (P/S mounting bracket)	3F525	Stud (brake vacuum booster body)	2350
Stop (accelerator pedal)	9816	Stud (brake vacuum pump cover)	2B051
Stop (alternator rotor)	10A360	Stud (carb. air cleaner retaining)	9A659
Stop (brake booster slave cylinder piston)	2A265	Stud (clutch housing to trans. case)	7C207
Stop (distributor)	12202	Stud (eng. crankshaft main bearing shoulder)	6345
Stop (front suspension lower arm)	3A016	Stud (eng. cylinder head to manifold)	6K046
		Stud (eng. push rod cover to block)	6B088
		Stud (eng. rear support insulator)	6047
		Stud (eng. valve rocker arm shaft support)	6A527
		Stud (eng. valve rocker arm support)	6A527

INDEX

PART NAME	GROUP NUMBER	PART NAME	GROUP NUMBER
S - cont'd.		S - cont'd.	
Stud (front axle housing spring seat)	3C142	Support (brake booster)	2B313
Stud (front axle steering arm to spindle)	3A146	Support (cab to frame rear)	5A036
Stud (front shock absorber mounting)-lower	18036	Support (cable to floor pan)	7E447
Stud (front spring shackle)	5465	Support (circuit breaker mounting bracket)	12305
Stud (headlamp & radiator grille guard latch)	18416	Support (coupling shaft center bearing)	4808
Stud (P/S cylinder)	3B711	Support (dash panel to eng. wiring)	14A194
Stud (P/S drag link ball)	3284	Support (eng. air cleaner)	9B604, 9A697
Stud (P/S pump reservoir)	3E631	Support (eng. air cleaner bracket & intake tube)	9C694
Stud (P/S pump support)	3D683	Support (eng. front insulator)	6A057
Stud (parking brake link)	2837	Support (eng. oil level indicator)	6B609
Stud (radiator grille & headlamp guard latch)	18416	Support (eng. priming fluid reservoir bracket)	9D836
Stud (rear air brake dust shield spacer)	2224	Support (eng. rear splash shield)	16A582-3
Stud (rear axle housing)	4323, 4396	Support (eng. stabilizer bumper)	6B042
Stud (rear axle power divider cover)	4336	Support (eng. valve rocker arm shaft)	6531
Stud (rear axle retainer to shift motor)	4A155	Support (exhaust air supply pump bracket)	9B451
Stud (rear axle shift bracket to shift motor housing)	4A155	Support (front fender to apron)	16C080-1
Stud (rear axle shifter housing)	4336	Support (front spring)	5B306
Stud (rear shock absorber to frame)	18196	Support (fuel shut-off control)	9E315
Stud (rear shock absorber to spring seat cap)	18193	Support (fuel tank)	9053
Stud (rear suspension saddle hanger pin retainer)	5A612	Support (fuel tank brace)	9A075-6
Stud (spare wheel carrier)	1458	Support (generator bracket)	10258
Stud (steering gear mounting)	3C765	Support (hood latch)	16774
Stud (trans. air cylinder)	7311	Support (hood side air cleaner)	16B670
Stud (trans. aux. power cylinder anchor)	7311	Support (hood side panel)	8042
Stud (trans. brake support)	7B420	Support (idler pulley bracket)	8A653
Stud (trans. case)	7C207	Support (P/S oil cooling tube)	3C750
Stud (trans. case support)	7B420	Support (P/S pump)	3C511
Stud (trans. case rear support)	7C207	Support (P/S pump oil filter)	3C677
Stud (trans. clutch housing)	7C207, 7B420	Support (parking brake cable)	2A664
Stud (trans. counter shaft rear bearing retainer)	7C213	Support (parking brake lever)	2A707
Stud (trans. head end splitter control & cable)	7B277	Support (parking brake lever sector)	2797
Stud (trans. input shaft bearing cap)	7B420	Support (radiator)	16138
Stud (trans. low range counter shaft rear bearing cap)	7B420	Support (radiator grille)	8182-3
Stud (trans. oil pump)	7B419	Support (radiator grille bracket mounting)	8A489
Stud (trans. output shaft bearing cap)	7B420	Support (radiator grille guard)	8B146
Stud (trans. rear support adjustment)	7B050, 7168	Support (radiator grille opening side panel moulding)	8A385
Stud (transfer case to support)	7A053	Support (radiator grille upper)	8407
Stud assy. (rear axle torque arm ball)	4613	Support (radiator hose)	8A483
Stud & washer assy. (front shock absorber to axle)	18033	Support (radiator lower)	8A058, 8A450
Suction line (A/C evaporator to compressor)	19A717, 19867, 19919	Support (radiator side)	8A361, 16152-3
Support (A/C compressor bracket)	2902	Support (rear view outside mirror front)	17678-9
Support (A/C compressor bracket rear)	2907	Support (rear view outside mirror rear upper)	17A731
Support (A/C compressor mounting bracket)	2A881	Support (spare wheel carrier stop bar)	1497
Support (air brake compressor bracket)	2902	Support (trans. front cross shaft)	7795
Support (air brake reservoir tank front)	2A205	Support (trans. front cross shaft remote control)	7B110
Support (air cleaner bracket & intake tube)	9A618	Support (trans. gearshift rod)	7E274
Support (alternator belt guard)	10B385	Support (trans. main shaft rear quill)	7195
Support (alternator bracket)	10258	Support (trans. rear)	7A033, 7A383, 7-7925
Support (aux. trans. shift control)	7B016	Support (trans. remote control cable)	7B117
Support (brake air chamber spring)	2A467	Support (trans. remote control mounting)	7B062
		Support (trans. remote control side)	7B063
		Support (trans. selector control cable to floor pan)	7-7076

INDEX

PART NAME	GROUP NUMBER	PART NAME	GROUP NUMBER
S - cont'd.		S - cont'd.	
Support (transfer case mounting)	7A051-2	Switch assy. (A/C temperature control)	19A945
Support assy. (brake caliper)	2B301	Switch assy. (A/C temperature control sensing)	19A673
Support assy. (carb. booster venturi)	9A523	Switch assy. (A/C thermostat overheat)	19619
Support assy. (coupling shaft center bearing)	4800	Switch assy. (brake low air pressure)	2A574
Support assy. (driveshaft center bearing)	4306	Switch assy. (brake low pressure warning)	2B339
Support assy. (eng. air intake tube to frame)	9C692	Switch assy. (cargo lamp)	15443
Support assy. (eng. aux. power pack)	6B014	Switch assy. (clearance lamps)	15443
Support assy. (eng. front insulator)	6B014	Switch assy. (courtesy lamp)	13713, 13752
Support assy. (eng. oil filter mounting outer)	6B655-6	Switch assy. (differential lockout indicator lamp)	10B853
Support assy. (eng. rear)	6A023	Switch assy. (distributor delay-spark control)	7E440
Support assy. (front fender)	16A214-5	Switch assy. (distributor modulator ambient)	12A164
Support assy. (fuel tank fuel leveling hose)	9A080	Switch assy. (electric fuel pump oil pressure)	9344
Support assy. (fuel tank vent expansion tank housing)	9A232	Switch assy. (emergency warning)	13A350
Support assy. (hood reinforcement rear)	16C756-7	Switch assy. (emergency warning indicator)	13B302
Support assy. (radiator to frame)	8A339	Switch assy. (fuel pump manual control)	9A388
Support assy. (rear view outside mirror lower)	17059, 17A736	Switch assy. (fuel tank selector)	9A050
Support assy. (rear view outside mirror rear lower)	17A726-8	Switch assy. (glo plug blinker)	15443
Support assy. (rear view outside mirror rear upper)	17A730	Switch assy. (headlamp blinker)	15443
Support assy. (rear view outside mirror upper)	17016, 17A732	Switch assy. (headlamp dimmer)	13A024
Support assy. (relay to starter cable)	14550	Switch assy. (headlamp on instrument panel)	11654
Support assy. (running board front)	16458	Switch assy. (heater)	18578
Support assy. (running board rear)	16A486	Switch assy. (heater overheat thermostat)	18B498
Support assy. (spare wheel carrier)	1405	Switch assy. (horn)	13A805
Support assy. (stereo tape player)	19A071	Switch assy. (horn blowing)	13A875
Support assy. (steering column)	3B718	Switch assy. (ignition)	11572
Support assy. (steering idler arm)	3436	Switch assy. (instrument panel lamp)	13740
Support assy. (throttle control lever)	9E315	Switch assy. (interior lamp)	13752
Support assy. (tractor brake air hose)	2A313	Switch assy. (low vacuum warning indicator)	10A922
Support assy. (trans.)	7925	Switch assy. (manifold pre-heating plug)	9A444
Support assy. (trans. center)	7C339	Switch assy. (marker lamp blinker)	15443
Support assy. (trans. converter stator)	7A108	Switch assy. (panel lamp blinker)	15443
Support assy. (trans. kickdown rod)	7E286	Switch assy. (parking lamp blinker)	15443
Support assy. (trans. planetary gears)	7A130	Switch assy. (rear axle electric shift automatic)	4107
Support assy. (trans. remote control mounting)	7B061	Switch assy. (rear axle electric shift control)	4078
Support & bearing assy. (trans. converter)	7A108	Switch assy. (retarder oil temperature warning indicator)	13968
Support & bushing assy. (trans. center)	7A130	Switch assy. (stop light)	13480
Support & bushing assy. (trans. converter stator)	7A108	Switch assy. (trailer lamp blinker)	15443
Support kit (eng. valve rocker arm shaft)	6531	Switch assy. (trans. gearshift neutral)	7A247
Support kit (starter motor brush)	11389	Switch assy. (trans. overdrive accelerator kickdown)	6918
Support & parking brake bellcrank bracket assy. (trans. rear)	7B120	Switch assy. (trans. overdrive governor)	6937
Support & tube assy. (frame)	5A562	Switch assy. (trans. spark control)	7E440
Switch (air brake low pressure)	18737	Switch assy. (turn indicator)	13B302
Switch (brake pressure differential valve warning lamp)	2B264	Switch assy. (warning stop lamp)	13713
Switch (starter motor relay solenoid)	11450	Switch assy. (water temperature indicator lamp)	10884
Switch (trans. overdrive accelerator kickdown)	7A652	Switch assy. (windshield washer push button)	11500
Switch (water temperature indicator lamp)	10B843	Switch assy. (windshield wiper & washer)	17A553
Switch assy. (A/C)	19986	Switch & bracket (instrument panel emergency warning flasher)	10C841
Switch assy. (A/C freon safety loss)	19A673	Switch & bracket (parking brake indicator)	15A851
Switch assy. (A/C pressure cut-off)	19D594	Switch & escutcheon assy. (spotlamp control)	15224
		Switch, flasher & wiring assy. (emergency warning)	15583
		Switch & mounting plate (emergency flasher)	13341
		Switch & mounting plate assy. (turn indicator)	13341
		Switch & wiring (utility lamp)	15B590
		Switch & wiring assy. (emergency warning flasher)	15B590

INDEX

PART NAME	GROUP NUMBER	PART NAME	GROUP NUMBER
S - cont'd.		T - cont'd.	
Switch & wiring assy. (fog lamp)	15A214	Terminal (starter motor field)	11102
Switch & wiring assy. (windshield washer)	17578	Terminal (starter motor solenoid coil)	11A031
Switch repair kit (rear axle shift)	4107	Terminal (wire)	14461, 14468, 14474
Swivel (carb. choke diaphragm adjusting)	9F558	Terminal assy. (alternator)	10B373
Swivel (carb. choke plate adjusting)	9D563	Terminal assy. (fuse holder)	14A034
Swivel (trans. aux. air shift valve)	7320	Terminal assy. (wiring)	14A441
Synchronizer (trans. output shaft fifth, sixth, eleventh & twelfth speed)	7124	Terminal kit (starter motor field)	11102
Synchronizer assy. (trans.)	7124	Terminal & plate assy. (starter motor)	11A038
Synchronizer assy. (trans. first & second)	7124	Terminal stud & related parts kit (generator)	10211
Synchronizer assy. (trans. fourth & fifth speed)	7124	Thermostat (water)	8575
Synchronizer assy. (trans. high & intermediate)	7124	Thermostat assy. (A/C evaporator temperature control)	19618
Synchronizer assy. (trans. high range counter shaft)	7B272	Thermostat assy. (carb. air cleaner)	9667
Synchronizer assy. (trans. low & reverse)	7124	Thermostat assy. (carb. air cleaner air duct)	9B650
Synchronizer assy. (trans. output shaft high & low range)	7124	Thermostat assy. (radiator shutter control)	8488
Synchronizer assy. (trans. output shaft splitter)	7124	Thermostat assortment (water)	8575
Synchronizer assy. (trans. second & third speed)	7124	Thimble (transfer case shift rod hole)	7A107
Synchronizer assy. (trans. third & fourth)	7124	Thinners	Δ
T		Thrust washer (eng. center main bearing)	6A341
Tab (P.T.O. piston guide sleeve locking)	7A768	Thrust washer kit (eng. center main bearing)	6A355
Tachograph assy.	17A266	Tip replacement kit (speedo. cable)	17A254
Tachometer	17360	Tone alert (citizens band transceiver)	18801
Tachometer kit	17A326	Tool (electrical terminal crimping)	17018
Tandem suspension assy.	5888, 5890, 5A547	Top tank, baffle & gasket set	8061
Tank (radiator left hand side)	8080	Torsion bar (front suspension)	3A360
Tank (radiator lower bolt on)	8080	Tot guard	19E535
Tank (radiator right hand side)	8061	Tower assy. (trans. gearshift)	7B101, 7201
Tank (radiator upper bolt on)	8061	Trailer hitch kit	19D520
Tank assy. (brake air reservoir)	2063	Trailer lamp plug & wiring kit	15A416
Tank assy. (fuel)	9002	Trailer wiring connector kit	14A347
Tank assy. (fuel tank vent expansion)	9A091	Trap (rear axle filler plug)	4A309
Tank assy. (P/S oil reservoir)	3A699	Trim (instrument cluster housing)	10A861
Tank assy. (radiator supply)	8A080	Trough (hood opening side)	16C647
Tape (electrical insulating)	Δ	Trunion (accelerator shaft to bellcrank rod)	9A846
Tape (masking)	Δ	Trunion (aux. trans. front bearing retainer)	7B022, 7248
Tappet assy. (eng. valve)	6500	Trunion (clutch release lever)	7522
Tee (air brake line)	18757	Trunion (trans. gearshift lever)	7B125
Tee (brake booster control)	2B350	Tube (air brake foot control valve to dash tee)	2919
Tee (eng. air inlet)	9C690	Tube (air brake foot control valve to front tee)	2897
Tee (windshield washer hose)	17A601	Tube (air brake foot control valve to manifold fitting)	2A014
Tee assy. (brake air compressor to reservoir)	2B433	Tube (air brake foot control valve to parking brake check valve)	2A084
Tee connector (trans. oil cooler water return)	8289	Tube (air brake foot control valve to rear tee or union first section)	2916
Terminal (alternator field)	10383	Tube (air brake foot control valve to rear tee second section)	2540, 2923
Terminal (battery cable)	14452	Tube (air brake foot control valve to trans. air tee)	2-2937
Terminal (electric wiring solderless crimp on type)	14294	Tube (air brake hand control valve to check valve)	2581
Terminal (high tension wire)	14466	Tube (air brake hand control valve to two way check valve tractor equipment)	2-2498
Terminal insulator kit (alternator)	10A383		
Terminal (spark plug)	14453		

Δ Refer to page 1 of Paint Section

INDEX

PART NAME	GROUP NUMBER	PART NAME	GROUP NUMBER
T - cont'd.		T - cont'd.	
Tube (air brake manifold to pressure gauge)	2930	Tube (brake air relay valve to rear brake tube connector)	2A289
Tube (air brake quick release valve to union)	2A059	Tube (brake air reservoir to elbow)	2A109
Tube (air brake relay valve to tee)	2A027, 2-2912	Tube (brake air reservoir to tee)	2A126
Tube (air brake release valve to fitting)	2050	Tube (brake air reservoir to trailer brake air protector valve)	2592
Tube (air brake reservoir connecting)	2571, 2A135, 2918	Tube (brake air straight)	2A540-3
Tube (air brake reservoir to booster tank end)	2589	Tube (brake booster connecting)	2B052
Tube (air brake reservoir to relay valve)	2A026	Tube (brake booster reservoir to booster)	2A028
Tube (air brake reservoir to tee)	2A146	Tube (brake booster to tee)	2A140, 2585
Tube (air brake stop light switch)	2A286	Tube (brake check valve to trailer shut-off valve)	2B226
Tube (air brake tee to front hose connector L.H.)	2915	Tube (brake foot control valve to tee)	2B229
Tube (air brake tee to front hose connector R.H.)	2914	Tube (brake foot control valve to trailer brake air shut-off valve)	2A483
Tube (air brake tee to manifold fitting)	2A078	Tube (brake hand control valve)	2B067
Tube (air cleaner to intake manifold)	9B697	Tube (brake manifold fitting to check valve)	2B234
Tube (air compressor governor to dash tee)	2A294	Tube (brake manifold to air windshield wiper control)	17B448
Tube (air compressor to reservoir at eng.)	2917	Tube (brake manifold to control valve)	2B233
Tube (air compressor to reservoir intermediate)	2917	Tube (brake manifold to front brake limiting valve)	2B235
Tube (air compressor to union)	2917	Tube (brake manifold to trailer shut-off valve)	2B228
Tube (air compressor to water pump)	2894	Tube (brake manifold to union)	2A141
Tube (air reservoir to brake booster)	2-2907	Tube (brake pressure reactivator to trailer shut-off)	2B232
Tube (air reservoir to starter motor control valve)	11195	Tube (brake reservoir union to tee)	2A278
Tube (air reservoir to union)	2904	Tube (brake shut-off to reactivator valve)	2B227
Tube (air supply line to air starter motor pressure)	11A006	Tube (brake vacuum straight)	2A546
Tube (anti-backfire valve vacuum)	9H563	Tube (carb. air cleaner air intake)	9652, 9A675
Tube (brake air booster to dash tee)	2570	Tube (carb. air cleaner hot air inlet)	9B632
Tube (brake air chamber connecting)	2A495-6	Tube (carb. air vent)	9522
Tube (brake air control valve to limit & quick release valve lower)	2A216	Tube (carb. balance)	9A501
Tube (brake air control valve to limit & quick release valve upper)	2A215	Tube (carb. float bowl connecting)	9534
Tube (brake air foot control valve to dash tee)	2A276	Tube (carb. float bowl vent)	9522
Tube (brake air foot control valve to front tee)	2A274	Tube (carb. to distributor extension)	18226
Tube (brake air foot control valve to manifold fitting)	2A285	Tube (check valve to trailer brake air protector valve)	2576
Tube (brake air foot control valve to two-way check valve tractor trailer equipment)	2A273	Tube (compressor governor to brake air foot control valve)	2A287-8
Tube (brake air hand control valve exhaust tractor equipment)	2-2496	Tube (dash tee or foot control valve to air compressor governor)	2913
Tube (brake air hand control valve exhaust tractor trailer equipment)	2A121	Tube (eng. air cleaner air intake lower)	9A611
Tube (brake air hand control valve to foot control valve tractor trailer equipment)	2A307	Tube (eng. crankcase vent)	6758
Tube (brake air hand control valve to manifold tractor equipment)	2-2499	Tube (eng. fuel filter to fuel reservoir)	9F302-3
Tube (brake air hand control valve to manifold tractor trailer equipment)	2A050	Tube (eng. fuel shut-off control front)	9F284
Tube (brake air hand control valve to tee)	2-2542	Tube (eng. fuel shut-off control rear)	9F285
Tube (brake air hand control valve to two-way check valve tractor equipment)	2-2498	Tube (eng. governor to carb.)	12B459
Tube (brake air hand control valve to two-way check valve tractor trailer equipment)	2A148	Tube (eng. to air compressor water)	2910
Tube (brake air relay valve to forward rear axle brake tube connector)	2586	Tube (eng. to trans. vacuum)	7B094
		Tube (eng. valve rocker arm shaft oil inlet)	6580
		Tube (eng. water by-pass to radiator)	8-8562
		Tube (exhaust air supply lower)	9A484
		Tube (exhaust air supply pump inlet)	9B456
		Tube (exhaust air supply pump outlet)	9B457
		Tube (flexible hose to manifold)	2-2338

INDEX

PART NAME	GROUP NUMBER	PART NAME	GROUP NUMBER
T - cont'd.		T - cont'd.	
Tube (flywheel mounted P.T.O. clutch release piston)	7A661	Tube (rear axle power divider differential lockout cylinder)	4497
Tube (forward rear left wheel air brake)	2-2266	Tube (rear axle power divider differential lockout hose to cylinder hose)	4488
Tube (forward rear right wheel air brake)	2-2265	Tube (rear axle power divider lockout intermediate)	4728
Tube (front brake)	2A420	Tube (rear wheel parking brake control valve to foot control valve)	2A726
Tube (front brake air limiting control valve to foot control valve)	2A210	Tube (rear wheel parking brake control valve to foot control valve supply)	2A725
Tube (fuel filler vapor expansion tank to cannister)	9D673, 9D674-5	Tube (rear wheel parking brake control valve to release valve)	2A727
Tube (fuel return to tank rear)	9282	Tube (relay valve to rear wheel brake tube connector)	2-2269
Tube (fuel tank vent lower)	9A070	Tube (reservoir to relay valve)	2-2911
Tube (fuel tank vent upper)	9049	Tube (reservoir to trailer brake air protector valve)	2-2942
Tube (governor to carb. by-pass)	12481	Tube (shutter control)	8498
Tube (heater blower motor vent)	19A786	Tube (starter motor control to relay valve)	11430
Tube (heater water inlet)	18698	Tube (starter motor oil filler)	11A118
Tube (heater water outlet)	18663, 18674	Tube (starter motor reservoir inlet)	11193
Tube (intake manifold to brake check valve)	2569	Tube (tee to trailer brake air protector valve)	2A198, 2-2540
Tube (manifold fitting to air brake compressor governor)	2A116, 2976	Tube (thermostatic choke control inlet)	9820
Tube (parking brake air chamber connecting)	2A755-6	Tube (thermostatic choke control outlet)	9819
Tube (parking brake control valve to reactivator valve)	2A810	Tube (trailer brake check valve to air shut-off valve)	2A480
Tube (parking brake rear wheel L. H.)	2A729	Tube (trailer brake emergency air supply valve to manifold)	2539
Tube (parking brake rear wheel R. H.)	2A728	Tube (trailer brake emergency air supply valve to union)	2-2541
Tube (parking brake reservoir to relay valve)	2A817	Tube (trailer brake emergency air supply valve to union tractor trailer)	2A147
Tube (P/S cooling)	3B748	Tube (trailer brake emergency valve to reactivator valve)	2B236
Tube (radiator by-pass water)	8548	Tube (trans. aux. shift control)	7B145
Tube (radiator shutter)	8493	Tube (trans. breather)	7A246
Tube (radiator shutter air cylinder to union)	8A426	Tube (trans. clutch & governor oil)	7A170, 7A173, 7A174
Tube (radiator shutter control)	8B108	Tube (trans. control valve body drive transfer)	7-7755
Tube (radiator shutter control cylinder to thermostat outlet hose cylinder end)	8A208	Tube (trans. control valve signal)	7D319
Tube (radiator shutter control cylinder to thermostat outlet hose end)	8A209	Tube (trans. front band servo oil)	7D469
Tube (radiator shutter control thermostat to union)	8A427	Tube (trans. governor first & reverse)	7A209
Tube (radiator shutter thermostat to brake booster line)	8A205	Tube (trans. governor oil)	7A170
Tube (radiator supply tank overflow)	8-8058	Tube (trans. oil cooler discharge to sump)	7880
Tube (radiator supply tank to eng.)	8002	Tube (trans. oil distributor)	7D000
Tube (radiator supply tank to eng. lower)	8A356	Tube (trans. oil pressure regulator compensator valve)	7A206
Tube (radiator supply tank to water pump)	8A423	Tube (trans. oil pressure regulator lubrication)	7A208
Tube (radiator to supply tank vent)	8003	Tube (trans. oil pressure regulator main control valve)	7-7469
Tube (rear axle differential control valve to manifold hose)	4882	Tube (trans. pitot front)	7755
Tube (rear axle lockout hose to cylinder)	4407	Tube (trans. rear oil pump inlet)	7A160
Tube (rear axle power divider control valve to air manifold)	4327	Tube (trans. rear oil pump outlet)	7A204
Tube (rear axle power divider differential lockout control valve to check valve)	4-4490	Tube (trans. shift air supply)	7B291
Tube (rear axle power divider differential lockout control valve to coupling hose)	4486	Tube (two-way check valve to trailer brake air protector valve)	2-2538
Tube (rear axle power divider differential lockout control valve to divider front)	4415		
Tube (rear axle power divider differential lockout control valve to divider rear)	4416		

INDEX

PART NAME	GROUP NUMBER	PART NAME	GROUP NUMBER
T - cont'd.		T - cont'd.	
Tube (union to brake reservoir)	2-2202	Tube assy. (eng. to air compressor water eng. end)	2977
Tube (union to trailer brake air protector valve)	2538	Tube assy. (eng. to trans. front)	7B094
Tube (vacuum distributor)	12226	Tube assy. (eng. valve rocker arm shaft oil outlet)	6588
Tube (water by-pass)	8548, 8555	Tube assy. (exhaust air supply intermediate)	9B480
Tube (water by-pass engine to radiator)	8B023	Tube assy. (exhaust air supply manifold rear)	9B448
Tube (windshield wiper motor air intake)	17B484-7	Tube assy. (exhaust air supply pump upper)	9B448
Tube assy. (air brake elbow)	18722, 18733	Tube assy. (forward rear right wheel brake)	2A217
Tube assy. (air cleaner air intake)	9A624	Tube assy. (front brake)	2263-4
Tube assy. (air cleaner intake)	9C675	Tube assy. (front brake cylinder connection)	2A335
Tube assy. (air compressor oil inlet)	2908	Tube assy. (front brake hose to cylinder)	2A361-2
Tube assy. (air compressor to governor)	2903	Tube assy. (front brake hose to tee)	2A156
Tube assy. (anti-backfire valve)	9B291	Tube assy. (front wheel spindle connecting rod)	3281
Tube assy. (anti-backfire valve inlet)	9H559	Tube assy. (fuel filter to fuel pump)	9C330
Tube assy. (brake booster control valve)	2B147	Tube assy. (fuel filter to fuel reservoir)	9F301
Tube assy. (brake booster control valve to tee)	2B356	Tube assy. (fuel injection pump)	9A555, 9K541
Tube assy. (brake booster inlet second section)	2A031	Tube assy. (fuel injection return to fuel tank)	9D308
Tube assy. (brake booster rear)	2352	Tube assy. (fuel injector leak-off)	9A564
Tube assy. (brake clutch master cylinder to slave cylinder)	2-2443	Tube assy. (fuel line)	2265
Tube assy. (brake cylinder connection)	2286	Tube assy. (fuel pump to carb.)	9369
Tube assy. (brake differential valve to eng.)	2B315	Tube assy. (fuel tank outlet)	9236-7
Tube assy. (brake hydraulic straight)	2K032	Tube assy. (fuel tank return rear)	9C318
Tube assy. (brake line)	2265	Tube assy. (fuel tee to filter)	9A564
Tube assy. (brake master cylinder outlet rear)	2B253	Tube assy. (fuel vapor expansion tank connection with flange)	9A086
Tube assy. (brake master cylinder to connector)	2A040	Tube assy. (fuel vapor storage cannister purge outlet)	9D667
Tube assy. (brake master cylinder to front brake connector)	2-2264	Tube assy. (fuel vapor tank to cannister-cross over)	9D683
Tube assy. (brake master cylinder to rear brake hose)	2265	Tube assy. (intake manifold air vent)	9-9452-3, 9A464
Tube assy. (brake master cylinder to rear brake tube connector)	2A199, 2-2271	Tube assy. (left hand brake forward rear axle)	2A218
Tube assy. (brake tee to rear axle hose)	2A284	Tube assy. (master cylinder to rear brake hose)	2A272
Tube assy. (brake tube connector to rear brake hose)	2265	Tube assy. (master cylinder to rear brake tube connector)	2-2271
Tube assy. (brake vacuum booster)	2420	Tube assy. (oil pressure indicator)	9B278
Tube assy. (brake vacuum booster control valve to center control valve)	2-2333	Tube assy. (P/S aux. reservoir)	3F500
Tube assy. (brake vacuum booster control valve to hydraulic cylinder)	2-2337	Tube assy. (P/S cylinder connecting pressure)	3D696
Tube assy. (brake vacuum booster outlet)	2234	Tube assy. (P/S cylinder front end plate to rear end plate)	3495
Tube assy. (brake vacuum booster tee to front wheel tee)	2A143	Tube assy. (P/S gear to cylinder)	3F522
Tube assy. (brake vacuum gauge)	2A253	Tube assy. (P/S left turn line)	3-3492
Tube assy. (brake vacuum pump to check valve)	2A486, 2A152	Tube assy. (P/S pressure line to pump)	3836
Tube assy. (carb. air horn to governor)	18214	Tube assy. (P/S pressure line to valve)	3494
Tube assy. (carb. to manifold spacer inlet)	9C523	Tube assy. (P/S right turn line)	3-3491
Tube assy. (carb. to manifold spacer outlet)	9C524	Tube assy. (radiator shutter)	8493
Tube assy. (clutch master cylinder to slave cylinder)	7A512	Tube assy. (radiator shutter control)	8493
Tube assy. (eng. governor aux.)	12B457	Tube assy. (radiator shutter control thermostat)	8A096
Tube assy. (eng. governor to carb.)	12B451	Tube assy. (radiator shutter control to air cylinder)	8494
Tube assy. (eng. oil level indicator)	6754	Tube assy. (radiator supply tank vent rear)	8A367
Tube assy. (eng. oil pump to screen)	6612, 6615	Tube assy. (rear brake)	2267-8
		Tube assy. (rear brake hose to valve)	2B255
		Tube assy. (steering column)	3514
		Tube assy. (tee to forward rear axle brake hose)	2-2239, 2A283
		Tube assy. (tee to rear brake hose)	2-2277
		Tube assy. (trans. gearshift)	7212

INDEX

PART NAME	GROUP NUMBER	PART NAME	GROUP NUMBER
T - cont'd.		V - cont'd.	
Tube assy. (trans. oil cooler inlet & outlet)	7A030-1	Valve (brake master cylinder outlet check)	2178
Tube assy. (trans. oil filler)	7A228	Valve (brake pressure differential)	2B257
Tube assy. (vacuum pump to manifold)	9413	Valve (brake pressure metering)	2B161
Tube & bracket assy. (eng. crankcase vent inner)	6759	Valve (carb. accelerator pump discharge needle)	9A516
Tube & bracket assy. (trans. pitot rear)	7761	Valve (carb. float bowl vent)	9D583, 9557
Tube & bracket assy. (vacuum)	12A163	Valve (clutch master cylinder by-pass)	7A712
Tube & duct assy. (air cleaner air intake)	9A673	Valve (clutch master cylinder pressure)	7A708
Tube & hose repair kit (compressor to eng.)	2912	Valve (clutch master cylinder relief)	7A751
Tube & indicator assy. (eng. oil level)	6B667	Valve (eng. exhaust)	6505
Tube & seal repair kit (trans. air shift cylinder head end splitter)	7B435	Valve (eng. intake)	6507
Tube & seal repair kit (trans. high & low range air shift cylinder)	7B436	Valve (eng. oil filter by-pass)	6836
Tube & socket assy. (trans. gearshift)	7209	Valve (eng. positive crankcase vent P.C.V.)	6A666
Tube installation kit (oil pressure gauge)	9F280	Valve (exhaust thermostat control)	9460
Tube repair kit (brake booster)	2420	Valve (fuel pump)	9358
Tubing (air horn)	13930	Valve (heater temperature regulator)	18502
Tubing (bulk)	2269	Valve (power brake booster check)	2365
Tubing (rear axle shift control to lockout)	4A282	Valve (P/S gear piston poppet)	3E622
Tubing assy. (radiator shutter)	8493	Valve (starter motor air reservoir inlet)	11205
Tune-up kit (ignition)	12405	Valve (starter motor air reservoir relief)	11207
Turbine assy. (trans. converter)	7920	Valve (starter motor control)	11199
Turnbuckle (trans. shift rod)	7E057, 7819	Valve (starter motor relay)	11201
Turn kit (snow plow)	19F502	Valve (trans. aux. air shift)	7312
U		Valve (trans. control)	7C389
"U" bolt (brake air reservoir to mounting bracket)	2300	Valve (trans. intermediate servo accumulator check)	7D376
"U" bolt (front spring)	5455	Valve (trans. main control rear pump check)	7A127
"U" bolt (muffler pipes)	5A231	Valve (trans. main oil pressure booster)	7D003
"U" bolt (rear spring)	5705	Valve (trans. manual control)	7C389
"U" bolt (steering shock absorber)	3E654	Valve (trans. oil pressure regulator front check)	7A202
"U" bolt (trans. gearshift selector tube bracket)	7-7330	Valve (trans. rear band servo check)	7-7658
Under coating	Δ	Valve (trans. shift cylinder cap)	7B408
Unit assy. (trans. overdrive free wheel)	7675	Valve assy. (air brake quick release)	2A095, 18711
Union assy. (air brake tubing)	18763	Valve assy. (air by-pass)	9B289
Universal joint kit (drive line)	4635, 4712	Valve assy. (A/C compressor high pressure)	19A990
Universal joint kit (front axle shaft)	3249	Valve assy. (A/C compressor low pressure)	19752
Universal joint kit (steering column coupling shaft slip yoke)	3815	Valve assy. (A/C evaporator expansion)	19849
Upholstery color reconditioners	Δ	Valve assy. (anti-backfire)	9B289
Used car reconditioning materials	Δ	Valve assy. (brake air foot control)	2A270, 2886
Utility portable lamp kit	15A700	Valve assy. (brake air hand control)	2A747
V		Valve assy. (brake air hand control tractor equipment)	2949
Vacuum motor & bracket assy. (carb. air cleaner)	9D612	Valve assy. (brake air limiting control)	2A208
Valve (A/C compressor pressure relief)	19D644	Valve assy. (brake air pressure actuator)	2B139
Valve (air check)	9961	Valve assy. (brake air pressure regulator)	2A435
Valve (air horn control)	13910	Valve assy. (brake inverted relay)	2B431
Valve (brake air reservoir safety)	2A550	Valve assy. (brake moisture ejector)	2A131
Valve (brake booster control)	2A238	Valve assy. (brake reservoir)	2A783
Valve (brake booster cylinder outlet check)	2178	Valve assy. (brake two-way check tractor equipment)	2575
		Valve assy. (brake vacuum pump oil check)	2A563
		Valve assy. (cab safety tilt)	5A388
		Valve assy. (carb. choke delay)	12A091
		Valve assy. (carb. distributor vacuum spark)	9B572

Δ Refer to page 1 of Paint Section

INDEX

PART NAME	GROUP NUMBER	PART NAME	GROUP NUMBER
V - cont'd.		V - cont'd.	
Valve assy. (carb. spark control)	9B572	Valve repair kit (brake reservoir check)	2B320
Valve assy. (distributor modulator)	12A170	Valve repair kit (brake vacuum booster poppet)	2433
Valve assy. (distributor vacuum control)	12A091	Valve repair kit (P/S cylinder control)	3A650
Valve assy. (distributor vacuum delay control)	12A091	Valve repair kit (P/S drag link control)	3A650
Valve assy. (drain cock & bleed)	8B295	Valve repair kit (trans. control slave)	7B435
Valve assy. (eng. oil anti-drain back)	6800	Valve repair kit (trans. gearshift lever control)	7305
Valve assy. (eng. P. C. V.)	6A666	Valve repair kit (trans. gearshift lever mounted control)	7B435
Valve assy. (eng. primer)	9189	Valve repair kit (trans. range control)	7B436
Valve assy. (eng. water filter)	8A431	Valve repair kit (trans. splitter control)	7B435
Valve assy. (exhaust air supply check)	9A487	Valve replacement kit (cab lift pump)	5A366
Valve assy. (exhaust air supply pump)	9B479	Valve rod & plunger assy. (brake booster)	2377
Valve assy. (exhaust thermostat control)	9A427	Valve & seat assy. (carb. fuel inlet)	9564
Valve assy. (fuel filter to fuel tank check)	9K061	Valve & spring repair kit (trans. front pump relief)	7A135
Valve assy. (fuel pump)	9352	Vane (eng. oil pump rotor)	6K629
Valve assy. (fuel reservoir to fuel filter check)	9A187	Vane (starter motor)	11215
Valve assy. (fuel shut-off)	9189	Vane & bearing assy. (exhaust air supply pump)	9B474
Valve assy. (fuel tank selector)	9189	Vent (front axle housing)	4022
Valve assy. (fuel tank selector solenoid)	9189	Vent (rear axle housing)	4022
Valve assy. (fuel vapor)	9B593	Vent (trans. air valve)	7034
Valve assy. (heater water control)	18495	Vent (trans. case)	7034
Valve assy. (P/S control valve return port relief)	3-3710	Vent (trans. gearshift housing)	7034
Valve assy. (P/S drag link control)	3A730	Vent (transfer case cover)	7034
Valve assy. (P/S gear control)	3A730	Vent (transfer case output shaft bearing retainer)	4022, 7034
Valve assy. (P/S hydraulic control)	3A730	Vent assy. (fuel tank)	9A082
Valve assy. (P/S pressure relief)	3B604	Vent assy. (steering gear housing)	3556
Valve assy. (P/S pump)	3A561	Vent assy. (trans. case)	7034, 7B334
Valve assy. (rear axle power divider differential lockout control)	4484	Vent assy. (trans. rear cross shaft housing)	7034
Valve assy. (rear wheel brake relay)	2-2242, 2A449	Venturi (P/S pump)	3760
Valve assy. (rear wheel parking brake air control)	2A622	Voltmeter assy. (instrument cluster)	10797
Valve assy. (rear wheel parking brake release)	2A744		
Valve assy. (starter motor air reservoir inlet)	11189	W	
Valve assy. (starter motor air reservoir recharging)	11190	Warmer (truck interior)	18A454
Valve assy. (starter motor control)	11500		
Valve assy. (starter motor relay)	11450	Washer (air brake adjuster retaining)	2130
Valve assy. (tractor brake air protector)	2951	Washer (aux. trans. input shaft bearing retainer felt)	7052
Valve assy. (trailer brake emergency air supply)	2A224	Washer (battery cover spacer)	10A821
Valve assy. (trans. control)	7D142, 7312, 7B408	Washer (battery terminal corrosion arrestor)	10A717
	7D292	Washer (brake adjusting screw flat)	2052
Valve assy. (trans. control slave)	17A614	Washer (brake air booster control valve diaphragm)	2372
Valve assy. (windshield washer)	17A614	Washer (brake air chamber breather cap)	2E488
Valve body & governor repair kit (trans.)	7A100	Washer (brake air chamber guide)	2A417
Valve & bracket assy. (distributor vacuum advance control)	12A111	Washer (brake air chamber piston thrust)	2A484
Valve kit (cab lift pump soft parts)	5A376	Washer (brake booster body plug)	2384
Valve kit (carb. fuel inlet)	9564	Washer (brake booster fitting)	2431
Valve kit (P/S control valve return port relief)	3E710	Washer (brake shoe adjusting)	2052
Valve & link assy. (P/S hydraulic control)	3304	Washer (brake shoe anchor pin)	2029
Valve & lever assy. (automatic air leveler)	5A712	Washer (brake shoe hold down spring)	2066
Valve & plug assy. (trans. pressure regulator)	7A135	Washer (brake slack adjuster inner)	2130
Valve & printed circuit assy. (throttle modulator)	9E718	Washer (brake vacuum booster piston stop)	2B023
Valve & push rod assy. (air brake foot control)	2A456	Washer (carb. choke rod seal)	9C771
Valve repair kit (brake booster control)	2C238		
Valve repair kit (brake moisture ejector)	2B193		

INDEX

PART NAME	GROUP NUMBER	PART NAME	GROUP NUMBER
W - cont'd.		W - cont'd.	
Washer (distributor driven gear thrust)	12179	Washer (P/S gear actuator thrust bearing)	3E575
Washer (distributor governor gear thrust)	12484	Washer (P/S gear adapter)	3C559
Washer (distributor primary terminal screw insulating)	12234	Washer (P/S gear ball return guide clip)	3E615
Washer (distributor shaft thrust upper)	12179	Washer (P/S gear control valve rod)	3E583
Washer (driveshaft universal joint knuckle dust cap)	4342	Washer (P/S gear cylinder piston valve seat)	3D770
Washer (eng. air cleaner element retaining bolt lock)	9D607	Washer (P/S gear housing side cover)	3E626
Washer (eng. camshaft gear)	6258	Washer (P/S gear sector cover backup seal)	3E560
Washer (eng. camshaft sprocket)	6278	Washer (P/S gear shaft & control adjusting screw backup seal)	3C559
Washer (eng. center main bearing thrust)	6A341	Washer (P/S gear valve assy. adjusting nut)	3321
Washer (eng. crankshaft pulley retaining)	6A344, 6378	Washer (P/S gear valve assy. thrust bearing inner)	3321
Washer (eng. cylinder head)	6L015	Washer (P/S gear valve assy. thrust bearing outer)	3321
Washer (eng. exhauster to cylinder block)	6A532	Washer (P/S gear valve assy. thrust bearing retaining)	3321
Washer (eng. push rod cover bolt)	6570	Washer (P/S gear valve control adjusting screw backup seal)	3C559
Washer (eng. valve rocker arm shaft)	6590	Washer (P/S gear valve cover backup seal)	3C559
Washer (eng. valve rocker arm shaft spring)	6598	Washer (P/S gear valve seal & bearing retainer)	3E611
Washer (eng. vibration damper to crankshaft)	6378	Washer (P/S gear worm locking screw)	3E560
Washer (flywheel mounted P.T.O. clutch release piston sleeve)	7A728	Washer (P/S gear worm seal retainer)	3E611
Washer (flywheel mounted P.T.O. housing cover seal)	7A734	Washer (P/S idler arm)	3A758
Washer (flywheel mounted P.T.O. piston guide sleeve opening plug)	7A737	Washer (P/S pump adjusting bracket)	3-3638, 3D711
Washer (front air brake camshaft thrust)	2236	Washer (P/S pump inlet)	3E633
Washer (front air brake shoe actuator lock)	2B010	Washer (radiator mounting bolt lock)	8C002
Washer (front axle differential side gear thrust)	4228	Washer (radiator support bracket)	8K027
Washer (front axle wheel bearing lock)	3293	Washer (rear air brake camshaft)	2235
Washer (front brake shoe retainer pin "C")	2087	Washer (rear axle bevel pinion spacer)	4A062
Washer (front brake shoe retaining pin)	2053	Washer (rear axle carrier to housing stud)	4326
Washer (front fender support bolt)	16C016	Washer (rear axle coupling shaft)	4637
Washer (front hub outer bearing retainer)	1195	Washer (rear axle cross shaft bearing)	4129
Washer (front shock absorber)	18A065, 18073	Washer (rear axle differential bearing cap bolt)	4326
Washer (front shock absorber stud)	18039-40	Washer (rear axle differential bearing cover bolt)	4326
Washer (fuel filter center bolt)	9D317	Washer (rear axle differential case bolts)	4326
Washer (fuel filter connection)	9D317	Washer (rear axle differential clutch)	4215
Washer (fuel injection pump inlet plug)	9D537	Washer (rear axle differential pinion thrust)	4230
Washer (fuel injector sealing)	9E529	Washer (rear axle differential side gear thrust)	4228
Washer (fuel pump discharge hose retainer gasket)	9A364	Washer (rear axle drive gear bearing)	4545
Washer (fuel pump mounting)	9B351	Washer (rear axle drive pinion flange)	4329
Washer (fuel pump rocker arm pin)	9418	Washer (rear axle drive pinion grease retainer)	4019
Washer (generator terminal screw insulating inner)	10208	Washer (rear axle drive pinion nut lock)	4413
Washer (high speed clutch plate thrust)	4147	Washer (rear axle drive pinion transfer gear)	4586-7
Washer (oil pressure gauge to cylinder block)	9D296	Washer (rear axle driving pinion)	4637
Washer (parking brake deflector reinforcement)	2D614	Washer (rear axle output flange to bearing)	4319
Washer (parking brake pinion bearing cage)	2A614	Washer (rear axle pinion bearing thrust)	4667
Washer (P/S cylinder control valve centering spring)	3C517	Washer (rear axle power divider clutch collar)	4A097
Washer (P/S cylinder eye lock)	3B621	Washer (rear axle power divider differential pinion)	4430
Washer (P/S cylinder piston rod outer)	3A345	Washer (rear axle power divider input shaft)	4454
Washer (P/S drag link control valve centering spring)	3C517	Washer (rear axle power divider input shaft rear bearing thrust)	4435
Washer (P/S gear actuator locking)	3E573	Washer (rear axle power divider input shaft thrust)	4445
		Washer (rear axle power divider shift spring)	4345
		Washer (rear axle power divider side gear thrust)	4228
		Washer (rear axle ring gear to case bolts)	4326

INDEX

PART NAME	GROUP NUMBER	PART NAME	GROUP NUMBER
W - cont'd.		W - cont'd.	
Washer (rear axle shift fork push rod)	4345	Washer (trans. counter shaft retainer)	7198
Washer (rear axle shift fork seat)	4390	Washer (trans. counter shaft thrust)	7119
Washer (rear axle spur pinion shaft bearing adjusting)	4A135	Washer (trans. drain plug)	7C208
Washer (rear axle support case)	4228	Washer (trans. forward clutch hub thrust)	7D090
Washer (rear axle thru shaft bearing)	4545	Washer (trans. front carrier to center carrier thrust)	7019
Washer (rear axle torque arm compression)	4368	Washer (trans. front clutch hub to input shaft thrust)	7-7577
Washer (rear axle torque arm compression bolt)	4A151	Washer (trans. front clutch sun gear thrust front)	7D484
Washer (rear axle torque arm retaining)	4610	Washer (trans. front pump support thrust)	7D014
Washer (rear axle worm shaft spherical)	4A131	Washer (trans. front sun gear thrust)	7019
Washer (rear axle worm shaft thrust)	4A130	Washer (trans. front sun gear to center support thrust)	7019
Washer (rear brake air chamber guide)	2A471	Washer (trans. front sun gear to support thrust)	7019
Washer (rear brake air chamber thrust)	2A479	Washer (trans. gearshift arm thrust)	7D363
Washer (rear shock absorber stud)	18039-40	Washer (trans. gearshift lever seat)	7C228
Washer (rear spring front hanger pin)	5A578	Washer (trans. high gear)	7069
Washer (rear spring seat oil seal)	5A619	Washer (trans. input shaft bearing retainer)	7063
Washer (rear spring to axle bracket)	5A526	Washer (trans. input shaft thrust)	7019
Washer (rear spring "U" bolt)	5A570	Washer (trans. input shaft to splitter carrier)	7-7684
Washer (rear suspension hanger pin)	5880	Washer (trans. input shell thrust)	7D066
Washer (rear suspension load insulator)	5897	Washer (trans. intermediate brake drum thrust)	7C096
Washer (rear suspension support)	5859	Washer (trans. low speed gear)	7069
Washer (rear suspension support arm)	5A552	Washer (trans. main shaft gear)	7173
Washer (rear suspension torque arm end pin)	5A602	Washer (trans. main shaft gear fourth)	7173
Washer (rear wheel grease retainer)	1180, 1247	Washer (trans. main shaft range gear)	7B334
Washer (retaining plate bolt)	1A092	Washer (trans. main shaft thrust)	7019
Washer (retaining plate bolt locking hub)	1A032	Washer (trans. manual control outer lever)	7-7255
Washer (spotlamp switch bracket)	15322	Washer (trans. output shaft first, second & reverse)	7173
Washer (starter motor armature thrust)	11036	Washer (trans. output shaft first, second, third & reverse)	7173
Washer (starter motor bearing split)	11425	Washer (trans. output shaft first speed gear)	7029, 7071
Washer (starter motor driver gear thrust)	11A075	Washer (trans. output shaft first speed gear thrust)	7029, 7071
Washer (starter motor driveshaft thrust)	11A076	Washer (trans. output shaft first, third & reverse)	7173
Washer (starter motor field terminal)	11093	Washer (trans. output shaft flange lock bolt)	7750
Washer (starter motor field terminal insulating)	11094	Washer (trans. output shaft flange retaining)	7-7752
Washer (starter motor field terminal screw)	11095	Washer (trans. output shaft fourth speed gear thrust)	7069, 7173
Washer (steering drag link & tie rod grease retainer)	3336	Washer (trans. output shaft hub thrust)	7D422
Washer (steering gear worm sector thrust)	3579	Washer (trans. output shaft overdrive gear front)	7117
Washer (steering shaft coupling bolt)	3C660	Washer (trans. output shaft overdrive gear lock)	7A655
Washer (trans. aux. main shaft hole gear)	7B334	Washer (trans. output shaft planet gear thrust)	7A242
Washer (trans. aux. main shaft range)	7B334	Washer (trans. output shaft rear bearing)	7029, 7063, 7173
Washer (trans. aux. output shaft reduction gear)	7B334	Washer (trans. output shaft rear bearing retainer)	7029
Washer (trans. aux. rear drive gear)	7B334	Washer (trans. output shaft second & fifth)	7173
Washer (trans. aux. reduction gear)	7117	Washer (trans. output shaft second speed gear)	7069, 7071
Washer (trans. case stud lock)	7C208	Washer (trans. output shaft second speed gear thrust)	7056
Washer (trans. charging oil pump thrust)	7D014	Washer (trans. output shaft third speed gear thrust)	7117
Washer (trans. constant mesh low gear)	7071		
Washer (trans. converter impeller thrust)	7A812		
Washer (trans. converter reactor thrust primary)	7937		
Washer (trans. converter stator rear & intermediate thrust)	7937		
Washer (trans. counter shaft cluster gear thrust)	7119		
Washer (trans. counter shaft gear thrust)	7119		
Washer (trans. counter shaft nut)	7B196		
Washer (trans. counter shaft rear bearing retaining)	7B196		

INDEX

PART NAME	GROUP NUMBER	PART NAME	GROUP NUMBER
W - cont'd.		W - cont'd.	
Washer (trans. output shaft thrust)	7071, 7117, 7173	Weight (carb. float pendulum)	9H545
Washer (trans. output shaft thrust front)	7-7067, 7A385	Weight (carb. pump discharge ball)	9B511
Washer (trans. output shaft thrust rear)	7B368	Weight (distributor eng. governor)	12498
Washer (trans. planet carrier thrust)	7A166	Weight (eng. governor)	18210
Washer (trans. primary sun gear to rear brake drum thrust rear)	7C096	Weight (trans. converter cover balance)	7955
Washer (trans. primary to secondary sun gear thrust front)	7-7545	Weight (wheel balance)	1040
Washer (trans. rear carrier spacer)	7A385	Weight assy. (distributor)	12188
Washer (trans. reduction gear)	7117	Weight & bushing assy. (distributor eng. governor)	12493
Washer (trans. reverse drum to case)	7D072	Wheel assy.	1007
Washer (trans. reverse idler)	7482	Wheel assy. (A/C blower motor)	19834
Washer (trans. reverse idler gear bushing thrust)	7728	Wheel assy. (cast)	1030
Washer (trans. reverse idler gear thrust)	7029, 7728	Wheel assy. (disc)	1015
Washer (trans. reverse idler sleeve)	7067	Wheel assy. (heater blower motor)	19834
Washer (trans. reverse sun gear thrust)	7-7790	Wheel assy. (steering)	3600
Washer (trans. secondary sun gear thrust)	7A166, 7-7524	Wick (distributor shaft)	12133
Washer (trans. shift cylinder piston stop sleeve)	7C090	Wick (starter motor armature shaft bearing oil)	11A077
Washer (trans. splitter main shaft thrust)	7019	Winch kit (bumper mounted)	19E536
Washer (trans. sun gear shaft thrust)	7C415	Wiper assy. (rear axle shaft)	1174
Washer (trans. throttle control outer lever)	7-7271	Wire (alternator regulator to relay)	10A368
Washer (trans. turbine shaft thrust)	7D090	Wire (carb. governor diaphragm cover seal)	9990
Washer (trans. turbine to converter cover forward thrust)	7962	Wire (ignition circuit to overdrive relay)	7A199
Washer (transfer case direct drive gear)	7067	Wire (instrument cluster ground)	10B992
Washer (transfer case front output shaft gear thrust)	7067	Wire (rear spring seat end bolt)	5A580
Washer (transfer case input shaft rear bearing)	7067	Wire assy. (accessory feed)	14A318
Washer (universal joint knuckle dust cap)	4819	Wire assy. (alternator ground extension)	10C320
Washer kit (brake air chamber)	2F488-9	Wire assy. (backup lamp switch extension)	15A545
Washer kit (trans. output shaft)	7173	Wire assy. (backup lamp switch to rear lamp feed)	15525
Washer repair kit (trans. converter stator & impeller thrust)	7937	Wire assy. (body main extension)	14A333
Washer repair kit (trans. reverse clutch thrust)	7D091	Wire assy. (brake vacuum gauge)	2A204
Washer spring (trans. gearshift lever socket to tube anti-vibrator)	7C228	Wire assy. (brake warning lamp)	10K845
Waxes	Δ	Wire assy. (brake warning lamp exterior)	2B324
Weatherstrip (front fender to wheelhouse)	16277	Wire assy. (cargo lamp socket)	13796
Weatherstrip (radiator splash rear shield)	8B004, 8A480	Wire assy. (charge indicator)	10A665
Weatherstrip (radiator splash rear shield side)	8B043	Wire assy. (cigar lighter to fuse panel)	15A046
Wedge (air brake actuating)	2B201, 2B210	Wire assy. (courtesy lamp)	13B711, 13A724
Wedge (brake shoe actuating)	2B201	Wire assy. (courtesy lamp feed)	13B712
Wedge (brake stop boot repair kit)	2B213	Wire assy. (dash panel to eng. gauge feed)	14289
Wedge (front axle spring seat)	5A313	Wire assy. (dash panel to headlamp junction)	14290
Wedge (rear axle spring seat)	4356-7, 5A313	Wire assy. (distributor breaker ground)	12264
Wedge assy. (front air brake actuating)	2B000	Wire assy. (distributor primary terminal)	12216
Wedge assy. (rear air brake actuating)	2B024	Wire assy. (distributor to spark plug radio resistance)	12286
		Wire assy. (dome lamp feed)	14334
		Wire assy. (dome lamp ground)	13A743
		Wire assy. (electro vacuum windshield wiper pump to ignition switch)	14676
		Wire assy. (eng. block heater)	6B018
		Wire assy. (eng. gauge feed jumper)	14A219
		Wire assy. (fuel gauge tank unit ground)	14176
		Wire assy. (fuel pump feed)	9A400
		Wire assy. (fuel valve feed)	9E306
		Wire assy. (heater switch to fuse panel)	14323
		Wire assy. (horn)	13N866
		Wire assy. (horn connecting)	14672
		Wire assy. (horn jumper)	13A840
		Wire assy. (horn relay to horn)	13A804

Δ Refer to page 1 of Paint Section

INDEX

PART NAME	GROUP NUMBER	PART NAME	GROUP NUMBER
W- cont'd.		W- cont'd.	
Wire assy. (horn switch)	14308	Wiring assy. (A/C clutch coil lead)	19B573
Wire assy. (ignition coil)	14A035	Wiring assy. (A/C switch to ignition)	19C603
Wire assy. (ignition coil ground)	12A069	Wiring assy. (A/C thermostat to clutch)	19A885
Wire assy. (ignition coil resistor)	12336	Wiring assy. (alternator to voltage regulator)	14305
Wire assy. (ignition current amplifier extension)	12045	Wiring assy. (brake low air pressure switch connector)	2K146
Wire assy. (ignition feed)	14313	Wiring assy. (camper lamp feed)	19A527
Wire assy. (ignition jumper)	12060	Wiring assy. (camper trailer lamp feed)	13A576
Wire assy. (ignition switch to low air pressure buzzer)	14345	Wiring assy. (carb. emission control solenoid)	9D857
Wire assy. (instrument cluster)	9272	Wiring assy. (cargo lamp)	13A709
Wire assy. (intake manifold heater extension)	9A473	Wiring assy. (charge indicator)	10A665
Wire assy. (interior lamp feed jumper)	13A718	Wiring assy. (charge indicator feed)	10A766
Wire assy. (interior lamp lighting)	13796	Wiring assy. (courtesy lamp)	13A709
Wire assy. (low air pressure buzzer to buzzer switch)	14346	Wiring assy. (eng. block heater)	18501
Wire assy. (main rear)	14N104	Wiring assy. (dash panel to ballast terminal transistorized ignition)	14A273
Wire assy. (marker lamp switch to headlamp switch)	15A405	Wiring assy. (dash panel to eng.)	14398
Wire assy. (marker lamp to switch)	15A406-7	Wiring assy. (dash panel to rear axle solenoid)	14668
Wire assy. (overdrive harness to ignition coil)	14381	Wiring assy. (emergency brake safety warning system)	13A427
Wire assy. (parking lamp ground)	13A227, 13A277	Wiring assy. (eng. to frame)	14324
Wire assy. (rear lamp ground)	13A455	Wiring assy. (fuel pump)	9A350
Wire assy. (spotlight feed)	15A300	Wiring assy. (fuel shut-off solenoid feed)	9A451
Wire assy. (spotlight switch jumper)	15689	Wiring assy. (fuel tank sender)	14406
Wire assy. (starter motor circuit jumper)	12638	Wiring assy. (generator to voltage regulator)	14305
Wire assy. (starter motor circuit jumper extension)	11A103	Wiring assy. (glow plug switch to glow plug)	9A451
Wire assy. (starter motor relay ground)	11A060	Wiring assy. (headlamp)	13A006
Wire assy. (starter motor relay jumper)	11A001	Wiring assy. (headlamp leads)	13076, 13105
Wire assy. (starter motor relay to circuit breaker)	14A237	Wiring assy. (heater blower motor feed)	18B574
Wire assy. (stop lamp switch)	13A411	Wiring assy. (heater blower motor switch feed)	18B303
Wire assy. (stop lamp switch relay)	13A573	Wiring assy. (heater blower switch jumper)	18A336
Wire assy. (tachometer lamp)	14064	Wiring assy. (heater coil negative)	18B520
Wire assy. (throttle modulator control)	9E724	Wiring assy. (heater coil positive)	18B517
Wire assy. (throttle modulator valve ground)	9E717	Wiring assy. (heater overheat switch)	18B519
Wire assy. (trans. retarder oil temperature warning signal)	7A389	Wiring assy. (heater switch to blower motor)	18A586
Wire assy. (trans. retarder oil temperature warning signal connector)	7A391	Wiring assy. (ignition coil to distributor high tension)	12298
Wire assy. (turn indicator)	13A357	Wiring assy. (ignition relay to starting motor relay)	14A195
Wire assy. (turn indicator extension)	13B308	Wiring assy. (ignition switch to fuel pump switch)	9A342
Wire assy. (turn indicator jumper)	13A318	Wiring assy. (ignition switch to heater switch)	11A572
Wire assy. (voltage regulator extension)	10A545	Wiring assy. (instrument cluster feed)	10817
Wire assy. (water temperature indicator)	10B886	Wiring assy. (instrument panel)	14A032, 14444
Wire & brush assy. (windshield wiper motor)	17A476	Wiring assy. (instrument panel to dash panel)	14401
Wire set (spark plug)	12259	Wiring assy. (instrument panel to trailer lamp)	14271
Wire & socket assy. (ash receptical lamp)	13A726	Wiring assy. (intake manifold heater plug)	9C479
Wire & socket assy. (brake air pressure gauge)	14698	Wiring assy. (interior lamp)	13A709
Wire terminal kit	14294	Wiring assy. (license lamp connector)	13A441
Wiring (bulk)	14296	Wiring assy. (low vacuum warning indicator)	10A920
Wiring (instrument cluster)	10B942	Wiring assy. (main jumper)	14A411
Wiring (oil pressure indicator)	10A997	Wiring assy. (marker lamp front to rear)	15A410
Wiring (oil pressure indicator sender)	10A998	Wiring assy. (marker lamp platform)	15A411-2
Wiring (oil pressure & water temperature indicator sender)	10A998	Wiring assy. (marker lamp to switch)	15A404
Wiring (water temperature indicator)	10A997	Wiring assy. (oil pressure indicator feed)	10A766
Wiring (water temperature indicator sender)	10A998	Wiring assy. (oil pressure indicator switch to relay)	9A281
Wiring assy. (A/C blower motor feed)	19949	Wiring assy. (parking brake warning indicator jumper)	10C851

INDEX

Included in the Paint Section are the following:

	Page No.			Page No.	
	U.S.	Canada		U.S.	Canada
Paints, Thinners, etc., including			Lacquer & Synthetic Enamels-Exterior		
Thinners and Reducers	1	2	Paint-listed by Patent or Warranty Plate		
Sealers and undercoats	1	2	Body Color Code	4 thru 9	4 thru 9
Rubbing Compounds	1	2	Appearance & Maintenance Materials		
Specialties	1	2	Paint & Refinishing Materials	10	13
Black and White Finishes	1	2	Cleaners, Waxes & Polishes	10	13
Interior Paint	3	3	Clear Vision Aids	10	13
Engine Reconditioning-Paint	1	2	Cooling System Aids	10	13
			Motor Oil & Lubricants	10,11	13,14
			Sealers & Adhesives	11,12	14,15
			Special Products	12	15
			Used Truck Reconditioning Materials	16	16

LIQUID MEASURE

Most liquid measures listed in this catalog are in U.S. sizes; however, those measures which are specified for unique Canadian parts are in Canadian sizes.

The capacity in ounces for both U.S. & Canadian measures are specified below.

	1/2 pt.	Pint	Quart	Gallon
	(capacity in ounces)		(capacity in ounces)	
Canada	10	20	40	160
U.S.	8	16	32	128

PAINTS, THINNERS, ETC.

U.S. USAGE

DESCRIPTION	PART NUMBER	DESCRIPTION	PART NUMBER
BLACK and WHITE FINISHES		SEALERS and UNDERCOATS	
Chassis black-1 gal. can	B8A 1713-A	Sealer, acrylic enamel (non-sanding)	
ENGINE RECONDITIONING - PAINT		--gray-1 gal. can	AE60 12-A
Clear-1 gal.	EP 50-G	--red -1 gal. can	DL60 13-A
Silver-1 Qt.	EPC 1004-C	Sealer acrylic lacquer (non-sanding)	
Ford black-1 Qt.	EP 1724-C	--gray-1 gal. can	AR60 13-A
Ford black-1 gal.	EP 1724-G	Lacquer primer-surfacer	
Corporate Blue-1 Qt.	EP 2075-C	--dark gray -1 gal. can	M6J 12-D
THINNERS and REDUCERS		--red -1 gal. can	M6J 13-D
Lacquer thinner No. 2 (medium fast dry)		--light gray -1 gal. can	M6J 13-E
- 5 gal. can	M14J 646-E	--medium gray-6 oz. spray can	M6J 12-S
-55 gal. drum	M14J 646-H	Sealer (recoating)-1 qt. can	DL60 14-A
Enamel reducer (for AE60 acrylic enamels)-	DL60 647-A	Interior primer-interior parts of electron	D1AZ 19000-A
1 gal. can		cure coated ABS plastic-16 oz. spray can	
Acrylic thinner (for AR60 acrylic lacquers)-	AR60 647-A	RUBBING COMPOUNDS	
1 gal. can		Compound(hand rubbing-water base)-1 gal. can	M 3789
Solvent retarder (general purpose)-	AR60 648-C	Acrylic rubbing compound (for AR60 acrylic	★AR60 3789-A
(for slowing evaporating time of acrylic		lacquers)-1 qt. -r/b AR60 3789-B (10-74)	
lacquer or enamel thinners & reducers)-		Mechanical wheel polishing compound-	AR60 3789-B
1 gal. can		1 gal. can	
Silicone Decontaminant (Fish Eye Killer)-	AE60 649-A	SPECIALTIES	
1 qt. can		Silicone & wax remover-1 gal. can	DL60 3721-A
		Acrylic lacquer (clear)-1 qt. can	AR60 50-C

PAINTS, THINNERS, ETC.
CANADIAN USAGE

DESCRIPTION	PART NUMBER	DESCRIPTION	PART NUMBER
BLACK FINISHES		SEALERS and UNDERCOATS	
Chassis black enamel (dull)-16 oz. spray bomb	CD2AZ 19500-AJ	Primer surfacers	
		--red -1 qt.	CB9CZ 19574-A
		--red -1 gal.	CB9CZ 19574-B
		--gray-1 qt.	CB9CZ 19568-A
		--gray-1 gal.	CB9CZ 19568-B
ENGINE RECONDITIONING - PAINT		Lacquer primer-surfacer	
Clear-1 gal.	EP 50-G	--dark gray-1 gal. (U.S.)	M6J 12-D
Silver-1 qt.	EPC 1004-C	--red -1 gal. (U.S.)	M6J 13-D
Ford black-1 qt.	EP 1724-C		
Ford black-1 gal.	EP 1724-G	Primer surfacer (for baked enamel or lacquer)-12 oz. spray can	CB7A 19500-W
Corporate blue-1 qt. (U.S.)	EP 2075-C		
Corporate blue enamel-16 oz. spraybomb	CD2AZ 19500-AB	Primer sealers	
		--Mid coat red -1 qt.	CC5AZ 19568-A
		--Mid coat red -1 gal.	CC5AZ 19568-B
		--Mid coat gray-1 qt.	CC5AZ 19574-A
		--Mid coat gray-1 gal.	CC5AZ 19574-B
THINNERS and REDUCERS		Sealer, acrylic enamel (non-sanding)	DL60 13-A
Lacquer thinner #600 (fast dry)-minor repair		--red-1 gal. (U.S.)	
-1 qt. *	CC5AZ 19566-A	Sealer, acrylic lacquer (non-sanding)	AR60 13-A
-1 gal. *	CC5AZ 19566-B	--gray-1 gal. (U.S.)	
Lacquer thinner #650 (normal dry)-major repairs		Interior primer-interior parts of electron cure coated ABS plastic-16 oz. spray can	D1AZ 19000-A
-1 qt. *	CC5AZ 19566-C		
-1 gal. *	CC5AZ 19566-D		
Lacquer thinner (exc. acrylic lacquers)			
-1 gal.	CBM 19567-C		
-5 gal.	CBM 19567-A		
Enamel reducer (for AE60 acrylic enamels)-1 gal. can (U.S.)	DL60 647-A		
Alkyd enamel reducers-		RUBBING COMPOUNDS	
Hot & humid weather-1 gal.	CC0AZ 19566-A	Acrylic rubbing compound-1 qt. (U.S.)-repl. by AR60 3789-B (10-74)	*AR60 3789-A
-5 gal.	CC0AZ 19566-B	Mechanical wheel polishing compound-1 gal. can (U.S.)	AR60 3789-B
Fast drying below 70° F.-1 gal.	CBJ 19566-A	Acrylic enamel rubbing compound-3 lb. tin	CD2AZ 3789-A
-5 gal.	CBJ 19566-B		
Normal drying above 70° F.-1 gal.	CC5AZ 19566-E		
-5 gal.	CC5AZ 19566-F		
Leveller (over spray)-12 oz. spray can	CB7A 19500-Y		
Silicone Decontaminant (Fish Eye Killer)-32 oz. can	AE60 649-A	SPECIALTIES	
Sila Chek-Silicone Decontaminant (Fish Eye Eliminator)-for acrylic enamel & lacquer-2 oz.	CD2AZ 649-A	Silicone & wax remover	
Solvent retarder-general purpose--(for slowing evaporating time of acrylic lacquer or enamel thinners & reducers)-1 gal. can (U.S.)	AR60 648-C	-1 qt.	CBM 19561-A
Final car wash-thinner used to wash vehicle prior to painting-1 gal.	CD2AZ 19566-A	-1 gal.	CBM 19561-B
		-1 gal. (U.S.)	DL60 3721-A
		Acrylic lacquer (clear)-1 qt. (U.S.)	AR60 50-C

* For Canadian made acrylic paints only

INTERIOR PAINTS

2ND DIGIT TRIM CODE	YEAR	COLOR NAME	PART NUMBER	2ND DIGIT TRIM CODE	YEAR	COLOR NAME	PART NUMBER
---------------------	------	------------	-------------	---------------------	------	------------	-------------

PASSENGER AREA - LACQUER 6 OZ. SPRAY U.S. USAGE

A	70/	Black	M4J 1724-S	F	71/	Ginger (Medium)	M4J 3605-S
A	70/	Charcoal Black Metallic	M4J 2083-S	F	71/	Ginger (Dark)	M4J 3606-S
B	70/71	Blue Metallic (Medium)	M4J 4000-S	R	71/	Green Metallic (Medium)	M4J 4004-S
D	72	Red Metallic (Dark)	M4J 4020-S				

PASSENGER AREA - LACQUER - 15 OZ. SPRAY CAN U.S. and CANADIAN USAGE

A	70/	Black	M4J 1724-P	F	71/	Ginger (Medium)	M4J 3605-P
A	70/	Charcoal Black Metallic	M4J 2083-P	F	71/	Ginger (Dark)	M4J 3606-P
				R	71/	Green Metallic (Medium)	M4J 4004-P
B	70/71	Blue Metallic (Medium)	M4J 4000-P				
B	72	Blue Metallic (Medium)	M4J 4021-P	W	70/	White	M4J 3290-P
D	72	Red Metallic (Dark)	M4J 4020-P				

PASSENGER AREA - ENAMEL - 1/2 PINT CAN CANADIAN USAGE

1ST DIGIT TRIM CODE	YEAR	COLOR NAME	PART NUMBER	1ST DIGIT TRIM CODE	YEAR	COLOR NAME	PART NUMBER
6	65	Black	M21J 1724-SE				

2ND DIGIT TRIM CODE	YEAR	COLOR NAME	PART NUMBER	2ND DIGIT TRIM CODE	YEAR	COLOR NAME	PART NUMBER
A	70/71	Black	M21J 1724-SE	G	70	Ivy Green Metallic (Light)	M1J 3640
A	70/71	Charcoal Black Metallic	M1J 2083	G	70	Ivy Green Metallic (Medium)	M1J 3608
B	70/	Blue (Light)	M1J 1867	P	72	Gray (Light)	M1J 4013
B	70/71	Blue Metallic (Light)	M1J 1842	R	71	Green Metallic (Medium)	M1J 4004
B	71	Blue Metallic (Medium)	M1J 4000	R	72	Green Metallic (Light)	M1J 4003
B	72	Blue Metallic (Medium)	M1J 4021	R	72	Green (Light)	M1J 4014
D	70/71	Red Metallic (Dark)	M1J 3602	U	70/71	Parchment (Light)	M1J 2085
D	72	Red Metallic (Dark)	M1J 4020	W	70/71	White	M1J 3290
F	71	Ginger (Medium)	M1J 3605	Y	70	Nugget (Medium)	M1J 3356
F	71	Ginger (Dark)	M1J 3606				
F	72	Ginger (Light)	M1J 4012				

YEAR	COLOR NAME	PART NUMBER	YEAR	COLOR NAME	PART NUMBER
• ORGANOSOL VINYL ENAMEL - 1 QUART CAN					
U.S. and CANADIAN USAGE					
72	Blue Metallic (Medium)	VO 4021-C	72	Ginger Metallic	VO 3605-C
72	Charcoal Black Metallic	VO 2083-C	72	Green Metallic (Medium)	VO 4004-C

• (Low Bake) - For Resurfacing Interior Textured or Smooth Steel Surface.

January, 1975

COPYRIGHT © 1975— FORD MARKETING CORPORATION —DEARBORN, MICHIGAN

FINAL ISSUE

LACQUERS and SYNTHETIC ENAMELS

EXTERIOR PAINTS

C O D E	YEAR	NAME * SHOWN ON WARRANTY PLATE	U.S.				CANADA			
			PART NUMBER		C	S	PART NUMBER		PART NUMBER	
			3-OZ.	SUFFIX			ALKYD ENAMEL QT. (40 OZ.)		ACRYLIC ENAMEL QT. (32 OZ.)	
				QT.	6 OZ. SPRAY					
ACRYLIC ENAMEL										
1	71/	Calypso Coral	AE60 1730-A		C	S	M1J 1730		AE60 1730-C	
2	69	Medium Beige (Econoline)					M1J 1878			
2	69	Light Ivy Yellow (except Econoline)	AE60 3071-A			S	M1J 3071			
2	70									
2	71	Medium Goldenrod Yellow	AE60 3492-A		C	S	M1J 3492		AE60 3492-C	
2	72	Maroon	AE60 3059-A		C	S	M1J 3059		AE60 3059-C	
3	65	Vermillion (Econoline)	AE60 1730-A		C	S	M1J 1730		AE60 1730-C	
3	69	Calypso Coral	AE60 1730-A		C	S	M1J 1730		AE60 1730-C	
3	70	Light Green					M1J 3471			
3	71/	Medium Bright Aqua	AE60 5006-A		C	S	M1J 5006		AE60 5006-C	
4	69	Light Ivy Green Metallic					M1J 3069			
4	70	Light Ivy Green					M1J 3416			
4	71	Dark Red	AE60 3426-A		C	S	M1J 3426		AE60 3426-C	
4	72	Grabber Blue	AE60 3657-A		C	S	M1J 3657		AE60 3657-C	
5	70	Platinum	AE60 921-A		C	S	M30J 921-SE		AE60 921-C	
5	72	Bright Yellow	AE60 3470-A			S	M1J 3470			
6	67/69	Light Beige	AE60 1631-A			S	M1J 1631			
6	71/	Bright Medium Blue	AE60 5004-A		C	S	M1J 5004		AE60 5004-C	
7	67/	Dark Blue	AE60 2098-A		C	S	M1J 2098		AE60 2098-C	
8	72	Yellow	AE60 3341-A		C	S	M1J 3341		AE60 3341-C	
A	64/71	Black	AE60 1724-A		C	S	M30J 1724-SE		AE60 1724-C	
B	65	Black (Canada only)					M30J 1724-SE			
B	64/66	Turquoise					M1J 556			
B	69	(Econoline)								
B	68	Maroon	AE60 3059-A		C	S	M1J 3059		AE60 3059-C	
B	69	(Except Econoline)								
B	70									
B	71	Medium Blue Metallic	AE60 5108-A		C	S	M1J 5108		AE60 5108-C	
B	72	Light Blue	AE60 3429-A		C	S	M1J 3429		AE60 3429-C	
C	64/	Pure White	AE60 1525-A		C	S			AE60 1525-C	
D	69/	Light Gold	AE60 3439-A		C	S	M1J 3439		AE60 3439-C	
E	68/71	Light Blue	AE60 1906-A			S	M1J 1906			
E	72	Medium Blue Metallic	AE60 5087-A		C	S	M1J 5087		AE60 5087-C	

LACQUERS and SYNTHETIC ENAMELS

EXTERIOR PAINTS

C O D E	YEAR	N A M E * SHOWN ON WARRANTY PLATE	U.S.				CANADA	
			P A R T N U M B E R		S U F F I X	P A R T N U M B E R	P A R T N U M B E R	
			3-OZ.	6 OZ. QT. SPRAY		ALKYD ENAMEL QT. (40 OZ.)	ACRYLIC ENAMEL QT. (32 OZ.)	
ACRYLIC ENAMEL								
F	65/67	Light Blue					M1J 1226	
F	69							
F	70/71	Light Beige	AE60	3466		S	M1J 3466	
F	72	Light Green	AE60	5058-A	C	S	M1J 5058	AE60 5058-C
G	64/	Chrome Yellow	AE60	1526-A	C	S		AE60 1526-C
H	65	Light Blue (Canada only)					M1J 1226	
H	69	Medium Copper Orange	AE60	3218	C		M1J 3218	AE60 3218-C
H	70	Medium Ivy Green					M1J 3414	
H	71/	Medium Beige	AE60	3569-A	C	S	M1J 3569	AE60 3569-C
I	70	Medium Lime Metallic	AE60	2041-A		S	M1J 2041	
J	64/69	Red	AE60	1515-A	C	S	M30J 1515-SE	AE60 1515-C
J	70	(Heavy Truck)						
J	71/							
J	70	Grabber Blue (F100/250-Explorer)	AE60	3657-A	C	S	M1J 3657	AE60 3657-C
K	69	Yellow					M1J 3217	
K	71	Medium Ivy Green	AE60	3150-A	C	S	M1J 3150	AE60 3150-C
K	72	(Econoline)						
K	72	Medium Goldenrod Yellow (exc. Econoline)	AE60	3492-A	C	S	M1J 3492	AE60 3492-C
L	64/	Dark Green	AE60	1237-A	C	S	M30J 1237-SE	AE60 1237-C
M	64/	White	AE60	1619-A	C	S	M1J 1619	AE60 1619-C
M	65	Twilight Turquoise (Canada only)					M1J 1731	
N	69	Medium Beige Metallic (Econoline)					M1J 1911	
N	69	Dark Green (except Econoline)					M1J 3282	
N	70							
N	71/	Platinum	AE60	921-A	C	S	M30J 921-SE	AE60 921-C
O	71	Light Green	AE60	3472-A		S	M1J 3472	
O	72	Medium Green Metallic	AE60	5187-A	C	S	M1J 5187	AE60 5187-C
P	65	Champagne Beige (Canada only)					M1J 1737	
P	68/70	Medium Ivy Green	AE60	3150-A	C	S	M1J 3150	AE60 3150-C
P	71/	Medium Green Metallic	AE60	3462-A	C	S	M1J 3462	AE60 3462-C
Q	67	Medium Blue Metallic	AE60	1624-A	C	S	M1J 1624	AE60 1624-C
Q	69/70							
Q	71	Medium Blue Metallic	AE60	3064-AA		SA	M1J 3064-CA	
Q	72	Light Yellow Green	AE60	5060-A	C	S	M1J 5060	AE60 5060-C

LACQUER and SYNTHETIC ENAMELS**EXTERIOR PAINTS**

C O D E	YEAR	N A M E * SHOWN ON WARRANTY PLATE	U. S.				CANADA	
			P A R T N U M B E R		S U F F I X		P A R T N U M B E R	P A R T N U M B E R
			3-OZ.		Q T.	6 OZ. SPRAY	ALKYD ENAMEL Q T. (40 OZ.)	ACRYLIC ENAMEL Q T. (32 OZ.)
ACRYLIC ENAMEL								
R	65	Red (Canada only)					M30J 1515-SE	
R	69	Light Ivy					MIJ 3125	
R	72	Light Aqua (Econoline)	AE60	3066-A	C	S		AE60 3066-C
R	72	Medium Ginger Metallic (exc. Econoline)	AE60	5186-A	C	S	MIJ 5186	AE60 5186-C
S	70	Nugget Gold Metallic	AE60	3199-A		S	MIJ 3199	
S	71	Lime Gold Metallic					MIJ 5109	
S	72	Medium Turquoise	AE60	5054-A	C	S	MIJ 5054	AE60 5054-C
T	64/65	Light Beige	AE60	1631-A	C	S	MIJ 1631	AE60 1631-C
T	69/	Red	AE60	2008-A	C	S	MIJ 2008	AE60 2008-C
U	67/69	Medium Green	AE60	2097		S	MIJ 2097	
U	70/71	Yellow					MIJ 3217	
U	72	Medium Lime Metallic	AE60	5021-A	C	S	MIJ 5021	AE60 5021-C
V	69	Light Aqua	AE60	3066-A	C	S		AE60 3066-C
V	71/	Dark Green	AE60	5005-A	C	S	MIJ 5005	AE60 5005-C
W	65	White (Canada only)					MIJ 1619	
W	65/66	Medium Blue					MIJ 1742	
W	68/69	Yellow	AE60	3120-A			MIJ 3120	
W	70	Yellow	AE60	3341-A	C	S	MIJ 3341	AE60 3341-C
• W	71	Light Ginger Metallic	AE60	3516-A	C	S	MIJ 3516	AE60 3516-C
W	72	(Econoline)						
W	72	Medium Blue Metallic (exc. Econoline)	AE60	5108-A	C	S	MIJ 5108	AE60 5108-C
X	69	Medium Blue					MIJ 1742	
• X	71	Light Ginger Metallic	AE60	5107-A		S	MIJ 5107	
X	72	Light Goldenrod Yellow	AE60	3565-A	C	S	MIJ 3565	AE60 3565-C
Y	69/71	Medium Aqua	AE60	3216		S	MIJ 3216	
Z	69	Signal Flare Red					MIJ 2025	
Z	70	Medium Beige	AE60	3569-A	C	S	MIJ 3569	AE60 3569-C

• IMPORTANT- 1971 Econoline units produced from Nov. 12, 1970(approx. Serial No. K40,000) to July 15, 1971(approx. Serial No. M19,999) show a warranty plate code of "W" for exterior paint - whereas the actual paint used on these vehicles was code "X". Caution should be used in selecting paint for these units.

APPEARANCE & MAINTENANCE MATERIALS

U.S. USAGE

PART NUMBER	DESCRIPTION	PART NUMBER	DESCRIPTION
PAINTS and REFINISHING MATERIALS		CLEAR VISION AIDS	
C5AZ 19000-C	Paint (argent lacquer)-15 oz. net wt. -spray can	★C1AZ 19C507-B	Cleaner (convertible rear window)-12 oz. plastic bottle-not replaced (5-74)
C0AZ 19B542-A	Cream (polyfiller hardener)-1 pkg. of 6-1 1/4 oz. tubes supplemental supply-used with C0AZ 19A547-A or B polyfiller body repair material	C8AZ 19C507-A	Cleaner (Automotive Glass) (12) 23 oz. aerosol cans
C3AZ 19B542-A	Putty (dark gray)-1 lb. tube	D3AZ 19C544-B	De-icer (window)--(12) 14 oz. aerosol cans-w/wide track scraper
D2AZ 19B542-A	Cream hardener for polyfiller-use with D2AZ 19A547-A kit-polyfiller body repair-1 oz. supplemental supply--(12) 1 oz. tubes	C9AZ 19550-A	Ford ultra clear windshield washer solution-(12)-16 oz. cans
★C0AZ 19A547-A	Filler (polyfiller)-body repair kit-(1)-1 quart container with (1) 1 1/4 oz. tube of C0AZ 19B542-A cream hardener attached to each quart-repl.by D2AZ 19A547-A (2-74)	C9AZ 19550-B	Ford ultra clear windshield washer solution-(12)-32 oz. cans
D2AZ 19A547-A	Kit-polyfiller body repair (3 lb.)-consists of (1) 3 lb. container polyfiller (1) D2AZ 19B542-A cream hardener-1 oz. tube--(12) kits	COOLING SYSTEM AIDS	
D2AZ 19A547-B	Kit-polyfiller body repair (12 lb.)-consists of (1) 12 lb. container polyfiller (1) 4 oz. tube cream hardener--(4) kits	D3AZ 19A503-A	Cooling system fast flush--(12) 12 oz. cans
C5AZ 19E548-A	Tinting assort. -(12)-1 pint cans of Acrylic Enamel repair tinting colors	8A 19546-C	Radiator rust inhibitor & water pump lubricant-(12) 1 pint cans
C7AZ 19E548-A	Tinting assort. -(12)-1 pint cans of Acrylic lacquer-tinting colors	8A 19549-A	Ford cooling system fluid (permanent anti-freeze)-(6) 1 gal. cans
C9AZ 19627-A	Tape (automotive masking)-(48) 3/4" wide - 60 yd. roll	8A 19549-B	Ford cooling system fluid (permanent anti-freeze)-(24) 1 qt. cans
C9AZ 19627-C	Tape (automotive masking)-(24) 2" wide - 60 yd. roll	C2AZ 19549-C	Ford cooling system fluid (permanent anti-freeze)-55 gal. drum
CLEANERS, WAXES and POLISHES		C9AZ 19558-A	Protector pellets (cooling system)-carton of 24 pellets
B7A 19520-A	Tar & road oil remover-(12) 1 pint cans	MOTOR OILS and LUBRICANTS	
B7A 19521-A	Spot Remover (chlorothene cleaner)-(12) 1 pint cans	C4AZ 19D530-A	Lubricant (distributor cam)-1 1/2 oz. tube
D4AZ 19521-A	Cleaner (leather and vinyl)-12 oz. plastic bottle with brush	C6AZ 19542-A	Brake & hydraulic clutch fluid (extra heavy duty)-(24) 16 oz. cans for vehicles with disc or drum brakes
D4AZ 19521-B	Cleaner (leather and vinyl)-1 gal. plastic bottle	C6AZ 19542-B	Brake & hydraulic clutch fluid (extra heavy duty)-(12) 1 qt. cans for vehicles with disc or drum brakes
D4AZ 19521-C	Spot remover (chlorothene cleaner)-1 gal. can	C8AZ 19B546-A	Additive friction modifier-hypoid gear-4 oz. plastic bottle-(for F100/350, P350/400, E300 trucks with front driving axles & rear axles with Dana power lock)
8A 19522	Bright metal cleaner-(12) 1 pint cans	C3RZ 19C547-B	Lubricant (std., 3 & 4 speed trans.)-5 gal. pail
B8A 19523-A	Cleaner (multi-purpose)-(6) 1 qt. plastic bottles-concentrate	C0AZ 19553-A	Silicone lubricant (jell type)-8 oz. tube
B8A 19523-B	Cleaner (multi-purpose)-(6) 1 gal. plastic bottles-concentrate	C0AZ 19553-C	Silicone lubricant-16 oz. aerosol spray can
B8A 19523-C	Cleaner (all purpose)-55 gallon drum		
C9AZ 19523-A	Wash & wax concentrate-(4)-1 gal. plastic containers		
C0AZ 19526-A	Triple Clean-for leathers, vinyls, carpets & fabric upholstries-(12) 12 oz. bottle w/brush		
C9AZ 19526-A	Spot lifter-automotive fabric-(12) 8 oz. aerosol spray cans		
D4AZ 19523-A	Cleaner (multi-purpose)-5 gal. drum		
B7A 19528-A	Porcelainize liquid-8 oz. bottles		
8A 19529-B	Porcelainize (wash cream)-8 oz. bottle		
B7A 19530-A	Silicone auto polish-(12) 16 oz. cans		
B7A 19530-B	Custom Silicone Gloss(New Car Prep.)-(2) 1 gal. cans		
B4A 19534-A	Custom auto wax-(12) 8 oz. cans		
B8A 19534-A	Custom auto wax-(6) 1 lb. cans		

continued

APPEARANCE & MAINTENANCE MATERIALS

CANADIAN USAGE

PART NUMBER	DESCRIPTION	PART NUMBER	DESCRIPTION
MOTOR OILS and LUBRICANTS		MOTOR OILS and LUBRICANTS	
C4AZ 19D530-A	Lubricant (distributor cam)-1 1/2 oz. tube	★C9AZ 19580-A	Hypoid gear lubricant-for limited slip axle-(4) 32 oz.-plastic containers with spout-repl. by D3AZ 19580-A (1-74)
CC1AZ 19542-A	Brake fluid (super duty)-1 pt.	D3AZ 19580-A	Hypoid gear lubricant for limited slip axle only--(12) 1 qt. plastic container w/spout
CC1AZ 19542-B	Brake fluid (super duty)-1 gal.	D2AZ 19580-A	Hypoid gear lubricant (rear axle)-used with conventional axles only-1 gal. (U.S.)
CC1AZ 19542-C	Brake fluid (super duty)-5 gal.	★D2AZ 19580-B	Hypoid gear lubricant (rear axle)-used with conventional axles only-5 gal. (U.S.)-repl.by C6AZ 19580-B (6-74)
C6AZ 19542-A	Brake & hydraulic clutch fluid (extra heavy duty)-(24) 16 oz. cans for vehicles with disc or drum brakes	D2AZ 19580-C	Hypoid gear lubricant (rear axle)-used with conventional axles only-120 lb. keg
C6AZ 19542-B	Brake & hydraulic clutch fluid (extra heavy duty)-(12) 32 oz. cans for vehicles with disc or drum brakes	D2AZ 19581-A	Speedometer cable lubricant-1 lb. can
C8AZ 19B546-A	Additive friction modifier-hypoid gear-4 oz. plastic bottle (for F100/C ⁵⁰ , P350/400, E300 trucks with front driving axles & rear axles with Dana power lock	CC1AZ 19582-A	Automatic trans. & power strng. fluid-1 qt. can (pkg. 24)
C3RZ 19C547-B	Lubricant (std. 3 & 4 spd. trans.)-5 gal. pail	D2AZ 19582-A	Fluid (power steering)-Amber -- (12) 1 qt. cans (U.S.)
CC0CZ 19553-B	Silicone lubricant spray-6 oz. can	C4AZ 19584-B	Grease (Polyethylene)-16 oz. spray can
C5AZ 19577-A	Fluid-speed control device-1.55 oz. container	D0AZ 19584-A	Grease (polyethylene)--4 oz. aluminum tube-w/plastic cut off spout
D2TZ 19577-A	Lubricant(brake booster-air cleaner fluid)-16 oz. can	8L 19586-AUP	Lubriplate (regular)-1 3/4 oz. tube (pkg. 12)
C3AZ 19578-A	Steering gear lubricant (lifetime)-(4) 14 1/2 oz. cartridge	C1A 19588-B	Miracle power-top cyl. lubricant-4 oz. can
CB8A 19579-A	Heat rust solvent-8 oz. can	C1A 19588-C	Miracle power-engine lubricant-16 oz. can
CB8A 19579-B	Heat rust solvent-1 gal. can	C1AZ 19590-B	Lubricant (multi-purpose long life)-(4) 14 1/2 oz. cartridges
D2AZ 19579-A	Oil conditioner-(12) 16 oz. cans	C1AZ 19590-C	Lubricant (multi-purpose long life)-120 lb. keg
MGCA 19579-B	Fuel system cleaner-6 oz. can	C1AZ 19590-D	Lubricant (multi-purpose long life)-25 lb. pail
CB9AZ 19579-C	Engine purge-40 oz. can	C6AZ 19590-A	Lubricant (steering linkage)-(4) 14 1/2 oz. cartridges
CB9CZ 19579-A	Break-in lubricant-16 oz. can	C7AZ 19590-A	Lubricant (lower steering arm & spindle stop pads)-1 lb. can
CC4AZ 19579-A	Engine oil conditioner-40 oz. can	D2AZ 19590-A	Lubricant (Teflon grease)-for 100/350, E100/300 Trucks with 2 pc. driveline for drive shaft yokes--1 lb. can
CC4AZ 19579-B	"V-11" viscosity index improver-16 oz. tin		
CC5AZ 19579-A	Super motor oil-10W30-1 qt. can (pkg. 24)	SEALERS and ADHESIVES	
CC5AZ 19579-D	Super motor oil-10W30-45 gal.	6175	Window glass channel tape (sold by the foot)
CC5AZ 19579-G	Super motor oil-20W40-1 qt. can (pkg. 24)	M 6175-C	1 1/4" wide-.062" thick
CC7AZ 19579-A	Super motor oil-5W30-1 qt. can (pkg. 24)	M 6175-G	1 3/8" wide-.050" thick
C2AZ 19580-D	Hypoid gear lubricant (rear axle)-for high performance vehicles-1 gal. (U.S.)	M 6175-B	1 1/2" wide-.055" thick
C6AZ 19580-B	Hypoid gear lubricant (for light trucks with Dana axles)-applicable amount of C8AZ 19B546-A additive to be use with complete fill-5 gal. (U.S.)	M 6175-V	1 1/2" wide-.075" thick
		M 6175-J	1 1/2" wide-.090" thick
		M 6175-AC	1 3/4" wide-.070" thick
		CBA 18460-M	Cement (frost shield)-2 oz. tube
	continued		continued

APPEARANCE & MAINTENANCE MATERIALS

CANADIAN USAGE

PART NUMBER	DESCRIPTION	PART NUMBER	DESCRIPTION
SEALERS and ADHESIVES		SPECIAL PRODUCTS	
B9AE 19B508-A	Contact adhesive (gasket & seal)-16 oz. can-with brush	CB8A 19512-A	Wash mitt
C2AZ 19C525-A	Trim cement (vinyl adhesive)-16 oz. can	CC3AZ 19514-A	Starting fluid-11 oz. spray can
8A 19552-B	Rubber cement-(12) 5 oz. tube (black)	8A 19515-B	Undercoating-45 gal.
COAZ 19552-A	Rubber cement-(12) 5 oz. tube (light colored)	CC4AZ 19515-A	Undercoating-5 gal.
CC3AZ 19552-B	Windshield & backlite sealer-12 3/4 oz. tube	D0AZ 19515-A	Undercoating-airless spray-16 gal. drum(U.S.)
CBM 19553-A	Sealer-caulking cord	CBJ 19517-A	Polishing cloth-lintless-5 yds.
B5A 19554-A	Perfect seal sealing compound-carton of 12 4 oz. cans	CBJ 19517-B	Dusting cloth-chemically treated-18" x 24"
CCPN 19554-A	Loctite sealant-1 2/3 oz. bottle	D3AZ 19517-A	Dusting cloth (wax treated)--plastic bag container
CB9CZ 19554-B	Exhaust system sealant-40 oz. can	D3AZ 19517-B	Pad-buffing and polishing--carton of (12)
C6AZ 19554-A	Metallic plastic (to repair cyl. front cover & cyl. block intake manifold) (1) can-metallic resin, (1) jar-hardening agent	CC3AZ 19517-A	Chamois-super sheen-approx. 20" x 22"
C9AZ 19554-A	Perfect seal sealing compound-(12) 15 oz. aerosol can	D4AZ 19B519-A	Refrigerant (Air Conditioner)-14 oz. can *YN-1 -A
C9AZ 19554-B	Sealer (liquid butyl)-black-for sealing butyl installed windshield and backlite-16 oz. can	D2AZ 19523-A	Hand cleaner-waterless--(12) 14 oz. cans
D0AZ 19554-A	Kit-loctite minute bond adhesive 312-Consists of (1) 50cc adhesive, (1) 6 oz. can accelerator and (1) instruction sheet	D2AZ 19523-B	Hand cleaner-waterless--(2) 5 lb. cans
D0AZ 19554-B	Accelerator for loctite minute bond adhesive 312-6 oz. aerosol spray can	CECG 19524-A	Engine shampoo-5 gal. can
D0AZ 19554-C	Sealer tape (tetrafluoroethylene)-1 1/2"-288"-used on bolt & studthreads to provide a positive liquid seal	CECG 19524-B	Engine shampoo-45 gal. can
D2AZ 19554-A	Adhesive-used for repair of loose vinyl * inserts to stainless steel or aluminum body side mouldings-pressure activated--1 oz. bottle	CC6AZ 19528-A	Concrete floor cleaner & degreaser-40 lb. pack
AB 19560-A	Caulking cord-(6) 80 ft. rolls-3/16" diameter	C000 19531-D	Gas line anti-freeze-12 oz. can
C3AZ 19560-A	Body sealer (synthetic resin)-3 lb. tube	CC2AZ 19531-BUP	Gas line anti-freeze-4 oz. can (ctn./24)
CC5AZ 19562-B	Kit-windshield & backlite tape sealer-consists of 168" x 3/8" x 3/8" special tape for use on vehicles using butyl tape type installation on windshield & backlite glass	C000 19535-A	Carburetor cleaner-5 gal. pail
D1AZ 19562-A	Butyl tape kit-for windshield replacement on vehicles prior to being licensed by dealer	C000 19535-B	Carburetor cleaner-4 gal. pail (with basket)
D3AZ 19562-A	Windshield glass seal kit--5/16" round (176") includes glass primer	CC5AZ 19562-C	Putty (green hi-speed)-3 1/2lb. tin
CC2CZ 19573-A	Automatic transmission sealer-8 oz. can	CC5AZ 19562-D	Putty (super spot-pink shade)-3 1/2lb. can
		C9AZ 19577-B	Refrigerant compressor oil-used with York or Tecumseh compressor *YN-2
		D1VY 19577-B	Refrigerant compressor oil-used with Frigidaire compressor *YN-4
		MGCA 19579-A	Combustion chamber conditioner-16 oz. can
		C6AZ 19579-B	Carburetor & combustion chamber cleaner-(12) 19 oz. aerosol cans
		B6A 19583-A	Ru-Glyde-rubber lubricant (for tubeless tire servicing)-1 gal. (U.S.)
		CC0CZ 19583-A	Ru-Glyde-rubber lubricant-8 oz. can
		C1A 19584	Penetrating fluid-8 oz. can
		CB8A 19584-A	Penetrating fluid-1 gal. can
		CB9CZ 19586-A	Door ease-stick lubricant-shop size (6 to carton)
		B4A 19587-A	Lock lubricant-(12) 4 oz. can
		D2AZ 19587-A	Lock lubricant-(12) 4 oz. aerosol can w/ snorkel

INDEX

PART NAME	GROUP NUMBER	PART NAME	GROUP NUMBER
A		D	
Actuator (free running hub clutch)	1098	Drum (front brake)	1125
Adapter (rear axle shaft stud)	1142	Drum (rear brake)	1126
B		E	
Bar (spare wheel carrier stop)	1496	Extension (tire valve)	1705
Bearing (rear wheel)	1225		
Bearing assy. (free running hub inner coupling)	1092	F	
Bearing assy. (rear wheel ball)	1225	Flange (front axle drive)	1245
Bearing & retainer kit (axle shaft)	1225	Flange (wheel rim)	1099
Bolt (drive flange to hub)	1C107	G	
Body (free running hub clutch)	1093	Gasket (front air brake slinger)	1152
Bolt (front hub retaining plate)	1A031	Gasket (front brake grease baffle)	1193
Bolt (hub)	1118-9	Gasket (front wheel hub & grease cap)	1153
Bolt (rear wheel hub)	1107	Gasket (lockout hub housing)	1A021
Bolt (spare wheel carrier hinge)	1471	Gasket (rear axle wiper)	1187
Bolt (spare wheel carrier support)	1408	Gasket (rear hub)	1183
Bolt (spare wheel mounting)	1448	Gasket (rear wheel bearing retainer)	1001
Bolt (spoke wheel rim clamp)	1151	Gear (front axle shaft drive)	1245
Bolt (wheel hub)	1107-8	H	
Bracket (frame to spare wheel carrier)	1453	Housing assy. (lockout hub)	1A026
Bushing (lockout hub)	1A023	Hub assy. (front)	1104
C		Hub assy. (front spoke wheel)	1014
Cam (lockout hub actuating)	1A053	Hub assy. (front wheel free running)	1104
Cap (front hub grease)	1131, 1139	Hub assy. (rear)	1109
Cap (rear hub grease)	1248	Hub & brake drum assy. (front)	1102-3
Cap (wheel hub)	1130	Hub & drum assy. (rear wheel brake)	1113-4
Carrier (spare wheel)	1433	Hub kit (free running)	•1104
Channel (spare wheel carrier)	1443-4	K	
Clamp (spoke wheel rim)	1042-3	KIT - refer to appropriate noun name For example	
Cone & roller (front wheel)	4221	Oil seal kit (rear wheel inner)	1175
Cone & roller assy. (front wheel inner bearing)	1201	Knob (lockout hub actuating)	1A029
Cone & roller assy. (rear wheel & differential bearing)	1244	L	
Cone & roller assy. (rear wheel outer bearing)	1240	Lock assy. (side mounted spare wheel with keys)	1386
Control assy. (free running hub)	1089	Lock ring (free running hub inner coupling)	1080
Coupling (free running hub)	1090-1		
Cover (wheel hub)	1130		
Cover kit (wheel)	•1130		
Cup (front wheel bearing)	1202, 4222		
Cup (front wheel outer bearing)	1217		
Cup (trans. countershaft bearing)	1239		
Cup (wheel bearing)	1239		

• Refer to Accessories Section
January, 1975

FORD TRUCK PARTS

SECTION 10

1

YEAR	MODEL	DESCRIPTION	QTY.	PART NUMBER
	1001 GASKET - REAR WHEEL BEARING RETAINER or REAR AXLE SHAFT	-Also Refer to Parts List Section 40A		
64/70	E100 "Before Ser. G50,001"	Rear brake carrier plate-2 7/8" I.D. -4 holes	2	C1AZ 1001-A
70/	E100 "From Ser. G50,001"	2 55/64" - 4 holes	2	D0OZ 1001-A
66/67	E100	Rear wheel	2	A8AZ 1001-A
64/67	F-P100	Rear wheel-3 7/32" I.D.-5 holes	4	C5AZ 1001-A
64/69	E200, F-P100	Rear brake backing plate-3 7/32" I.D. -4 holes	2	C6VY 1001-A
70	E200, F100 "Before Ser. G50,001"	3 7/32" I.D.-4 holes	2	C6VY 1001-A
70/	E200, F100 "From Ser. G50,001"	3 5/32" - 4 holes	2	D0AZ 1001-A
66/69	F100	Use with Dana locker axle 60-3	4	C6TZ 1001-A
64/	F250 (4 x 4)	Front wheel-3500 lb. Dana front axle - 6 bolt holes 3 3/4" circle-Also refer to Parts List Section 40A	2	C1TZ 1001-A
64/	B500, C500/550, F-L-LN-N-P500	Rear axle shaft-4" I.D.- 5 17/32" O.D.-11M, 13M axles	2	A8TZ 1001-A
64/69	E300, F250/350, P350/400	Rear axle shaft- 3 11/32" I.D.-4 23/32" O.D.	2	A8TZ 1001-B
70/	E300, F250/350, P350/400	Rear axle shaft-3 11/32" I.D.-4 23/32" O.D.- aluminum	2	D0TZ 1001-A
64/66	T700	Rear axle shaft-4 1/2" I.D.-5 7/8" O.D.	8	B4TZ 1001-A
64/66	B-C-F-N600/700		4	
67/	B-C-F-LN-N500/700	With 15M axle	4	
64/67	F350, P400	Rear axle shaft-8 holes-3 1/2" I.D.-4 29/32" O.D.-4 1/8" bolt circle	2	B5TZ 1001-A
64/67	P350 (H/D rear axle)		2	
64/66	B-C-F700/750, N600/750	Rear axle shaft-8 holes-4 1/2" I.D.-6 3/16" O.D.	4	A8TZ 1001-C
64/66	T750		8	
64/66	T700 (H/D axle)		8	
64/66	B-C-F600 (16M rear axle)		4	
64/66	HT950, (HT950 Diesel except 138" W/B)		8	
64/66	CT800/850, NT850, T800/850		8	
64/66	F800		4	
64/66	CT750		8	
67/	B600/700, C600/750, CT750, CT850, F-L-LN-600/800, LNT-LT-LTS800/900, N600/800, NT850, T700/850	With 17M & 30M axles	AR	
64/66	C-F-N800/850	Rear axle shaft-12 holes-4 1/2" I.D.-6 1/8" O.D.- 5 1/4" bolt circle	2	A8TZ 1001-D
64/66	CT800/850, NT850, T800/850		4	
64/66	B-C-F-N700/750	18M axle	2	
64/66	HT950, (HT950 Diesel except 138" W/B)		4	
64/66	F950, N950/1000		2	
67/	B700/750, C700/850, CT800/850, F-L-LN-LNT-LT-LTS-N700/1000, NT850, T800/850, WT900/1000	With 18.5M & 34M axles	AR	
64/66	C-F900/1000, N850/1000	Rear axle shaft-5 5/8" I.D.-8 1/2" O.D.	2	B3TZ 1001-A
64/66	CT-NT-T950		4	
64/59	C-F1100		2	
64/66	C-F800/850		2	
64/66	H1000, HT950, NT850		2or4	
67/	C-F-L-LN-LT-LTS-N800/1000, NT850, T700, T800/950, W-WT900/1000	With 22M, 23M, 38M & 44M axles	AR	
64/66	C-F-N1100	Rear axle shaft-8 holes-6" I.D. -8 3/8" O.D.-7" bolt circle	2	ΔB8TZ 1001-A
64/66	T950 (except 158" W/B)		2	
67/69	T950	With 50M & 60M axles	2	

Δ Use with Conventional & Two Speed Axles

January, 1975

COPYRIGHT © 1975-

FORD MARKETING CORPORATION —DEARBORN, MICHIGAN

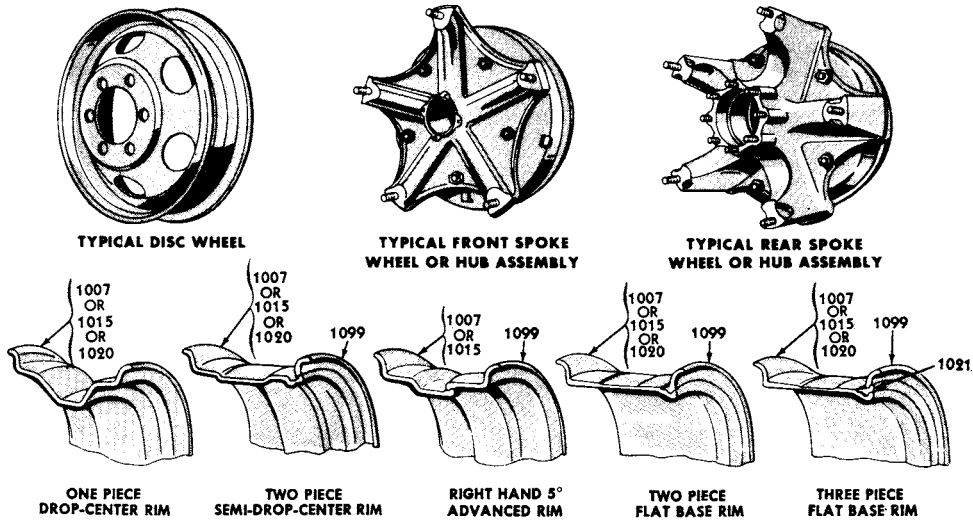
FINAL ISSUE

1007

HOW to IDENTIFY WHEELS, RIMS, FLANGES and LOCK RINGS

1. Many wheels and rims may be identified by a stamping number. When the stamping number is known, refer to the Guide on Page 3 for the appropriate service part number.
2. When the stamping number is not known, wheels and rims and their related flanges and lock rings may be identified as follows:
 - (a) Determine the type of wheel or rim from the illustration below.
 - (b) Determine the size of the wheel or rim. If this is not known, check the tire size and refer to the Tire Size to Wheel or Rim Size Chart on page 6 of this section. This chart also lists the various truck series on which the tires and their related wheels or rims are used.
 - (c) When the size of the wheel or rim is known, refer to the Wheel, Rim, Flange and Lock Ring Chart (page 7 through 10).

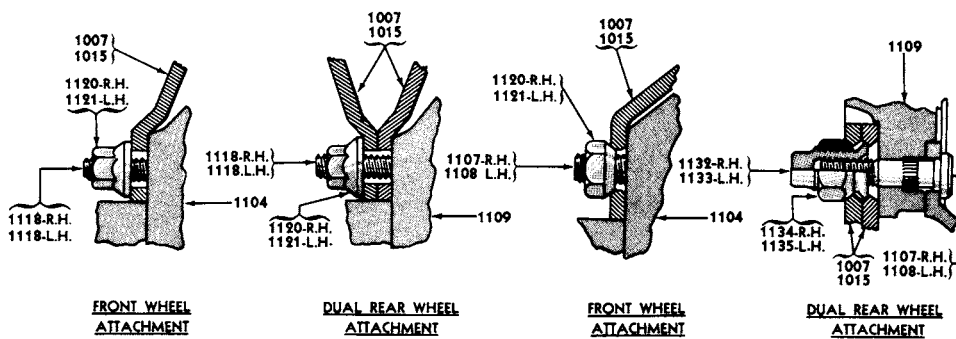
TYPICAL WHEELS, RIMS AND RELATED ITEMS



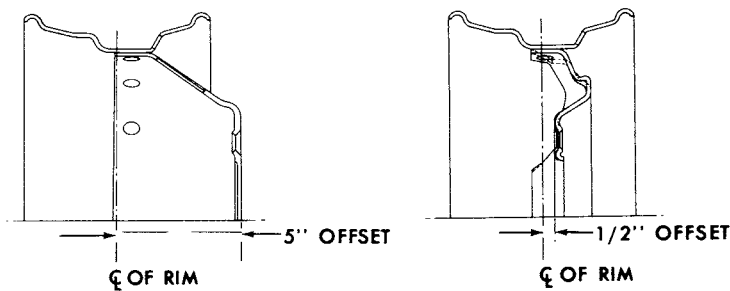
P-5156

PILOT MOUNTED DISC WHEELS

BALL SEAT MOUNTED DISC WHEELS



P-5387



P-7585

1007 - continued

WHEEL or RIM IDENTIFICATION CHART

(See instructions for identifying wheels, rims, etc., on page 2 of this section.)

IDENTIFICATION	PART NUMBER	IDENTIFICATION	PART NUMBER
237-FL-1X	C4TZ 1020-A	F 30872	C5TZ 1015-F
238-CR-1X	C4TZ 1020-B	31031	B9TZ 1015-A
240-CR-1X	C4TZ 1020-C	RB 31061-9	D0HZ 1020-D
240-FL-1X	C4TZ 1020-C	RB 31146-1	C5TZ 1020-A
		RB 31298	C5TZ 1020-B
		RB 31300-1	D0HZ 1020-A
262-FL-1X	C4TZ 1020-D		
263-FL-1Y	C4TZ 1020-E	34706	★8TH 1007-A R/B B7T 1015-A
277-5°-1X	D2HZ 1020-B	37613-EZ	C8TZ 1099-A
278-FL-1X	C4TZ 1020-B	38046	★C3TZ 1007-G R/B C5TZ 1007-D
312-5°-1X	D0HZ 1020-C		
313-5°-1X	D2HZ 1020-A	DX 45522	C3TZ 1007-E
E 5487-C	C1TT 1007-C	DX 45524	C3TZ 1007-F
E 5780-A	★C1TT 1007-D		
PA 7987-4	D0HZ 1020-B	49280	B9T 1007-A
		49380	7RY 1007
25372-11	B7T 1015-B	49951	C6TZ 1007-B
25373-11	C4TZ 1015-B		
25375	B4Q 1007-A	E 58116	C5TZ 1007-C
25376	B4T 1007-A	D 58737	★C6TZ 1007-A R/B C8TZ 1007-D
		XD 58902	C4TZ 1007-M
RA 25438-5	B5QH 1007-C	58906	B4TZ 1007-B R/B B4TZ 1007-C
25440	C4TZ 1007-F	59350	8TH 1007-A
25441	C4TZ 1007-F		
RA 25441-9	C4TZ 1007-F	60880	★8J 1007 R/B B7TZ 1007-A
25442-5	B6QH 1015-B	60880	B7TZ 1007-A
25461-7	B6T 1015-D	65340	★C3TZ 1007-H R/B C3TZ 1007-L
RA 25495-3	B6QH 1015-C	65340-D	C3TZ 1007-L
25613	C4TZ 1007-M	68410	B4T 1007-A
RA 25668	B9T 1007-A	68500	B4Q 1007-A
25739	C4TZ 1007-E	68600-1	B5Y 1007-B
25740	C4TZ 1007-F		
25959	C4TZ 1007-K		
		70610	C1TT 1015-A
RA 26015-4	C4TZ 1007-G	70740	★B6TZ 1015-D R/B B6Y 1015-B
26027	C4TZ 1007-G	70740	B6Y 1015-B
F 26419	★C5TZ 1015-G		
RH 26487	C3TZ 1007-E	71340	B6QH 1015-B
RH 26488	C3TZ 1007-F	71410	B6D 1015-B
RA 26493	C3TZ 1015-A	71660	B6T 1015-D
RA 26494	C3TZ 1015-B		
		72050	B6J 1015-B
26538	C4TZ 1007-J	72220	C4TZ 1015-B
26550	C4TZ 1007-H	72610	C4TZ 1015-A
26551	★C4TZ 1007-A R/B C4TZ 1007-N		
26552	C4TZ 1007-B	73230	B8Y 1015-A
26655	C4TZ 1007-L	73240	B8D 1015-A
RA 26672-3	C5TZ 1015-E	73460-F	B7T 1015-B
		73813	★C7TZ 1007-B R/B C8TZ 1007-D
26723	B6QH 1015-B		
RA 26724	C4TZ 1015-A	75160	★C8TZ 1007-D R/B D2TZ 1015-B
F 26794-2	C5TZ 1015-J	75192	★B4TZ 1007-C R/B D2TZ 1007-E
RA 26839-2	★C5TZ 1015-B R/B C5TZ 1015-R	75900	B8QH 1007-B
RA 26870-1	C5TZ 1015-A	75900-1	B9T 1007-A
RA 27017	C5TZ 1007-C	76830 D1	C4TZ 1007-M
27122	C4TZ 1007-J	78510-1	C1TT 1007-A
27123	C4TZ 1007-B	79120	B6TZ 1015-A
27124	C4TZ 1007-K	79850	C3TZ 1015-B
27126	C4TZ 1007-E	79860	C3TZ 1007-F
RA 27216	C5TZ 1015-N	79870	C3TZ 1007-E
RA 27258	C5TZ 1015-R	79980	C4TZ 1007-F
		7	

January, 1975

COPYRIGHT © 1975— FORD MARKETIN CORPORATION

