

Buy Now



FORD

CHASSIS PARTS AND ACCESSORIES CATALOGUE

Discover more ebooks! Visit our website:
fordshopmanual.com

NOVEMBER, 1950

PASSENGER CARS 1928 THRU 1948
TRUCKS 1928 THRU 1947
PARTS AND ACCESSORIES

Supersedes FORD Chassis Parts and Accessory Catalogue
dated April 1949

DEMO

This DEMO contains only a few pages
of the entire manual/product.

Not all Bookmarks work on the Demo,
but they do on the full version.

Features:

- Searchable text
- Printable pages
- Bookmarked for easy navigation
- High Resolution images
- Zoom to see exact details
- Money back Guarantee
- Transfer to USB flash drive support

OF *Ford Motor Company*

DEARBORN, MICHIGAN

Copyright 1950
FORD MOTOR COMPANY
Dearborn, Michigan
All rights reserved

Paints, Polishes, Etc.	v
Wheels, Hubs, Drums	1
Brakes	22
Front Axle	78
Steering Gear	91
Rear Axle	116
Coupling Shaft	141
Frame	147
Muffler	160
Springs	173
Engine	216
Transmission	292
Clutch	338
Radiator	353
Fuel System	400
Generator	458
Battery	485
Starting Motor	493
Distributor, Ignition Coil	507
Lamps and Wiring	530
Fenders	591
Hood	612
Windshield Wiper	638
Shock Absorbers	659
Standard Parts	668
Bumpers	683
Accessories	708
Identification Data	744
Alphabetical Index	774

Copyright © 2007, Forel Publishing Company, LLC, Woodbridge, Virginia

All Rights Reserved. No part of this book may be used or reproduced in any manner whatsoever without written permission of Forel Publishing Company, LLC. For information write to Forel Publishing Company, LLC, 3999 Peregrine Ridge Ct., Woodbridge, VA 22192

1928-1948 Ford Chassis Parts and Accessories Catalogue
(Form 3633, dated November, 1950)
ISBN: 1-60371-023-X
EAN: 978-1-60371-023-7

Forel Publishing Company, LLC
3999 Peregrine Ridge Ct.
Woodbridge, VA 22192



This publication contains material that is reproduced and distributed under a license from Ford Motor Company. No further reproduction or distribution of the Ford Motor Company material is allowed without the express written permission of Ford Motor Company.

Disclaimer

Although every effort was made to ensure the accuracy of this book, no representations or warranties of any kind are made concerning the accuracy, completeness or suitability of the information, either expressed or implied. As a result, the information contained within this book should be used as general information only. The author and Forel Publishing Company, LLC shall have neither liability nor responsibility to any person or entity with respect to any loss or damage caused, or alleged to be caused, directly or indirectly by the information contained in this book. Further, the publisher and author are not engaged in rendering legal or other professional services. If legal, mechanical, electrical, or other expert assistance is required, the services of a competent professional should be sought.

FORD MOTOR COMPANY

DEARBORN, MICHIGAN

AMERICAN WHOLESALE DISTRICT OFFICES

Atlanta, Ga.	Cleveland, Ohio	Houston, Texas	New Orleans, La.	St. Louis, Mo.
Buffalo, N. Y.	Dallas, Texas	Indianapolis, Ind.	Norfolk, Va.	Salt Lake City, Utah
Charlotte, N. C.	Detroit, Mich.	Jacksonville, Fla.	Oklahoma City, Okla.	Seattle, Wash.
Chester, Pa.	Denver, Colo.	Kansas City, Mo.	Omaha, Neb.	Somerville, Mass.
Chicago, Ill.	Des Moines, Iowa	Long Beach, Calif.	Pittsburgh, Pa.	Twin City (St. Paul, Minn.)
Cincinnati, Ohio	Edgewater, N. J.	Louisville, Ky.	Richmond, Calif.	Washington, D. C.
	Fargo, N. D.	Memphis, Tenn.	Rockford, Ill.	

GENERAL INFORMATION

This Ford Chassis Parts and Accessories Catalogue has been prepared to assist Dealers and Garages in ordering Ford Parts—Parts that are "Right" for Ford cars and trucks.

This catalogue includes all FORD PASSENGER CAR MODELS 1928 through 1948 inclusive and FORD TRUCK MODELS 1928 thru 1947 inclusive.

Model identification information is listed starting with page 744. Also, a complete alphabetical index has been included.

For rapid identification of parts for minor assemblies, such as, oil pumps, fuel pumps, distributors, generators, etc., numerous charts of these assemblies have been catalogued. When referring to these charts it is essential to first determine which assembly is applicable for the desired year, then refer to the chart and select the part or parts wanted, for example:

A DISTRIBUTOR ROTOR is required for a 1941 Passenger Model with an 8 cylinder engine. Refer to the Distributor assembly (basic part number 12127) page 512 and note the complete part number of the Distributor assembly is 11A 12127. Page 519 of the Distributor Chart lists 68 12201 Distributor Rotor as the wanted part.

The following models are listed in the model column:

Pass (Passenger), Comm (Commercial or light truck), Truck, C.O.E. (Cab-Over-Engine)

Attaching parts such as bolts, screws, clamps, etc. are listed below the part with which they are used. All standard bolts, screws, etc. are listed numerically on page 668 and by size on page 676. Special bolts, washers, etc. are listed numerically on page 672.

The driver's side is the LEFT HAND SIDE of the vehicle and governs such parts as fenders, lamps, etc. as to whether a part is right or left hand.

For Ford Chassis parts required for later models, refer to—

Form 3752, For 1949-51 Passenger Car Models

Form 3749, For 1948-51 Truck Models

For Body parts such as seats, door handles, window glass, window regulators, etc., refer to—

Form 3605, 1944-51 Body Parts Catalogue

Following symbols are used throughout this catalogue:

† Part is no longer supplied for service.

ⓔ Indicates Eaton Axle Part Numbers.

1941-47 6 cylinder engine parts are listed as "G" Series in model column.

1947-48 6 cylinder engine parts are listed as "H" Series in model column.

Illustrations throughout this catalogue are for a particular model, however, the basic part numbers are applicable to practically all models.

When ordering parts, always give full part number and name, also specify how shipment is to be made; Freight, Parcel Post, or Express.

Following are brief general telegraphic codes:

ABSEN Ship via air express.

ABSIN Rush by air mail.

ANGRA Express at once.

ANILE Express direct to.

BEAGA Post today sure.

BOOBA Ship fast freight.

BORIK Ship today sure.

BREWA Advise how and when shipping.

FORD BASIC PART NUMBERS

Ford basic part numbers are grouped according to their function, for example all parts applying to the rear axle are grouped from 4000 to 4799, transmission from 7000 to 7449, etc.

Following is an index and page number of the various groups—



























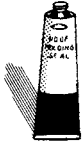


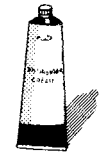
SERIES	GROUP	PAGE NO.	SERIES	GROUP	PAGE NO.
1012-1244	Wheels, Hubs & Drums	1	10000-10449	Generator	458
1350-1498	Spare Wheel Carrier	9	10505-10653	Cutout & Voltage Regulator	480
2004-2441	Brakes (Service)	22	10655-10722	Battery	485
2442-2597	Brake Controls	54	10732-10732	Battery Support	486
2600-2866	Brakes (Hand)	66	10844-10990	Instrument Cluster & Ammeter	490
			11002-11383	Starter Motor	493
			11450-11587	Starter Switch	498
			11646-11673	Lighting Switch	499
3010-3446	Front Axle	78			
3503-3743	Steering Gear	91	12000-12388	Ignition Coil, Distributor, Condenser	507
4000-4799	Rear Axle	116	12405-12410	Spark Plug	527
4803-4906	Coupling Shaft	141	13002-13324	Lamps (Head, Parking & Cowl)	530
5000-5194	Frame & Brackets	147	13402-13799	Lamps (Rear & Dome)	542
			13801-13919	Horn	560
5230-5293	Muffler & Exhaust Pipe	160			
5300-5469	Front Spring	173	14176-14615	Wiring	566
5484-5494	Stabilizer	183	15001-15709	Miscellaneous Accessories	588
5505-5799	Rear Spring	189	16000-16157	Front Fender	591
6008-6856	Engine	216	16160-16446	Rear Fender	599
			16450-16548	Running Board	606
			16550-16590	Shield	611
			16604-16960	Hood	612
7000-7449	Transmission	292			
7501-7620	Clutch	338	17005-17125	Tools	627
8005-8458	Radiator	353	17254-17293	Speedometer	628
8501-8592	Water Pump	388	17450-17647	Windshield Wiper	638
8600-8665	Fan	394	17679-17745	Mirrors	645
9002-9326	Fuel Tank	400	17749-17997	Bumpers	649
9349-9417	Fuel Pump	415	18006-18197	Shock Absorber	659
9424-9488	Manifolds, Clamps, etc.	420	18204-18998	Miscellaneous Accessories	665
9502-9685	Carburetor	428	20039-S-	Standard Bolts, Screws,	
9700-9819	Accelerator, Throttle & Choke Control Rods	446	97015-S	Nuts, etc.	668
9902-9974	Carburetor	454	350001-S-		
			359932-S	Special Bolts, Washers, etc.	672



CHASSIS PARTS CATALOGUE

PART NUMBER	DESCRIPTION	FORMER PART NUMBER
Paints, Polishes, Cleaners, etc.		
M 111-B	Body touch-up paint - quick drying enamel - 1/2 pint	
M 165	Body touch-up paint - quick drying enamel - 1 quart	
M 3720	Varnish - rot inhibitor - quart & gallon containers	
M 13654	Synthetic enamel drying accelerator - 1 quart	
81A 18442	Cleanser-cooling system	
8A 19505	Black top dressing - 1/2 pint	M 255
8A 19510-A	Black top dye - 1 quart	M 4410
1A 19511	Oil aid - 16 oz. can - carton of 24 cans	M 4891
8A 19515-B	Body undercoating - 55 gallon drums	
8A 19510-C	Green top dye - 1 quart	
8A 19517	Rymplecloth - polishing - 12 per carton	
1A 19517	Dusting cloth - wax treated - 17 1/2" x 23"	
8A 19518-A	Cleaner & polish - 1 pint	M 3830-A
8A 19518-B	Cleaner & polish - 1 gallon	M 3830-A
8A 19519-A	Cleaner - wax polish - 1 pint	M 3829-B
8A 19519-B	Cleaner - wax polish - 1 gallon	M 3829-B
8A 19520-A	Cleaner - body - 1 pint	M 3828-A
8A 19520-B	Cleaner - body - 1 gallon	M 3828-A
8A 19520-C	Cleaner - body compound - 14 oz	M 219-A
8A 19520-D	Cleaner - liquid glaze - 1/2 pint	M 3738
8A 19520-E	Cleaner - liquid glaze - 1 pint	M 3738
8A 19520-F	Cleaner - liquid glaze - 1 gallon	M 3738
8A 19520-G	Cleaner - body porcelainize - case of 4 gallons	
0A 19521	Spot remover - 12 pint cans per carton	
8A 19522	Cleaner - chrome - 1 pint	M 6077-A
8A 19524-A	Foam car washing solution - 1 quart	M 13815
8A 19524-B	Foam car washing solution - 1 gallon	M 13815
8A 19526-A	Cleaner - foam upholstery - 16 oz	M 3817-A
8A 19526-B	Cleaner - foam upholstery - 1 gallon	M 3817-A
1A 19527-A	Cooling System Cleanser - regular	M 3801-A, M 1050-A
1A 19527-B	Cooling System Cleanser - heavy duty	M 1191-A, M 1050-A
8A 19528-B	Liquid - porcelainize - case of 24 bottles	
8A 19529-B	Polish - body porcelainize cream - case of 24 bottles	
8A 19530-A	Body polish - 1 pint	M 230-A
8A 19530-B	Body polish - 1 gallon	M 230-A
8A 19532-A	Sealer - liquid glaze - 1/2 pint	M 3739
8A 19532-B	Sealer - liquid glaze - 1 pint	M 3739
8A 19532-C	Sealer - liquid glaze - 1 gallon	M 3739
8A 19534	Wax - polishing - 8 oz	M 220-A
8A 19541-A	Shock absorber fluid - 1 pint	M 4633-B
8A 19541-B	Shock absorber fluid - 1 gallon	M 4633-B
8A 19542-C	Hydraulic brake fluid - 1 pint	M 3833-C
8A 19542-D	Hydraulic brake fluid - 1 gallon	M 3833-C
8A 19542-E	Hydraulic brake fluid - 5 gallon can	M 3833-C
8A 19544-A	Anti-freeze - 54 gallon drums	M 13887
8A 19544-B	Anti-freeze - 1 gallon	M 13887
8A 19546-C	Radiator rust inhibitor - 16 oz	M 1187-A
8A 19548-A	Water repellent solution - 1 pint	M 1205-B
8A 19549	Anti-freeze - permanent type - 1 gallon	
8A 19550	All weather windshield washer solution - 6 oz	M 3716
8A 19552-A	Rubber cement - 5 1/2 oz tube	M 5337
8A 19552-B	Rubber cement - 5 1/2 oz tube	
8A 19554-B	Perfect seal sealing compound - 1 pint	M 5387-A
8A 19556	Roof moulding seal - 3 oz	M 248
8A 19558	Sealer - radiator stop leak - 10 oz	
0A 19572	Grease - universal joint - six 8 oz tubes	
8A 19575	Grease - distributor - 4 oz tube	M 4601
8A 19580-A	Spring lubricating compound - 5 lb	M 4628
8A 19585-A	Grease - wheel bearing - 5 lb	M 4664
8A 19585-B	Grease - wheel bearing - 25 lb	M 4664

CHASSIS PARTS CATALOGUE

 <p>COOLING SYSTEM CLEANSER PINT—81A-1844Z</p>	 <p>WATER REPELLENT SOLUTION PINT—8A-19548-A</p>	 <p>CHROME CLEANER PINT—8A-19522</p>	 <p>POLISHING WAX 8 OZ.—8A-19534</p>	 <p>PASTE CLEANER 14 OZ.—8A-19528-C</p>	 <p>BLACK TOP DRESSING 1/2 PINT—8A-19505</p>	 <p>BLACK TOP DYE QUART—8A-19510-A</p>
 <p>LIQUID CLEANER PINT—8A-19520-A GALLON—8A-19520-B</p>	 <p>SHOCK ABSORBER FLUID PINT—8A-19541-A GALLON—8A-19541-B</p>	 <p>ANTI-FREEZE (REGULAR) 1 GALLON—8A-19544-B 54 GALLON—8A-19544-A</p>	 <p>ANTI-FREEZE (PERMANENT) 1 GALLON—8A-19548</p>	 <p>FOAM UPHOLSTERY CLEANER PINT—8A-19526-A GALLON—8A-19526-B</p>	 <p>CLEANER AND POLISH PINT—8A-19518-A GALLON—8A-19518-B</p>	
 <p>HYDRAULIC BRAKE FLUID PINT—8A-19542-C GALLON—8A-19542-D</p>	 <p>BODY POLISH PINT—8A-19530-A GALLON—8A-19530-B</p>	 <p>CLEANER WAX POLISH PINT—8A-19519-A GALLON—8A-19519-B</p>	 <p>FOAM CAR WASHING SOLUTION QUART—8A-19524-A GALLON—8A-19524-B</p>	 <p>FORD LIQUID GLAZE CLEANER 8 OZ.—8A-19520-D 16 OZ.—8A-19520-E GALLON—8A-19520-F</p>	 <p>FORD LIQUID GLAZE SEALER 8 OZ.—8A-19532-A 16 OZ.—8A-19532-B GALLON—8A-19532-C</p>	
 <p>SPRING LUBRICATING COMPOUND 5 LB.—8A-19580-A</p>	 <p>RUBBER CEMENT 5 OZ.—8A-19552-A</p>	 <p>BLACK ENAMEL QUART—M-165</p>	 <p>TOUCH-UP BLACK 1/2 PINT—M-111-B</p>	 <p>TIRE REPAIR KIT 40-17012-B</p>	 <p>ALL-WEATHER WINDSHIELD WASHER SOLUTION 6 OZ.—8A-19550</p>	 <p>WHEEL BEARING GREASE 5 LB.—8A-19585-A</p>
	 <p>ROOF MOLDING SEAL 3 OZ.—8A-19556</p>	 <p>RUST INHIBITOR (EMULSION TYPE) PINT—8A-19546-C</p>	 <p>PERFECT SEAL SEALING COMPOUND PINT—8A-19554-B</p>	 <p>DISTRIBUTOR GREASE 4 OZ.—8A-19575</p>		

FINISH OF STANDARD PARTS

(BOLTS, SCREWS, NUTS, WASHERS, Etc.)

The "S" suffix on numbers covering Standard Parts represents the finish of the part as shown by the following list:

SUFFIX	FINISH	SUFFIX	FINISH
S	Plain	S15	Oxidized
S2	Raven finish	S16	Lead coated
S3	Black Japan	S18	Case hardened
S4	Raven finish and black paint	S19	Brass plate
S5	Copper plate	S20	Cement coated
S6	Nickel plate	S21	Lacquer for identification
S7	Cadmium plate	S22	Chrome plate—Butler finish
S8	Zinc plate	S23	Rustless steel—head polished
S10	Tinned	S24	Hot tin coated
S12	Lacquer to match trim	S29	Clear enamel over bright zinc
S13	Chrome plated	S30	Gold tinted enamel over bright zinc
S14	Nickel plate—Butler finish	S31	Cadmium with zinc

DECIMAL EQUIVALENTS OF PARTS OF AN INCH

1/64.....015625	11/32.....34375	43/64.....671875
1/32.....03125	23/64.....359375	11/16.....6875
3/64.....046875	3/8.....375	45/64.....703125
1/16.....0625	25/64.....390625	23/32.....71875
5/64.....078125	13/32.....40625	47/64.....734375
3/32.....09375	27/64.....421875	3/4.....75
7/64.....109375	7/16.....4375	49/64.....765625
1/8.....125	29/64.....453125	25/32.....78125
9/64.....140625	15/32.....46875	51/64.....796875
5/32.....15625	31/64.....484375	13/16.....8125
11/64.....171875	1/2.....5	53/64.....828125
3/16.....1875	33/64.....515625	27/32.....84375
13/64.....203125	17/32.....53125	55/64.....859375
7/32.....21875	35/64.....546875	7/8.....875
15/64.....234375	9/16.....5625	57/64.....890625
1/4.....25	37/64.....578125	29/32.....90625
17/64.....265625	19/32.....59375	59/64.....921875
9/32.....28125	39/64.....609375	15/16.....9375
19/64.....296875	5/8.....625	61/64.....953125
5/16.....3125	41/64.....640625	31/32.....96875
21/64.....328125	21/32.....65625	63/64.....984375
		1.....1.



CHASSIS PARTS CATALOGUE

PART NUMBER	PART NAME	NO. REQ'D	MODEL	YEAR 19
Wheels, Hubs and Drums				
A 1012-A	Nut (hub bolt)-1/2"-20 (1 1/8" x 11/16")	20	Pass,Comm	28
A 1012-B	Nut (hub bolt)-1/2" (1 1/16" x 13/16")	20	Pass,Comm	28-31
B 1012	Nut (hub bolt)-1/2"-20 (.62" x .82")	20	(Pass 1932-48) (Comm & 122" 3/4 ton truck 1932-47)	32-48
A 1015-B	Wheel assy-specify color-21"-use with A-1105-B4	5	Pass,Comm	28-29
A 1015-D	Wheel assy-specify color-19"	5	Pass,Comm	30-31
+AA 1015-A	Wheel assy	5	Trucks	28-29
+AA 1015-E	Wheel (steel spoke)	5	Trucks	31
B 1015	Wheel assy-specify color-18"	5	Pass,Comm	32
+BB 1015-C	Wheel assy-use with BB-1099-C - 20" x 5"	5	Trucks	30-33
BB 1015-D	Wheel assy-use with BB-1099-C - 20" x 5"	5or7	Trucks with full floating axle except 122"	33-47
BB 1015-E	Wheel assy-use with BB-1099-D - 20" x 6"	5	Trucks with full floating axle	33-37
40 1015-A	Wheel assy-specify color	5	Pass,Comm	33-34
48 1015-A	Wheel assy-specify color	5	Pass,Comm	35
51 1015-A	Wheel assy-20"x7"-single rear wheels only-does not include flange-used with 7.00x20,7.50x20,8.25x20 tires	3	Trucks except 122"	38-47
68 1015-A	Wheel assy-specify color-16"x4"	5	(90 HP Pass & Comm 1936-39)(60 HP 1937- 39)(60 HP Station Wagon 1937-38)	36-39
70 1015-A	Wheel assy-18"x7"-does not include flange	5	(AA 1931)(Trucks with full floating axle 1933-34)	31-34
70 1015-C	Wheel assy-18"x8"-use with 9.00x18 and 9.75x18 tires-does not include flange	2	Trucks except 122"	38-47
81T 1015	Wheel assy-20"x6"-does not include flange	5or7	Trucks except 122"	38-44
91D 1015	Wheel assy-16"x5"	5	122" 3/4 Ton Truck	39-47
91T 1015-A	Wheel assy-20"x7"-when dual rear wheels are used with 7.00x20,7.50x20,8.25x20 tires	7	Trucks except 122"	39-47
11A 1015	Wheel assy-16"x4"-specify color-use with 6.00x16 & 6.50x16 tires	5	(Pass 1940-48) (Comm 1940-42)	40-48
11Y 1015-A	Wheel assy-17"x6"-does not include ring-use with 7.00x17 6 ply & 7.50x17 8 ply tires	5	122" 1 Ton Truck	38-47
11Y 1015-B	Wheel assy-17"x5"-does not include ring	5	122" 1 Ton Truck	38-42
21T 1015	Wheel assy-18"x7"-does not include flange	5or7	(134"-158" Trucks 1942-44)(101"-194" Trucks 1944)	42-44
8C 1015	Wheel assy-16"x4.50"-use with 6.00x16 & 6.50x16 tires	5	Comm	45-47
68 1034	Clip (wheel spider hub cap)	25	(Pass & Comm 1936-39)(122" 3/4 Ton Truck 1939-47)	36-47
	351961-S Rivet (clip to wheel) -3/16" x 19/64"	25	(Pass & Comm 1936-39)(122" 3/4 Ton Truck 1939-47)	36-47
82Y 1034	Clip (wheel spider hub cap)	25	122" 1 Ton Truck	38-47
	60955-S Rivet (clip to wheel)-3/16" x 5/8"	25	122" 1 Ton Truck	38-47
BB 1099-B	Flange (wheel rim)-use with BB-1015-B-split type- 18"x7"	5	Trucks	31-37
BB 1099-C	Flange (wheel rim)-use with BB-1015-D-solid type- 20"x5"	5or7	Trucks except 122"	32-47
BB 1099-D	Flange (wheel rim)-use with 81T-1015-solid type- 20"x6"	5or7	Trucks except 122"	34-44
+BBF 1099-A	Flange (disc wheel rim)-split type	5	Trucks	28-32

† . No Longer Supplied

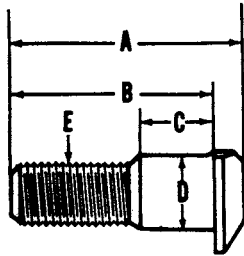


CHASSIS PARTS CATALOGUE

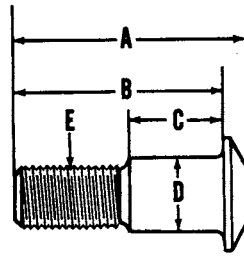
PART NUMBER	PART NAME	NO. REQ'D	MODEL	YEAR
51 1099-A	Flange (wheel rim)-use with 51-1015-A,91T-1015-A	3to7	Trucks except 122"	19
70 1099-A	Flange (wheel rim)-use with 70-1015-A & 21T-1015-18" x 7"	5or7	Trucks except 122"	34-47
70 1099-C	Flange (front wheel rim)-use with 70-1015-C	2	Trucks except 122"	38-47
82Y 1099-A	Ring (wheel rim)-use with 11Y-1015-A-17" x 6"	5	122" 1 Ton Truck	38-47
82Y 1099-B	Ring (wheel rim)-use with 11Y-1015-B-17" x 5"	5	122" 1 Ton Truck	38-42
AA 1102-A	Hub and brake drum assy (front)-RH-I.D. of drum 11"	1	Trucks	28-29
AA 1102-E	Hub and brake drum assy (front)-RH-I.D. of drum 14"-use with AA 1015-E	1	Trucks	31
BB 1102-A	Hub and brake drum assy (front)-RH-I.D. of drum 14"	1	Trucks	30-34
BB 1102-B	Hub and brake drum assy (front)-RH-I.D. of drum 14"	1	Trucks with full floating axle	34
51 1102-A	Hub and brake drum assy (front)-RH-one piece design-I.D. of drum 14"	1	Trucks	35
51 1102-B	Hub and brake drum assy (front)-RH-I.D. of drum 14"	1	Trucks	35-37
81T 1102	Hub and brake drum assy (front)-RH-I.D. of drum 15.12"	1	Trucks except 122"	38
82Y 1102	Hub and brake drum assy (front)-RH-use with 78-3105-I.D. of drum 12"	1	122" 1 Ton Truck	38-40
91T 1102	Hub and brake drum assy (front)-RH-I.D. of drum 14"	1	Trucks except 122"	39-47
59Y 1102	Hub and brake drum assy (front)-RH-I.D. of drum 12"-use with 01Y-3105,21Y-3105	1	122" 1 Ton Truck	40-47
AA 1103-A	Hub and brake drum assy (front)-LH-I.D. of drum 11"	1	Trucks	28-29
AA 1103-E	Hub and brake drum assy (front)-LH-I.D. of drum 14"-use with AA-1015-E	1	Trucks	31
BB 1103-A	Hub and brake drum assy (front)-LH-I.D. of drum 14"	1	Trucks	30-34
BB 1103-B	Hub and brake drum assy (front)-LH-I.D. of drum 14"	1	Trucks with full floating axle	34
51 1103-A	Hub and brake drum assy (front)-LH-one piece design-I.D. of drum 14"	1	Trucks	35
51 1103-B	Hub and brake drum assy (front)-LH-I.D. of drum 14"	1	Trucks	35-37
81T 1103	Hub and brake drum assy (front)-LH-I.D. of drum 15.12"	1	Trucks except 122"	38
82Y 1103	Hub and brake drum assy (front)-LH-use with 78-3106-I.D. of drum 12"	1	122" 1 Ton Truck	38-40
91T 1103	Hub and brake drum assy (front)-LH-I.D. of drum 14"	1	Trucks except 122"	39-47
59Y 1103	Hub and brake drum assy (front)-LH-I.D. of drum 12"-use with 01Y-3106,21Y-3106	1	122" 1 Ton Truck	40-47
A 1105-B4	Hub and brake drum assy (front)-cast design	2	Pass,Comm	28-31
B 1105	Hub and brake drum assy (front)	2	Pass,Comm	32-34
48 1105	Hub and brake drum assy (front)	2	Pass,Comm	35
68 1105-A2	Hub and brake drum assy (front)	2	Pass,Comm	36
21A 1105-A	Hub and brake drum assy (front)-I.D. of drum 12"-replaced by 51A-1105-A	2	Pass,Comm	40-45
51A 1105-A	Hub and brake drum assy (front)-I.D. of drum 12"	2	(Pass 1940-48) (Comm 1940-47)	40-48
59D 1105-A	Hub and brake drum assy (front)-I.D. of drum 12"	2	122" 3/4 Ton Truck	39-47
59D 1105-A	Hub and brake drum assy (front)-I.D. of drum 12"	2	Pass,Comm	37-39



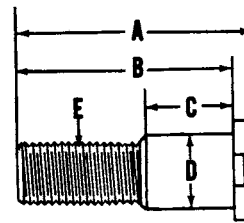
CHASSIS PARTS CATALOGUE



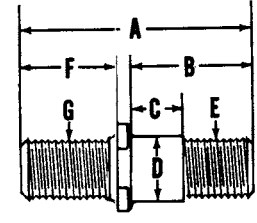
Type 1



Type 2



Type 5



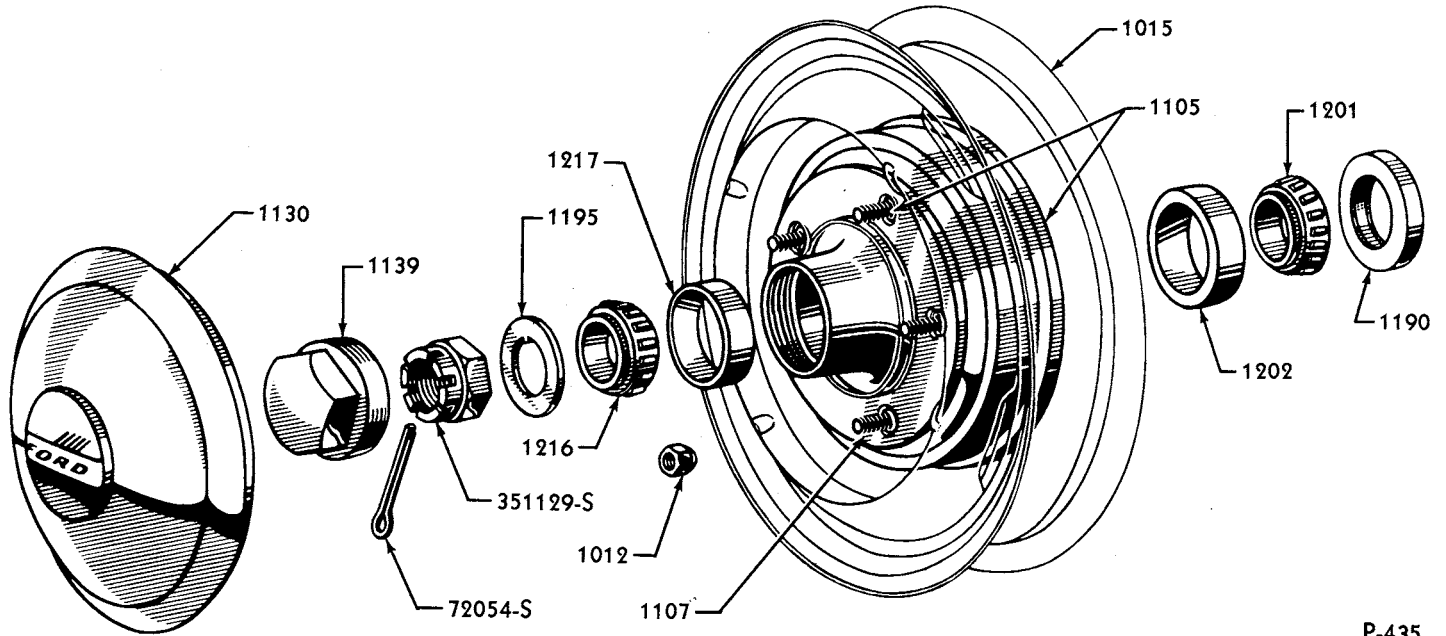
Type 6

WHEEL HUB BOLTS AND STUDS

PART NUMBER	TYPE	A	B	C	D	E	F	G	THREAD	HEAD DIAMETER	QUANTITY REQUIRED	MODEL	YEAR 19__
AA 1107-A	1	2.12	1.93	.95	.88	3/4"-16			RH	1.38	5	Trucks-Front replaced by AA-1118-A	28-29
AA 1107-B	1	1.94	1.75	.78	.88	3/4"-16			RH	1.38	5	Trucks-Front	28-29
AA 1107-D	6	2.84	1.50	.65	.78	3/4"-16	1.18	3/4"-16	RH	.87 x 1.06	5	Trucks-Front	30-31
B 1107	1	1.44	1.19	.38	.62	1/2"-20				1.00	10 or 20	(Pass,Comm-Front & Rear 1928-35) (Pass,Comm-Rear 1937)	28-37
BB 1107-B	5	2.00	1.75	.65	.88	3/4"-16			RH	1.16 x 1.62	5	Trucks-Front	32-35
51 1107	1	2.50	2.25	1.03	.88	3/4"-16			RH	1.36	5 or 10	(Trucks-Front 1935-47)(122" 1 Ton Truck-Front & Rear 1938-47)	35-47
68 1107	1	1.56	1.36	.58	.56	1/2"-20				.94	20	(Pass-Front & Rear 1936-48) (Comm-Front & Rear 1936-47) (122" 3/4 Ton Truck-Front & Rear, 1939-47)	36-48
78 1107	1	1.46	1.26	.52	.56	1/2"-20				.94	20	(Comm-Front & Rear 1939)(122" 3/4 Ton Truck-Front & Rear 1940-47)	39-47
91D 1107	1	2.18	1.98	1.23	.56	1/2"-20				.94	10	122" 3/4 Ton Truck-Front & Rear	40-47
01A 1107-A	1	1.38	1.18	.43	.56	1/2"-20				.94	10	(Pass-Front & Rear 1940-48) (Comm-Front & Rear 1940-47)	40-48
01A 1107-B	2	1.46	1.26	.43	.62	1/2"-20				.94	5	(Pass-Front & Rear 1941-48) (Comm-Front & Rear 1942-47)	41-48
01A 1107-C	2	1.48	1.28	.51	.62	1/2"-20				.94	5	(Pass-Front & Rear 1941-48) (Comm-Front & Rear 1942-47)	41-48
51A 1107	2	1.52	1.26	.47	.62	1/2"-20				.94	10	(Pass-Front 1946-48)(Comm-Front 1946-47)	46-48
AA 1108-A	1	2.12	1.93	.95	.88	3/4"-16			LH	1.38	5	Trucks-Front	28-29
AA 1108-B	1	1.94	1.75	.78	.88	3/4"-16			LH	1.38	5	Trucks-Front	28-29
AA 1108-D	6	2.84	1.50	.65	.78	3/4"-16	1.18	3/4"-16	LH	.87 x 1.06	5	Trucks-Front	30-31
BB 1108-B	5	2.00	1.75	.65	.88	3/4"-16			LH	1.16 x 1.62	5	Trucks-Front	32-35
51 1108	1	2.50	2.25	1.03	.88	3/4"-16			LH	1.36	5 or 10	(Trucks-Front 1935-47)(122" 1 Ton Truck-Front & Rear 1938-47)	35-47

PART NUMBER	PART NAME	NO. REQ'D	MODEL	YEAR 19__
BB 1109	Screw(rear axle shaft pull)-7/16"-14 x 1.12"overall -tapped hole in head-use with hub cap	4	Refer to BB-4235-B (Trucks with full floating axle-except 122")	34-37
01T 1109	Screw (rear axle shaft pull)-7/16"-14 x 1.12"overall -use without hub cap	4	Refer to BB-4235-B(Trucks except 122")	37-47
AA 1113-A	Hub and brake drum assy (rear)-RH	1	Trucks without emergency brakes	28-29
+AA 1113-F3	Hub and brake drum assy (rear)-RH	1	Trucks	30-31
BB 1113-A	Hub and brake drum assy (rear)-RH	1	Trucks	32-34

† No Longer Supplied



PASSENGER FRONT WHEEL HUB, BEARING, CAP, ETC.

P-435

Basic numbers only shown on illustration. Order by Part Numbers shown in list of parts.

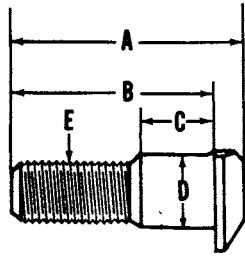
PART NUMBER	PART NAME	NO. REQ'D	MODEL	YEAR 19__
† BB 1113-D	Hub and brake drum assy (rear)-RH-use in pairs only-cast steel	1	Trucks with full floating axle	34
51 1113-A	Hub and brake drum assy (rear)-RH	1	Trucks	35-37
81T 1113-A	Hub and brake drum assy (rear)-RH-I.D. of drum 15.125"	1	Trucks except 122"	38
82Y 1113	Hub and brake drum assy (rear)-RH-I.D. of drum 15.125"	1	122" 1 Ton Truck	38
91T 1113	Hub and brake drum assy (rear)-RH-I.D. of drum 15"	1	Trucks except 122"	39
92Y 1113	Hub and brake drum assy (rear)-RH-I.D. of drum 14"	1	122" 1 Ton Truck	39-47
01T 1113	Hub and brake drum assy (rear)-RH-I.D. of drum 15"	1	Trucks except 122"	40-47
AA 1114-A	Hub and brake drum assy (rear)-LH	1	Trucks without emergency brakes	28-29
AA 1114-F3	Hub and brake drum assy (rear)-LH	1	Trucks	30-31
BB 1114-A	Hub and brake drum assy (rear)-LH	1	Trucks	32-34
BB 1114-D	Hub and brake drum assy (rear)-LH-use in pairs only-cast steel	1	Trucks with full floating axle	34-37
51 1114-A	Hub and brake drum assy (rear)-LH	1	Trucks	35-37
	33838-S7 Nut (rear hub bolt)-3/4"-16	10	Trucks	30-37
81T 1114-A	Hub and brake drum assy (rear)-LH-I.D. of drum 15.125"	1	Trucks except 122"	38
82Y 1114	Hub and brake drum assy (rear)-LH-I.D. of drum 15.125"	1	122" 1 ton truck	38
91T 1114	Hub and brake drum assy (rear)-LH-I.D. of drum 15"	1	Trucks except 122"	39
92Y 1114	Hub and brake drum assy (rear)-LH-I.D. of drum 14"	1	122" 1 Ton Truck	39-47
01T 1114	Hub and brake drum assy (rear)-LH-I.D. of drum 15"	1	Trucks except 122"	40-47
	352728-S Stud (rear hub)-for anchoring axle shaft-7/16"-14 & 7/16"-20 x 1 25/32"	16	Trucks	34-47
	351025-S7 Nut-7/16"-20			
	34808-S8 Lockwasher-7/16"			
	353052-S5 Plug (rear hub grease hole)-1/8" x 3/8"	2	Trucks	34-47

† No Longer Supplied

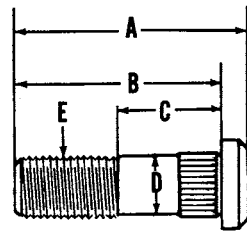


CHASSIS PARTS CATALOGUE

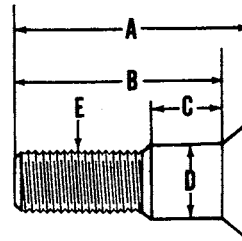
PART NUMBER	PART NAME	NO. REQ'D	MODEL	YEAR 19__
A 1115-B	Hub and brake drum assy (rear) I.D. of drum 11"	2	Pass, Comm	28-31
B 1115	Hub and brake drum assy (rear)-I.D. of drum 12"	2	Pass, Comm	32-34
48 1115-A	Hub and brake drum assy (rear)-I.D. of drum 12"	2	Pass, Comm	35
78 1115-C	Hub and brake drum assy (rear)-I.D. of drum 12"	2	Pass, Comm	36-39
91D 1115	Hub and brake drum assy (rear)-I.D. of drum 12"	2	122" 3/4 Ton Truck	39-47
21A 1115-A	Hub and brake drum assy (rear)	2	(Pass 1940-48) (Comm 1940-47)	40-48



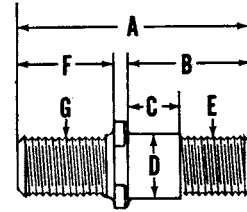
Type 1



Type 3



Type 4



Type 6

REAR WHEEL HUB BOLTS AND STUDS

PART NUMBER	TYPE	A	B	C	D	E	F	G	THREAD	HEAD DIAMETER	QUANTITY REQUIRED	MODEL	YEAR 19__
A 1118	4	1.09	.88	.22	.62	1/2"-20				.94	10	Pass & Comm	28-31
AA 1118-A	1	2.12	1.93	.84	.88	3/4"-16			RH	1.50	5	Trucks	28-29
AA 1118-C	6	3.06	1.72	.88	.78	3/4"-16	1.18	3/4"-16	RH	.87 x 1.06	5	Trucks	30-31
AA 1118-E	6	3.84	2.50	1.65	.78	3/4"-16	1.18	3/4"-16	RH	.87 x 1.06	5	Trucks	30-31
B 1118	1	1.68	1.43	.53	.62	1/2"-20				1.00	10	Pass & Comm	32-34
BB 1118	6	3.16	1.82	1.03	.78	3/4"-16	1.18	3/4"-16	RH	.87 x 1.06	5	Trucks	32-37
48 1118	1	1.80	1.56	.53	.62	1/2"-20				1.00	10	Pass & Comm	35
68 1118	3	1.40	1.16	.58	.50	1/2"-20				.74	10	Pass & Comm	36
81T 1118	1	2.62	2.37	1.18	.88	3/4"-16			RH	1.36	5	Trucks Except 122"	38-47
AA 1119-A	1	2.12	1.93	.84	.88	3/4"-16			LH	1.50	5	Trucks	28-29
AA 1119-C	6	3.06	1.72	.88	.78	3/4"-16	1.18	3/4"-16	LH	.87 x 1.06	5	Trucks	30-31
AA 1119-E	6	3.84	2.50	1.65	.78	3/4"-16	1.18	3/4"-16	LH	.87 x 1.06	5	Trucks	30-31
BB 1119	6	3.16	1.82	1.03	.78	3/4"-16	1.18	3/4"-16	LH	.87 x 1.06	5	Trucks	32-37
81T 1119	1	2.62	2.37	1.18	.88	3/4"-16			LH	1.36	5	Trucks Except 122"	38-47

PART NUMBER	PART NAME	NO. REQ'D	MODEL	YEAR 19__
	†A-21922-AS7 Nut (front and rear hub stud)-3/4"-16	20	AA	28-29
	33838-S7 Nut (rear hub bolt)-3/4"-16	10	Trucks	30-37
AA 1120-A	Nut (hub bolt)-RH thread-3/4"-16 (1 7/16" x 1 1/8")	10	Trucks	28-29
	Nut (spare wheel carrier)-3/4"-16 (1 7/16" x 1 1/8")	2	Trucks	28-29
BB 1120	Nut (single disc wheel)-RH thread-3/4"-16 (7/8" x 1 1/2")	10 or 20	Trucks except 122"	30-47
	Nut (spare wheel carrier)	2	Refer to 1458 (Trucks except 122" and Dump)	38-47
82Y 1120	Nut (wheel)-RH thread-3/4"-16 (3/4" x 1 1/8")	10	122" 1 Ton Truck	38-47
	Nut (spare wheel carrier)	2	122" 1 Ton Truck	38-47

† No Longer Supplied



CHASSIS PARTS CATALOGUE

PART NUMBER	PART NAME	NO. REQ'D	MODEL	YEAR 19_____
AA 1121-A	Nut (hub bolt)-LH thread-3/4"-16 (1 7/16" x 1-1/8")	10	Trucks	28-29
BB 1121	Nut (single disc wheel)-IH thread-3/4"-16 (7/8" x 1 1/2")	10 or 20	Trucks except 122"	30-47
82Y 1121	Nut (wheel)-LH thread-3/4"-16 (3/4" x 1 1/8")	10	122" 1 Ton Truck	38-47
BB 1124-A	Washer (rear wheel bearing nut)-O.D. 2"-I.D. 1 9/32"	2	Trucks	30-34
BB 1124-B	Washer (rear wheel bearing nut lock)-O.D. 3.80"	2	Trucks with full floating axle except 122"	34-40
61 1124	Washer (rear wheel bearing nut lock)-O.D. 2.76"	2	122" Truck	38-47
01T 1124	Washer (rear wheel bearing nut lock)-O.D. 3.38"	2	Trucks except 122"	40-47
A 1130-D	Cap (wheel hub)	5	Pass & Comm	30-31
+AA 1130-A	Cap (wheel hub)-use with AA-1015-A	5	Trucks	28-29
B 1130	Cap (wheel hub)	5	Pass,Comm (4 cyl)	32-33
+BB 1130-A	Cap (rear wheel hub)	2	Trucks	30-34
40 1130-C	Cap (wheel hub)	4	Pass,Comm (4 cyl)	34
48 1130-A	Cap (wheel hub)	4	Pass,Comm	33-35
82Y 1130	Cap (wheel hub)-replaced by 11Y-1130-A	4	122" 1 Ton Truck	38-40
91A 1130-B	Cap (wheel hub)	4	(Pass,Comm 1936-39)(122" 3/4 Ton Truck except express 1939-40)(122" 3/4 Ton Truck 1941-47)	36-47
11D 1130-A	Cap (wheel hub)-replaced by 91A-1130-B	4	122" 3/4 Ton Truck	41-47
11Y 1130-A	Cap (wheel hub)	4	122" 1 Ton Truck	38-47
21A 1130-A	Cap (wheel hub)	4	Pass & Comm	42-45
51A 1130-A	Cap (wheel hub)-Rustless Steel	4	(Pass,Comm 1940-41)(Pass,Comm 1946-47)	40-47
6A 1130-A	Cap (wheel hub)	4	Pass	47-48
BB 1131-A	Cap (front wheel hub)	2	Trucks	30-34
81T 1131	Cap (front wheel hub)	2	Trucks except 122"	38
BB 1132	Nut (dual rear wheel)-inner-RH thread-Stamped "R"	5	Trucks except 122"	30-47
BB 1133	Nut (dual rear wheel)-inner-LH thread-Stamped "L"	5	Trucks except 122"	30-47
BB 1134	Nut (dual rear wheel)-outer-RH thread-Stamped "R"	5	Trucks except 122"	30-47
BB 1135	Nut (dual rear wheel)-outer-LH thread-Stamped "L"	5	Trucks except 122"	30-47
B 1139	Cap (front wheel hub grease)-inner	2	Pass,Comm	31-35
68 1139	Cap (front wheel hub grease)-inner-with threads	2	Pass,Comm,122" Truck	36-45
91T 1139	Cap (front wheel hub & grease)	2	Trucks except 122"	39-47
51A 1139	Cap (front wheel hub grease)-inner-without threads	2	(Pass 1946-48)(Comm,122" Truck 1945-47)	45-48
BB 1142-B	Adapter (rear wheel hub stud)	16	Refer to BB-4235-B (Trucks with full floating axle)	34-47
BB 1144-A	Gasket (rear axle shaft)-I.D. 4"-O.D. 5.53"	2	Refer to BB-4235-B (Trucks with full floating axle-except 122")	34-47
61 1144	Gasket (rear axle shaft)-I.D. 3.35"-O.D. 4.70"	2	Refer to 61-4235 (122" Truck)	38-47
AA 1175-A	Retainer assy (rear wheel grease)-3.88" O.D.	2	Trucks	28-29
B 1175	Retainer (rear wheel grease)-3.19" O.D.	2	Pass,Comm	28-38
BB 1175-A	Retainer assy (rear wheel grease)-4" O.D.	2	Trucks	30-34
BB 1175-B	Ring (rear wheel grease retainer)-inner-use with BB-1176-B-3.24" O.D.	2	Trucks with full floating axle	34
BB 1175-C	Retainer (rear wheel grease)-4.56" O.D.	2	Trucks with full floating axle except 122"	34-47
61 1175	Retainer (rear wheel grease)-3.60" O.D.	2	122" 1 Ton Truck	38-47
78 1175-A	Retainer (rear wheel grease)-2.84" O.D.	2	(Pass 1938-48) (Comm 1938-47)	38-48
91D 1175	Retainer (rear wheel grease)-3.48" O.D.	2	122" 3/4 Ton Truck	39-47

† No Longer Supplied



CHASSIS PARTS CATALOGUE

PART NUMBER	PART NAME	NO. REQ'D	MODEL	YEAR 19
BB 1176-B	Cup (rear wheel grease retainer)-inner-4.57" O.D.	2	Trucks with full floating axle	34
†AA 1180-A	Ring (rear wheel grease retainer)-4 1/16" O.D.	2	Trucks	28-29
B 1180	Snap ring (transmission main drive gear bearing retainer)-3 11/32" O.D.	1	Refer to A 7025 (Pass,Comm)	29
B 1180	Snap ring (rear wheel grease retainer)-3 11/32" O.D.	2	Pass,Comm	28-38
†BB 1180 A	Ring (rear wheel grease retainer)-4 3/16" O.D.	2	Trucks	30-34
BB 1180-C	Snap ring (rear wheel grease retainer)-4.80" O.D.	2	Trucks with full floating axle except 122"	34-47
61 1180	Snap ring (rear wheel grease retainer)-3.84" O.D.	2	1 Ton Truck	38-47
78 1180	Snap ring (rear wheel grease retainer)-3" O.D.	2	(Pass 1938-48) (Comm 1938-47)	38-48
B 1183	Gasket (rear wheel hub)-I.D..62"-O.D..98"-thick .12"	2	(Pass 1928-48) (Comm 1928-47)	28-48
	351505-S18 Washer (rear hub grease retainer)-5/8"	2	(Pass 1928-48)(Comm 1928-47)	28-48
68 1184-A	Washer (rear wheel bearing thrust)-3.18" O.D.	2	Pass,Comm	36-38
78 1184-A	Washer (rear wheel bearing thrust)-2.80" O.D.-9/16" thick	2	Pass,Comm	38-40
78 1184-B	Washer (rear wheel bearing thrust)-2.80" O.D.-3/8" thick	2	(Pass 1940-48) (Comm 1940-47)	40-48
†AA 1190-A	Cap (front hub dust)-2.61" O.D.-1.77" I.D.-5/16" thick	2	Trucks	28-29
B 1190	Cap (front hub dust)-2.48" O.D.-1.62" I.D.-5/16" thick	2	Pass,Comm	28-34
BB 1190	Cap (front hub dust)-2.98" O.D.-2." I.D.-5/16"thick	2	Trucks	30-37
48 1190-A	Retainer (front wheel grease)-2.68" O.D.	2	(Pass 1935-48)(Comm, 122" 3/4 Ton Truck 1935-47)	35-48
81T 1190	Retainer (front wheel grease)-3.50" O.D.	2	Trucks except 122"	38
91T 1190	Retainer (front wheel grease)-3.31" O.D.	2	Trucks except 122"	39-47
01Y 1190-A	Retainer (front wheel grease)-2.75" O.D.-use with 59Y-1102-3	2	122" 1 Ton Truck	40-47
B 1195	Washer (front hub grease retainer)-1.82" O.D.	2	(Pass 1928-48) (Comm, 122" Truck 1928-47)	28-48
BB 1195	Washer (front hub grease retainer)-1.95" O.D.	2	Trucks except 122"	28-47
†AA 1197	Retainer (front wheel outer bearing grease)-2.06" O.D.-1.27" I.D.-7/16" thick	2	Trucks	28-29
AA 1201-A	Cone and roller assy (front wheel inner bearing)	2	Trucks	28-29
B 1201	Cone and roller assy (front wheel inner bearing)	2	(Pass 1928-48) (Comm,122" 3/4 ton truck 1928-47)	28-48
BB 1201	Cone and roller assy (front wheel inner bearing)	2	Trucks	30-37
81T 1201	Cone and roller assy (front wheel inner bearing)	2	Trucks except 122"	38
01Y 1201	Cone and roller assy (front wheel inner bearing)- use with 59Y-1102 & 3	2	122" 1 Ton Truck	40-47
	68-4221 Cone and roller assy (front wheel inner bearing)	2	Trucks except 122"	39-47
AA 1202-A	Cup (front wheel inner bearing)	2	Trucks	28-29
B 1202	Cup (front wheel inner bearing)	2	(Pass 1928-48) (Comm, 122" 3/4 Ton Truck 1928-47)	28-48
B 1202	Cup (front wheel outer bearing)	2	Trucks except 122"	39-47
BB 1202	Cup (front wheel inner bearing)	2	Trucks	30-37
81T 1202	Cup (front wheel inner bearing)	2	Trucks except 122"	38
01Y 1202	Cup (front wheel inner bearing)	2	122" 1 Ton Truck	40-47
	68-4222 Cup (front wheel inner bearing)	2	Trucks except 122"	39-47

† No Longer Supplied



CHASSIS PARTS CATALOGUE

PART NUMBER	PART NAME	NO. REQ'D	MODEL	YEAR 19__
AA 1216-A	Cone and roller assy (front wheel outer bearing)	2	Trucks	28-29
B 1216	Cone and roller assy (front wheel outer bearing)	2	(Pass 1928-48) (Comm, 122" Truck 1928-47)	28-48
BB 1216	Cone and roller assy (front wheel outer bearing)	2	Trucks	30-37
81T 1216	Cone and roller assy (front wheel outer bearing)	2	Trucks except 122"	38
BB 1217	Cup (front wheel outer bearing)	2	Trucks	30-37
81T 1217	Cup (front wheel outer bearing)	2	Trucks except 122"	38
AA 1225-B	Bearing (rear wheel)-3" long	2	Trucks	28-29
B 1225-A	Bearing (rear wheel)-1 23/32" long	2	Pass,Comm	28-36
BB 1225-A	Bearing (rear wheel)-1 3/4" long	4	Trucks	31-34
68 1225-A	Bearing (rear wheel)-1 21/32" long	2	(Pass 1936-48) (Comm 1936-47)	36-48
91T 1216	Cone and roller assy (front wheel outer bearing)	2	Trucks except 122"	39-47
AA 1217-A	Cup (front wheel outer bearing)	2	Trucks	28-29
B 1217	Cup (front wheel outer bearing)	2	(Pass 1928-48) (Comm, 122" Truck 1928-47)	28-48
†AA 1236-A	Sleeve (rear wheel hub)-2 13/16"	2	Trucks	28-29
†AA 1236-B	Sleeve (rear wheel hub)-3 1/8"	2	Trucks	28-29
AA 1236-C	Sleeve (rear wheel hub)-4 1/8" long	2	Trucks	30-31
68 1236-A	Sleeve (rear wheel bearing)-2.81" I.D.-3.19" O.D. 1.71" long	2	Pass,Comm	36-38
BB 1239-A	Cup (rear wheel outer bearing)	2	Trucks with full floating axle except 122"	34-47
	BB-4222 Cup (rear wheel inner bearing)	2	Trucks with full floating axle except 122"	34-47
61 1239	Cup (rear wheel outer bearing)	2	122" 1 Ton Truck	38-47
	61-4222 Cup (rear wheel inner bearing)	2	122" 1 Ton Truck	38-47
91D 1239	Cup (rear wheel outer bearing)	2	122" 3/4 Ton Truck	39-47
BB 1240-A	Cone and roller assy (rear wheel outer bearing)	2	Trucks with full floating axle except 122"	34-47
	BB-4221-B Cone and roller assy (rear wheel inner bearing)	2	Trucks with full floating axle except 122"	34-47
	353047-AS7 Fitting (lubricator)	2	Trucks except 122"	30-39
61 1240	Cone and roller assy (rear wheel outer bearing)	2	122" 1 Ton Truck	38-47
	61-4221 Cone and roller assy (rear wheel inner bearing)	2	122" 1 Ton Truck	38-47
91D 1240	Cone and roller assy (rear wheel outer bearing)	2	122" 3/4 Ton Truck	39-47
91D 1243	Cup (rear wheel inner bearing)	2	122" 3/4 Ton Truck	39-47
91D 1244	Cone and roller assy (rear wheel inner bearing)	2	122" 3/4 Ton Truck	39-47
91D 1244	Cone and roller assy (rear wheel inner bearing)	2	122" 3/4 Ton Truck	39-47

† No Longer Supplied



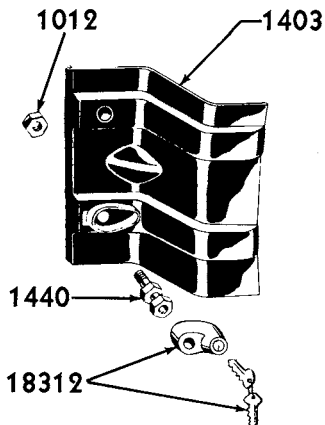
CHASSIS PARTS CATALOGUE

PART NUMBER	PART NAME	NO. REQ'D	MODEL	YEAR 19____
Carriers and Covers				
81Y 1350-A	Ring (spare tire cover)-inner-7.00 x 17 tire	1	1 Ton Panel	38-47
91C 1350-B	Ring (spare tire cover)-inner-6.00 x 16 tire	1	112" Panel	39
91CS 1350-A	Ring (spare tire cover)-inner-6.50 x 16 tire	1	(Pass 1935)(Comm 1935-38)(112"Panel 1939)	35-39
91D 1350	Ring (spare tire cover)-inner	1	3/4 Ton Panel	40-47
01C 1350	Ring (spare tire cover)-inner-6.00 x 16 tire	1	(Station wagon 1940-48) (112" panel,114" panel 1940-47)	40-48
+48 1351-A	Ring (spare wheel & tire)-outer-6.00 x 16 tire	1	(Pass 1935-37)(Comm 1936-37) (Sedan Delivery 1938) (112"-114" panel 1938-47) (Station wagon 1940-48)	35-48
+91CS 1351	Ring (spare tire cover)-outer-6.50 x 16 tire	1	(Pass 1935) (Comm 1936-38) (Sedan Delivery 1938) (112"-114" panel 1939-47) (Station wagon 1940-48)	35-48
91D 1351	Ring (spare tire cover)-outer	1	3/4 Ton Panel	40-47
48 1355	Moulding (spare tire cover inner ring)	1	Sedan Delivery,112" panel	38-39
81Y 1355-B	Moulding (spare tire cover inner ring)	1	122" Panel	38-42
48 1356	Retainer (spare tire cover moulding)	5or9	Pass,Comm	36
48 1356	Retainer (spare wheel & tire cover inner ring moulding)	9	Sedan Delivery,112" Panel	38-39
+81Y 1359-B	Clamp (spare tire cover inner ring moulding)	1	122" Panel	38-42
51A 1390-A	Plate assy (spare wheel & tire cover)-center	1	(Station Wagon 1946)(Comm except 80, 82,83-1941)	41-48
6A 1390-A	Plate assy (spare wheel & tire cover)-center	1	Station Wagon	47-48
81Y 1396-A	Ring (spare tire cover)-outer-7.00 x 17 tire	1	1 Ton Panel	38-47
81Y 1396-B	Ring (spare tire cover)-outer-7.50 x 17 tire	1	1 Ton Panel	38-47
91C 1398	Plate (spare wheel & tire cover)-center	1	(Comm 1939)(122" 3/4 Ton Express 1939-42) (122" 3/4 Ton Panel 1946-47)	39-47
01A 1398-A	Plate (spare wheel & tire cover)-center	1	(112"-114" Panel 1940-42)(112"-114" Pickup 1940-47)	40-47
01C 1398	Plate (spare wheel & tire cover)-center	1	112" -114" Panel & Pickup	40-42
21A 1398-B	Plate (spare wheel & tire cover)-center-zinc plated	1	Station Wagon	42
91C 1400	Flange (spare wheel carrier)	1	Comm. except platform	36-39
01C 1400	Flange (spare wheel carrier)	1	Comm except 80,82,83,78	40-41

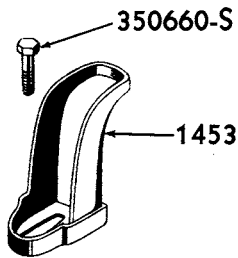
+ No Longer Supplied



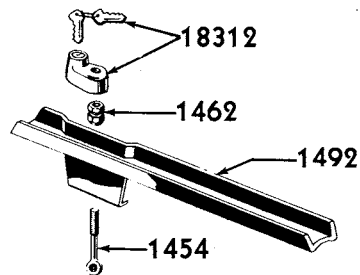
CHASSIS PARTS CATALOGUE



1937-39 SEDAN DELIVERY
(78 1403)



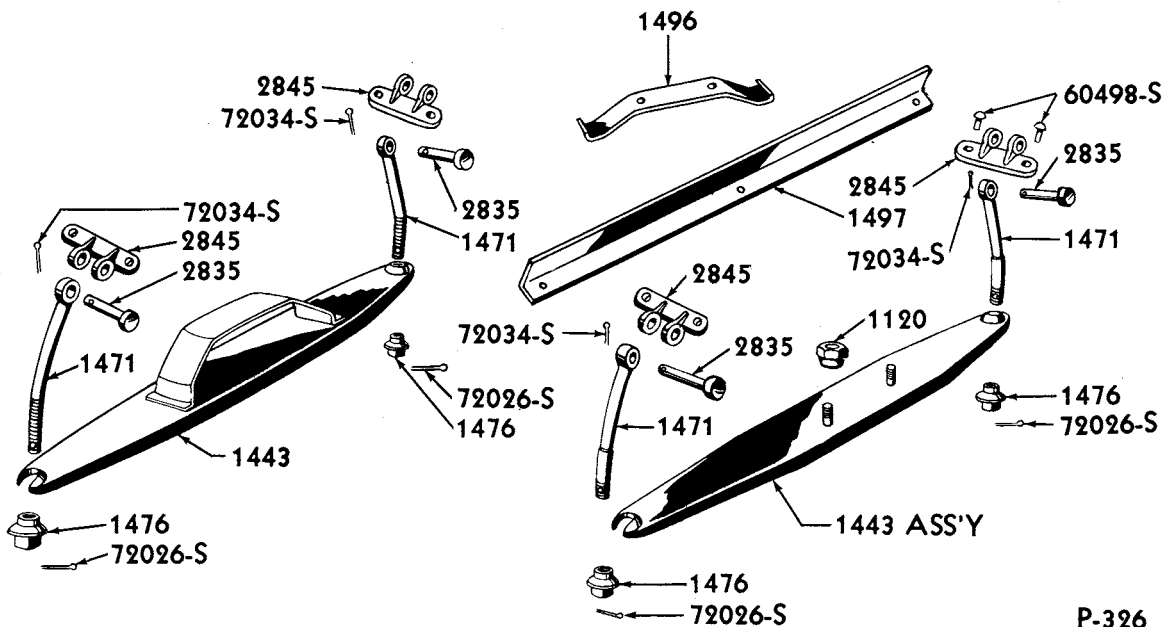
1940-47 SEDAN DELIVERY
(01A 1453)



1937-39 PASSENGER
(78 1492)

P-223

WHEEL CARRIERS



TRUCK WHEEL CARRIER

P-326

Basic numbers only shown on illustration. Order by Part Numbers shown in list of parts.

PART NUMBER	PART NAME	NO. REQ'D	MODEL	YEAR
78 1403	Support (spare wheel)-front-with spare wheel inside	1	Sedan Delivery	37-39
†AA 1404-B	Support (spare disc wheel carrier)-mounted on side	1	AA-85B	30-31
67 1404	Support (spare wheel carrier)-mounted on side	1	Comm except Platform & Racks	36-37
§§81C 1404	Support (spare wheel carrier)-mounted on side	1	Comm except 80, 820, 82, 83, 78	38-41
	351127-S Nut-castle (spare wheel carrier support to running board bracket)-3/4"-16	1	Comm except 80, 820, 82, 83	38-41
	72071-S Cotter pin -1/8" x 1 1/2"			
†A 1405-A	Support (spare wheel carrier)-15" long	1	Pass, Comm	28-30
40 1405	Support (spare wheel carrier)-mounted on side	1	Pass, Sedan Delivery, Station Wagon	33-34
	22214-S2 Bolt (support to frame)-3/8"-24 x 1"	4	Pass, Comm	32-34
	34030-S8 Nut-castle 3/8"-24			
	72015-S Cotter pin-1/16" x 3/4"			

§§ Used with 91C83 with wheel carrier assembled to running board support.

† No Longer Supplied



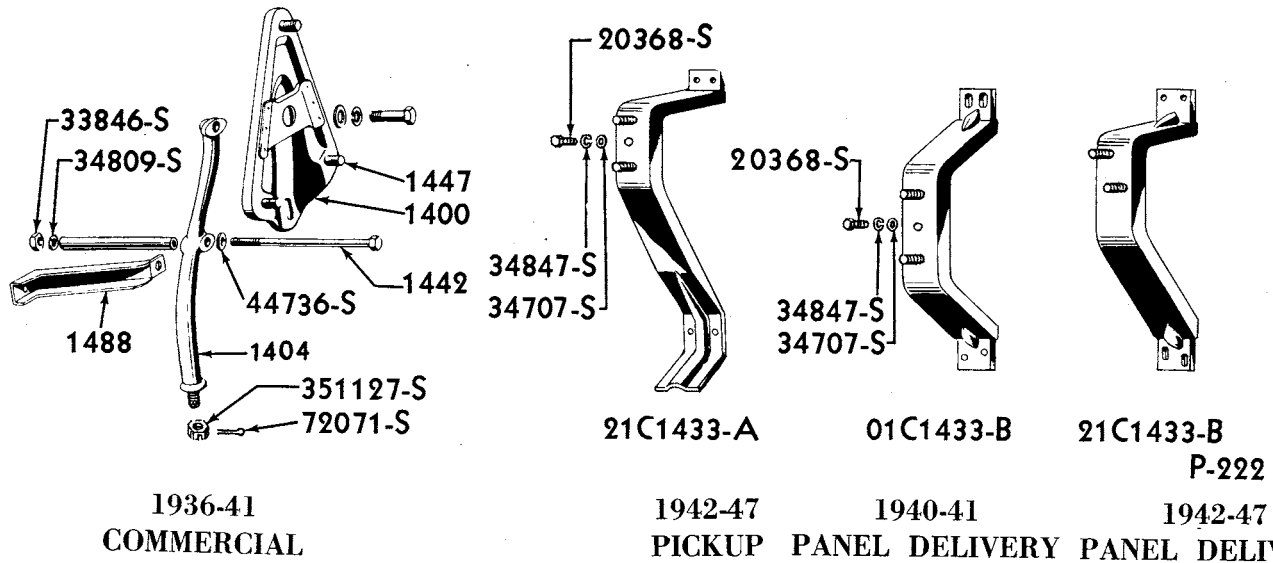
CHASSIS PARTS CATALOGUE

PART NUMBER	PART NAME	NO. REQ'D	MODEL	YEAR 19
†B 1408-A	Brace (spare wheel carrier support)-RH-mounted on side-1/2" thread	1	Pass, Comm	32
BB 1408-B	Brace (spare wheel carrier support)-mounted on side	1	BB-229A & All Dump Trucks	33-34
†46 1408	Brace (spare wheel carrier support)-RH-mounted on side	1	Comm except Sedan Delivery & Station	33-34
	34811 S2 Lockwasher-5/8"	2	Comm	33-34
	33850 S2 Nut-5/8"-18	1	Comm	33-34
	23513-S2 Bolt (support brace to cowl)-5/16"-18 x 2"	1	Comm	33-34
	33797-S7 Nut-5/16"-18			
	34846-S2 Lockwasher-5/16"			
77 1408	Bolt (spare wheel carrier support)-5 1/2" long	1	(112" Platform 1937-39)(Pickup 1940-41) (114" Platform 1942-47)	37-47
11U 1410	Carrier (spare wheel)	1	Trucks	42-47
77 1415	Bracket (spare wheel carrier support to cross sill)	2	112", 114" Platform	37-47
77 1416	Bracket (spare wheel carrier support to cross sill)-LH	1	112", 114" Platform	37-47
	350573-S2 Bolt (bracket to spare wheel carrier)-3/8"-24 x 6"	1	112", 114" Platform	37-47
	34030-S9 Nut-castle-3/8"-24			
	72005-S8 Cotter pin-1/8" x 1/2"			
11D 1418	Support (spare wheel & tire)	1	122" 3/4 Ton Panel	41-47
21A 1428	Washer (spare wheel clamp)	1	21A72A, B, 69A71, 69A76, 6GA76	42-48
81Y 1429	Carrier (spare wheel)	1	122" 1 Ton Express	42-47
21D 1429	Carrier (spare wheel)	1	122" 3/4 Ton Express	42-47
51 1432	Arm (spare wheel carrier)-use with tire sizes up to and including 7.00 x 20	2	Dump Truck	35-42
11U 1432	Arm (spare wheel carrier)-use with 7.50x20 8 ply, 34x7 10 ply, 8.25x20, 8.25x18, 9.00x18 10 ply tires	2	Dump Truck	41-47
48 1433-A	Bracket assy (spare wheel carrier)	1	48-700, 730, 740, 750	35
†68 1433-A	Bracket (spare wheel carrier)	1	(68-700, 730, 740 without trunk, 750) (Sedan Delivery on rear door 1937-39)	36-39
68 1433-C	Bracket assy (spare wheel carrier)	1	Club Cabriolet	36
	24429-S7 Bolt (bracket to rear panel)-3/8"-24 x 1 1/4"	3	48, 68 except 780, 790	35-36
	24389-S8 Bolt (bracket to panel)-3/8"-24 x 1"	4	Pass	33-34
	34847-S8 Lockwasher-3/8"			
77 1433	Carrier assy (tire)	1	112" Platform	37-39
81A 1433	Bracket (spare wheel carrier)	1	Station Wagon	38-39
81Y 1433-B	Bracket (spare wheel carrier)	1	122" 1 Ton Express	38-41
	26516-S2 Bolt (spare wheel carrier bracket thru side panel to side sill)-5/16"-18 x 3/4"	2	122" 1 Ton Express	38-41
	34096-S8 Nut-5/16"-18			
	34846-S2 Lockwasher-5/16"			

† No Longer Supplied



CHASSIS PARTS CATALOGUE



1936-41
COMMERCIAL

1942-47

PICKUP

1940-41

PANEL DELIVERY

1942-47

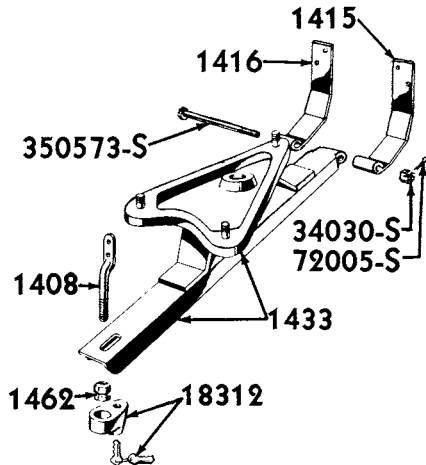
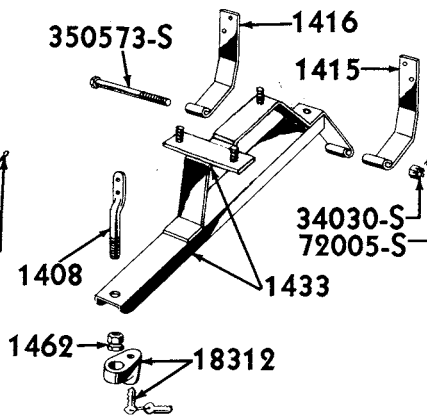
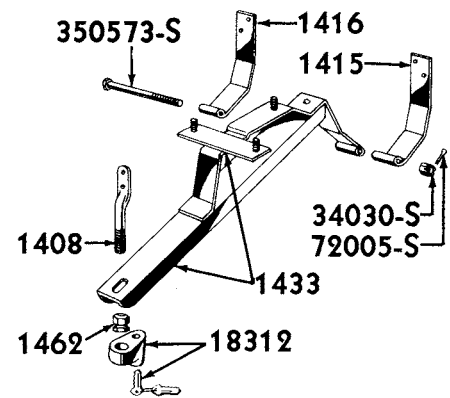
PANEL DELIVERY

COMMERCIAL WHEEL CARRIERS

Basic numbers only shown on illustration. Order by Part Numbers shown in list of parts.

PART NUMBER	PART NAME	NO. REQ'D	MODEL	YEAR
91C 1433-B	Carrier (spare wheel)	1	3/4 Ton Panel	39-47
91D 1433	Carrier (spare wheel)	1	3/4 Ton Express	39-41
92Y 1433	Carrier (spare wheel)	1	122" 1 Ton Panel	38-47
01C 1433-B	Carrier (spare wheel)	1	112" Panel	40-41
01C 1433-C	Carrier (spare wheel)	1	112" Platform	40-41
11C 1433-B	Carrier (spare wheel)	1	Pickup	40-41
21C 1433-A	Carrier (spare wheel)	1	Pickup	42-47
21C 1433-B	Carrier (spare wheel)	1	114" Panel	42-47
	20368-S7 Bolt (spare wheel carrier-3/8"-16 x 7/8"	1	(112" Panel 1940-41)(Pickup 114" Panel 1942-47)	40-47
	34707-S2 Washer-3/8"			
	34847-S8 Lockwasher-3/8"			
21C 1433-C	Carrier (spare wheel)	1	114" Platform	42-47
51A 1433	Bracket assy (spare wheel carrier)	1	Station Wagon	40-48
01A 1434-C	Bracket (spare wheel mounting)	1	01A67A,B	40
51 1437	Bolt (spare wheel carrier)-5/8"-18-overall length 10.25"	2	Dump Truck	35-47
48 1440	Bolt (spare wheel lock)-with spare wheel inside - 3/8"-24-overall length 2.08"	1	(48 & 68-780 with spare wheel inside-740 with trunk)-74 & 78-700, 720, 730, 740, 750 760B, 770B, 81A780, 91A78	35-39
	33800-S8 Nut-3/8"-24			
	34847-S8 Lockwasher-3/8"			
21C 1442	Eye-bolt (spare wheel carrier)-1/2"-20 length to center of eye 1.46"	2	Comm except 80,82,83	42-47
	33846-S8 Nut (spare wheel side carrier bolt)-1/2"-20	1	(112" Panel 1935)(112" Pickup 1936-37) (Comm except 80,82,83, 1938-47)	35-47
	44736-S Washer-1/2"			
	34809-S8 Lockwasher-1/2"			
51 1443-A	Channel (spare wheel carrier)-use with BB-1015-D,E, 81T-1015, 91T-1015 A & B	1	Trucks except 122" & Dump	35-47
51 1443-B	Channel assy (spare wheel carrier)-use with 18 x 7 wheels using 9.00-18, 8.25-18 & 32 x 7 tires & 20 x 7 wheels using 34 x 7 tires	1	Trucks	35-37

CHASSIS PARTS CATALOGUE


 1937-39 PLATFORM
(77 1433)

 1940-41 PLATFORM
(01C 1433-C)

 1942-47 PLATFORM
(21C 1433-C)

P-224

COMMERCIAL WHEEL CARRIERS

Basic numbers only shown on illustration. Order by Part Numbers shown in list of parts.

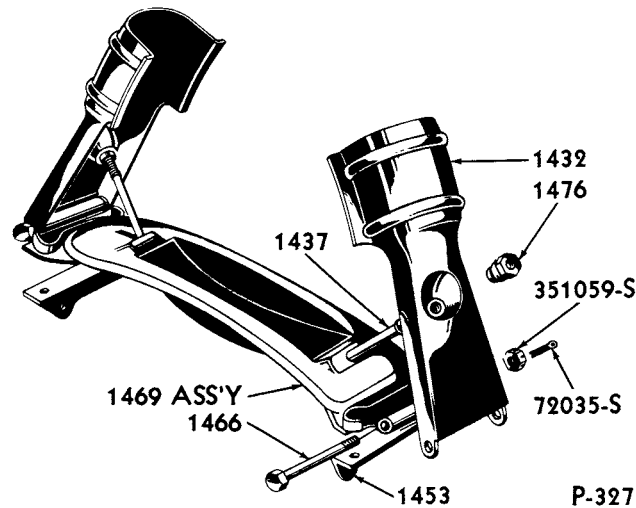
PART NUMBER	PART NAME	NO. REQ'D	MODEL	YEAR
51 1443-B	Channel assy (spare wheel carrier)-use with 51-1015-A & 70-1015-A & C	1	Trucks except 122" & Dump	35-47
82Y 1443	Channel (spare wheel carrier)	1	122" 1 Ton except 920,830,83,82,80	38-47
91D 1443	Channel (spare wheel carrier)	1	122" 3/4 Ton except 80,82,83	39-47
21C 1443-A	Channel (spare wheel carrier)	1	Comm except 80,82,83	42-47
59C 1443	Channel assy (spare wheel carrier)	1	Comm except 80,82,83	47
81Y 1446	Clamp (spare wheel)	1	122" Platform	39-47
11A 1446	Clamp (spare wheel)	1	Sedan Coupe	41-48
21A 1446	Clamp (spare wheel)	1	21A76,69A71,69A76,6GA76	42-48
B 1447	Bolt (spare wheel side carrier)-1/2"-20 x 29/32"	3	(Pass 1932-34)(Comm 1932-35)	32-35
40 1447	Bolt (spare wheel carrier)-1/2"-20 x .97"	2	Pass	33-35
68 1447	Bolt (spare wheel carrier)-1/2"-20-overall length 1"	3	(Pass 1936)(Comm 1936-39)(Station Wagon 1938-39)	36-39
68 1447	Bolt (spare wheel carrier)-1/2"-20-overall length 1"	3	Station Wagon	41
81Y 1447-A	Bolt (spare wheel carrier)-overall length 1.93"	2	(1 Ton Panel 1938-47)(1 Ton Express 1946-47)	38-47
81Y 1447-B	Bolt (spare wheel carrier)-overall length 2.44"	1	(1 Ton Panel 1938-47)(1 Ton Express 1946-47)	38-47
91A 1447-A	Bolt (spare wheel carrier bracket)-1/2"-20-overall length 2.05"	1	74 & 78-770A & B,760A (78-830 with spare wheel behind seat)81A760A,770C,91A76,77A B,01A67A,B,77A,B,11A70A,B,72,73A,B,1GA70A B,72,73A,B	37-41



CHASSIS PARTS CATALOGUE

PART NUMBER	PART NAME	NO. REQ'D	MODEL	YEAR 19__
91D 1447	Bolt (spare wheel carrier)-1/2"-20-overall length 1.76"	3	3/4 Ton Truck	40-47
91D 1447	Bolt (headlamp bracket to fender bracket)	1	Refer to 50 13126 (Pass 1933-35)(Comm, Trucks 1935-37)	33-37
01A 1447-B	Bolt (spare wheel carrier)-overall length 1.85"	1	Station Wagon	40-48
11A 1447-A	Bolt (spare wheel carrier)-overall length 2.55"-replaced by 91A-1447-A	1	Pass,Comm, 3/4 Ton Truck	41-48
40 1449	Stud (spare wheel carrier)-1/2"-13 & 1/2"-20 x 1.5"	1	(Pass,Comm 1930-35)(Trucks 1930-34)	30-35
81U 1453	Bracket (frame to spare wheel carrier)	2	Dump Truck except with 7.50x20 8 ply,7.50x20 x20,34x7,8.25x20,8.25x18,9.00x18 10 ply tires	38-42
01A 1453	Bracket (spare wheel hold down)	1	Sedan Delivery	40-47
	350660-S2 Bolt (spare wheel hold down bracket)-1/2"-20 x 3 1/4"	1	Sedan Delivery	40-47
11U 1453	Bracket (frame to spare wheel carrier)	2	Dump Truck with 7.50x20 8 ply,7.50x20, 34x7,8.25x20,8.25x18,9.00x18 10 ply tires	41-47
91A 1454-A	Bolt (spare wheel clamp)-length to center of eye 3.33"	1	Tudor & Fordor	39-40
BB 1458	Bolt (spare wheel carrier)-3/4"-16 x 1.69"	2	Trucks	30-34
51 1458-A	Bolt (spare wheel carrier)-3/4"-16 x 1 3/8"-use with 51-1443-A	2	Trucks except 122" & Dump	35-47
51 1458-B	Bolt (spare wheel carrier)-3/4"-16 x 3.30"-use with 51 1443-B	2	Trucks except 122"	35-47
	BB-1120 Nut (spare wheel carrier stud)- 3/4"-16 (7/8" x 1 1/2")	2	Trucks except 122" & Dump	38-47
8T 1459	Kit (spare wheel carrier)-mounted on cab-consists of 1-11U 1410 Carrier 2- 51 1466 Bolt 2- 51 1437 Bolt 2-72035-S7-8 Cotter pin 2- 51 1476-A Nut 2-351059-S Nut 2-11U 1432 Arm 4-33800-S8 Nut 4-3/8"-24 x 1 1/8" Bolt 4-3/8" Lockwasher	1	Trucks	42-47
77 1462	Nut (spare wheel carrier bolt)-1/2"-20(.82" x .82")	1	(77-800 1937)(01A70A,B,73A,B)(Comm 1939) (Pickup,122"Platform 1938-47)(Station Wagon 1940-48)	37-48
78 1462-A	Nut (spare wheel carrier bolt)-1/2"-20(1.16" x .75")	1	78-710,760A,770A,B,74-770A,81A760A,770C, 790,91A76 & 77,79,01A67A,B,01A77A,B,11A70, 72	37-41

Ford
CHASSIS PARTS CATALOGUE



DUMP TRUCK WHEEL CARRIER

Basic numbers only shown on illustration. Order by Part Numbers shown in list of parts.

PART NUMBER	PART NAME	NO. REQ'D	MODEL	YEAR 19 ____
78 1462-A	Nut (spare wheel carrier bolt)-1/2" 20(1.16" x .75")	1	Pass except Deluxe Sedan Delivery & Station Wagon	42-48
78 1462-B	Nut (spare wheel & tire lock bolt)-3/8"-24(.82" x .82")	1	74 & 78 700,720,730,740,750,760B (770 except when 74 or 78-830 is assembled) 81A700B,C,720,730B,C,740,750,760B,770A,B, 91A74,01A66	37-40
51 1466	Bolt (spare wheel carrier arm)-1/2"-20-overall length 8 7/16"	2	Dump Truck	35-47
	351059-S Nut-castle-1/2"-20	2	Dump Truck	35-47
	72035-S-7-8 Cotter pin-1/8" x 1"			
51 1469	Support assy (spare wheel carrier)	1	Dump truck except with 7.50 x 20 8 ply 7.50x20,34x7 10 ply 8.25x20,8.25x18,9.00 x18 10 ply tires	35-42
11U 1469	Support assy (spare wheel carrier)-with 7.50 x 20 8 ply, 7.50x20,34x7,8.25x18,9.00x18 10 ply tires	1	Dump Truck	41-47
	60459-S Rivet (spare wheel carrier support and hinge assy)- 3/8" x 15/16"	4	Dump Truck	35-37
51 1471-A	Bolt (spare wheel carrier hinge)-5/8"-18-overall length-7.65"-use with 51 1443-A	2	Trucks except Dump	35-37
51 1471-B	Bolt (spare wheel carrier hinge)-5/8"-18-overall length 12"-use with 30x5,6.00x20, 6.50x20, 7.00x 20, 32x6 8 ply, 8.25x18, 7.50x18, 32x7 tires-use with 51 1443-B	2	Trucks except 122" & Dump	35-47
	BB-2835 Pin (spare wheel carrier hinge bolt to bracket)-overall length 1-21/32"	2	(Trucks except Dump)(122" except 80,82,83)	35-47
	51-2845 Bracket (spare wheel carrier hinge bolt)	2	(Trucks except Dump)(122" except 80,82,83)	38-47
	22214-S2 Bolt (spare wheel carrier hinge bolt bracket to frame)- 3/8"-24 x 1" end drilled	4	Trucks	35-47
	34030-S8 Nut-castle-3/8"-24			
	72034-S Cotter pin-3/32" x 1"			
	72026-S Cotter pin-1/8" x 7/8"			

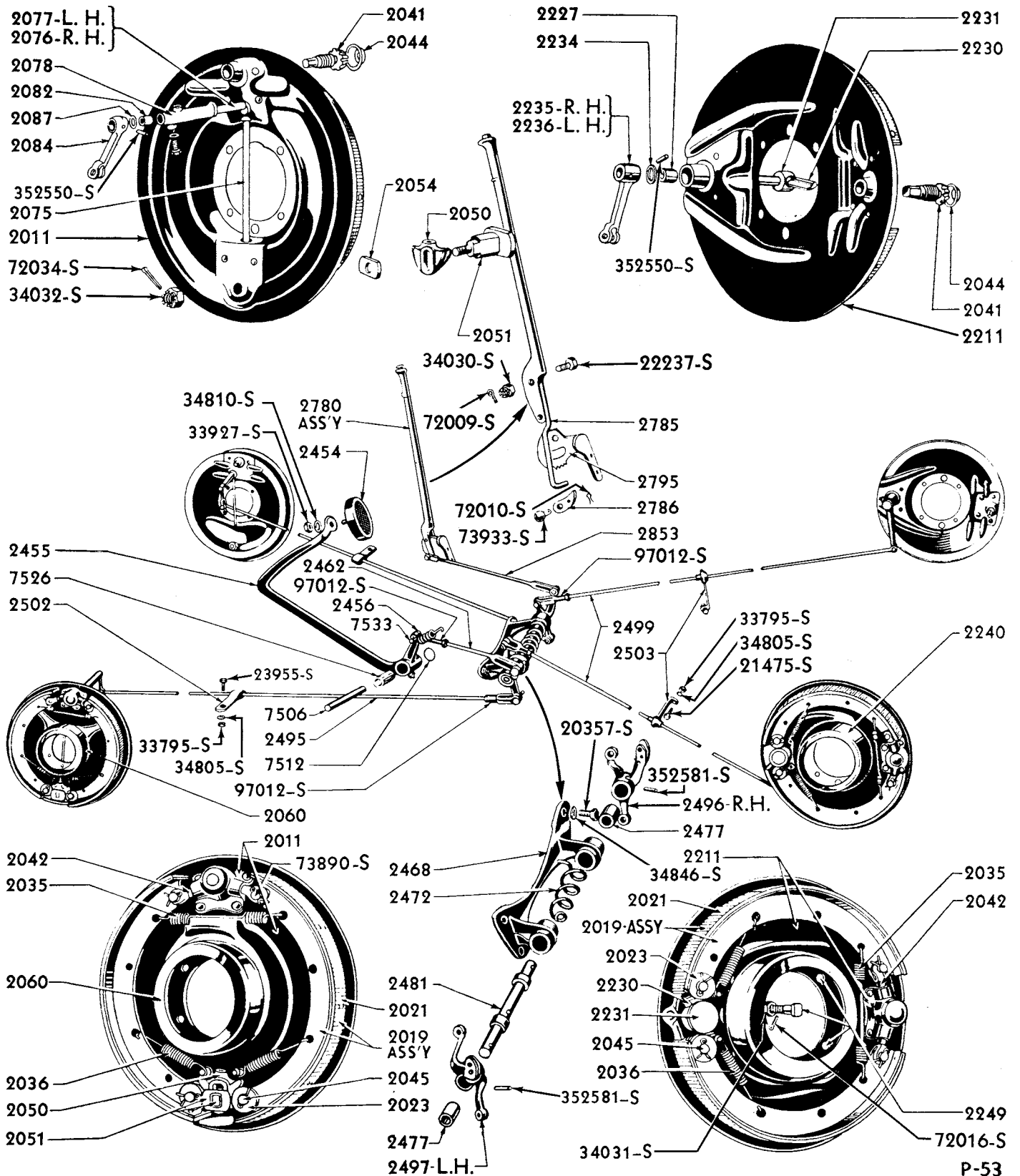


CHASSIS PARTS CATALOGUE

PART NUMBER	PART NAME	NO. REQ'D	MODEL	YEAR 19__
81T 1471	Bolt (spare wheel carrier hinge)-use with 34x7,7.50 x 20, 8.25 x 20, 9.00 x 18, 9.75 x 18 tires-5/8"-18 overall length 12 1/2"	2	Trucks except Dump	38-47
82Y 1471	Bolt (spare wheel carrier hinge)-5/8"-18-overall length 10 3/4"	2	1 Ton except 920,830,82,83,80	38-47
91D 1471	Bolt (spare wheel carrier hinge)-5/8"-18-overall length-9 1/2"	2	3/4 Ton except 80,82,83	39-47
21C 1471-A	Bolt (spare wheel carrier hinge)-1/2"-20 x 6"	2	Comm except 80,82,83	42-47
51 1476-A	Nut (spare wheel carrier hinge bolt)-5/8"-18	2	Trucks except panel	35-47
21C 1476-A	Nut (spare wheel carrier hinge bolt)-1/2"-20	2	Comm except 80,82,83	42-47
92Y 1481	Support (spare wheel carrier bracket)	1	1 Ton Panel	38-47
11D 1481	Support (spare wheel carrier bracket)	1	3/4 Ton Panel	39-47
21C 1488	Brace (spare wheel carrier bracket)	1	Pickup	42-47
78 1492	Bar (spare wheel & tire fastening)	1	74 & 78-700,720,730,740,750,760B,81A700B, C,720,730B,C,740,750,760B,91A74	37-39
01A 1492-A	Bar (spare wheel & tire fastening)	1	DeLuxe Convertible Club Coupe	40
01A 1492-B	Bar (spare wheel fastening)	1	DeLuxe Convertible Club Coupe	40
78 1495-A	Bolt (spare wheel & tire lock fastening)-thread 2.92" long	1	(Pass except Coupe 1937-38)(91A74 & 01A66 1939-40)	37-40
	72034-S Cotter pin (spare wheel & tire lock fastening bolt)-3/32" x 5/8"	1	(Pass except Coupe 1937-38)(91A74 & 01A66 1939-40)	37-40
78 1495-B	Bolt (spare wheel & tire lock fastening)-thread 1.12" long		78-770 except when 78-830 is assembled, 81A770A,B	37-38
51 1496-A	Stop (spare wheel carrier)-use with BB-1015-D,E	1	Trucks except Dump	35-37
51 1496-C	Stop (spare wheel carrier)-use with 18 x 7 wheel using 9.00x18,8.25x18 and 32x7 tires-use with 70-1015-A	1	Trucks	34-37
01T 1496-A	Stop (spare wheel carrier)-use with 20x5 & 20x6 wheels	1	Trucks except 122" & Dump	40-47
01T 1496-B	Stop (spare wheel carrier)-use with 18" dia. rim	1	Trucks except 122" & Dump	40-47
01T 1496-C	Stop (spare wheel carrier)-use with 20x5,20x6 & 20x7 wheels	1	Trucks except 122" & Dump	40-47
	24369-S8 Bolt (spare wheel carrier stop to stop support)-3/8"-24 x 7/8"	2	Trucks	35-47
	34847-S8 Lockwasher-3/8"			
51 1497-A	Support (spare wheel carrier stop)-use with 51-1443-A	1	Trucks except Dump	35-37
51 1497-B	Support (spare wheel carrier stop)-use with 51-1443-B-use with 7" wheel	1	Trucks	35-37
01T 1497	Support (spare wheel carrier stop)	1	(Comm except 82,83)(Trucks except 122" & Dump)	40-47
	24391-S7-8 Bolt (spare wheel carrier stop support to frame)-7/16"-20 x 1"	2	Trucks	35-47
	33802-S8 Nut-7/16"-20			
	34808-S8 Lockwasher-7/16"			
	60472-S Rivet (spare wheel carrier bracket and stop to No.5 cross member)-3/8" x 1"	5	Trucks	35-47
*AA 1498	Stop (spare wheel)-RH side	1	(AA-185B,197A,244A,330A)	31

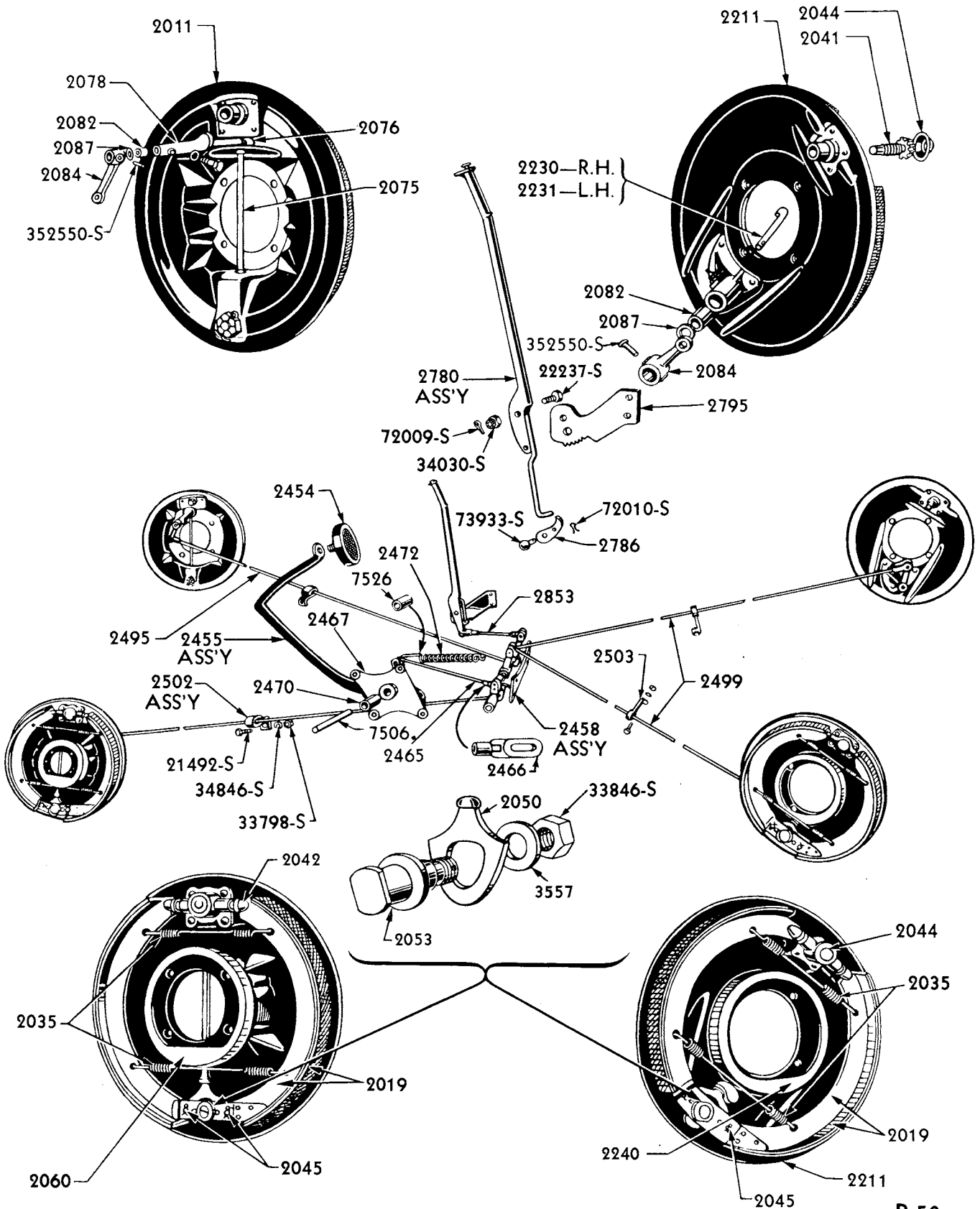
† No Longer Supplied

CHASSIS PARTS CATALOGUE



1933-34 PASSENGER AND COMMERCIAL BRAKE SYSTEM

Basic numbers only shown on illustration. Order by Part Numbers shown in list of parts.

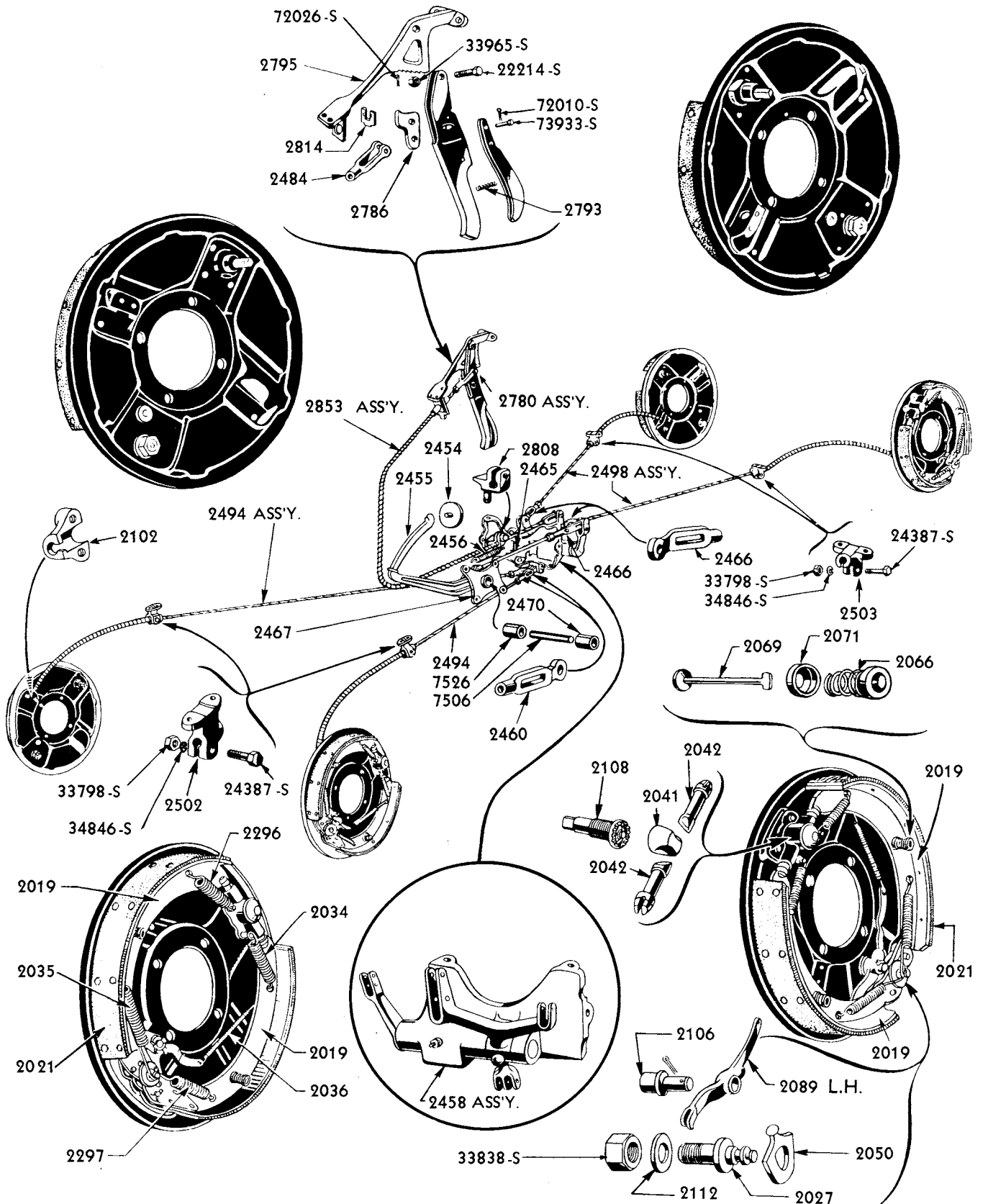


P-50

1935-36 PASSENGER AND COMMERCIAL BRAKE SYSTEM

Basic numbers only shown on illustration. Order by Part Numbers shown in list of parts.

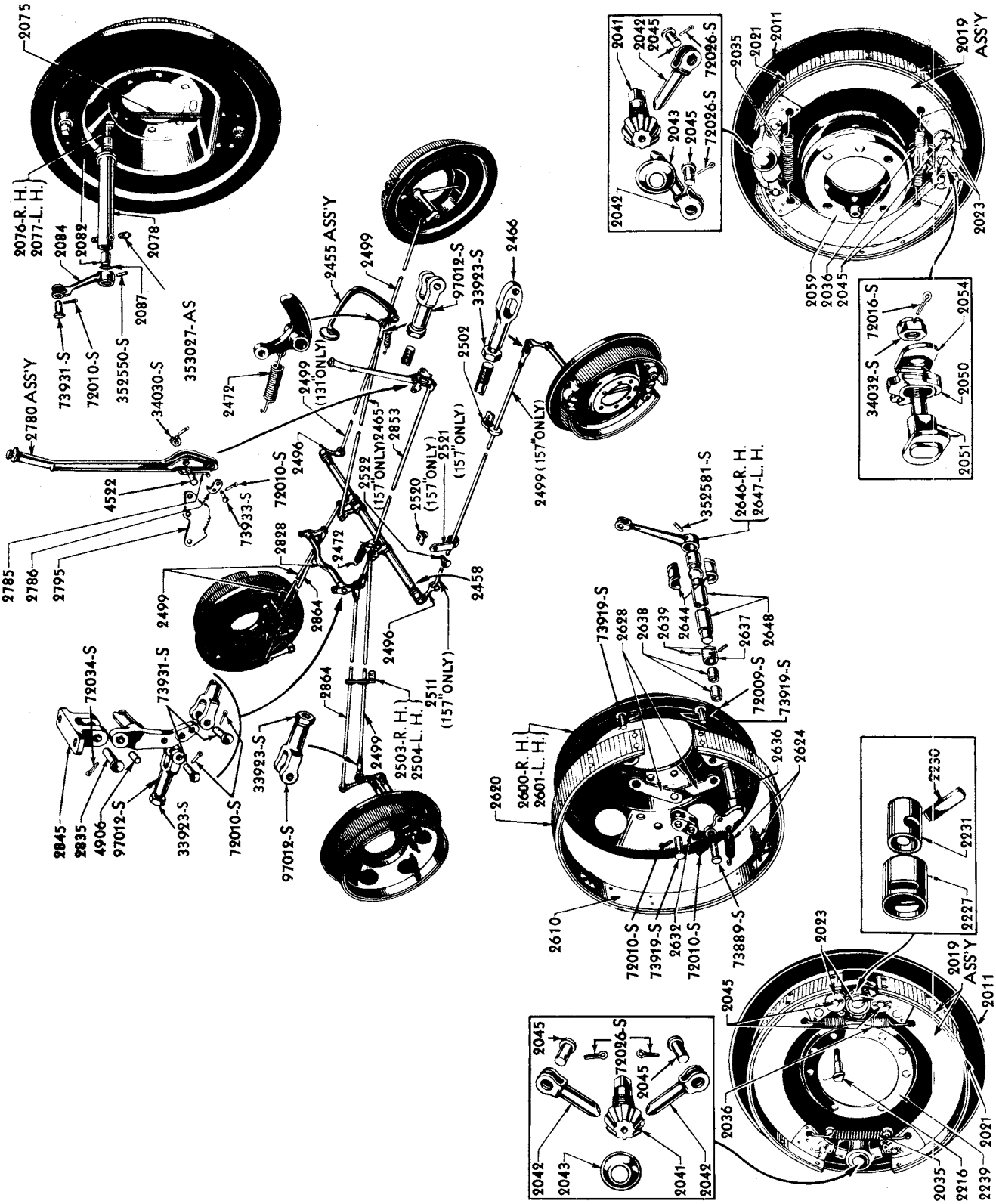
CHASSIS PARTS CATALOGUE



P-21

1937-38 PASSENGER AND COMMERCIAL BRAKE SYSTEM

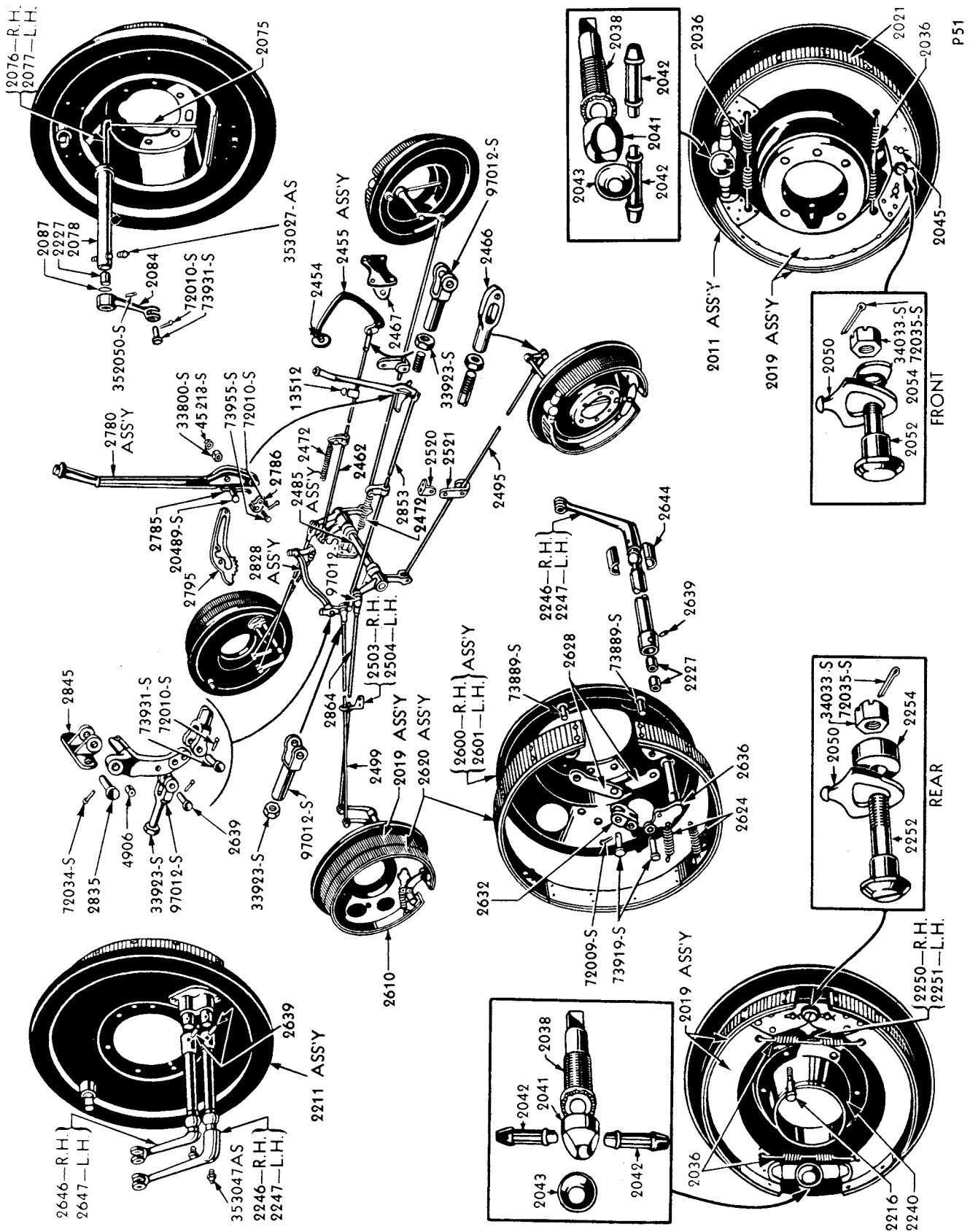
Basic numbers only shown on illustration. Order by Part Numbers shown in list of parts.



P-52

1932-34 TRUCK BRAKE SYSTEM

Basic numbers only shown on illustration. Order by Part Numbers shown in list of parts.

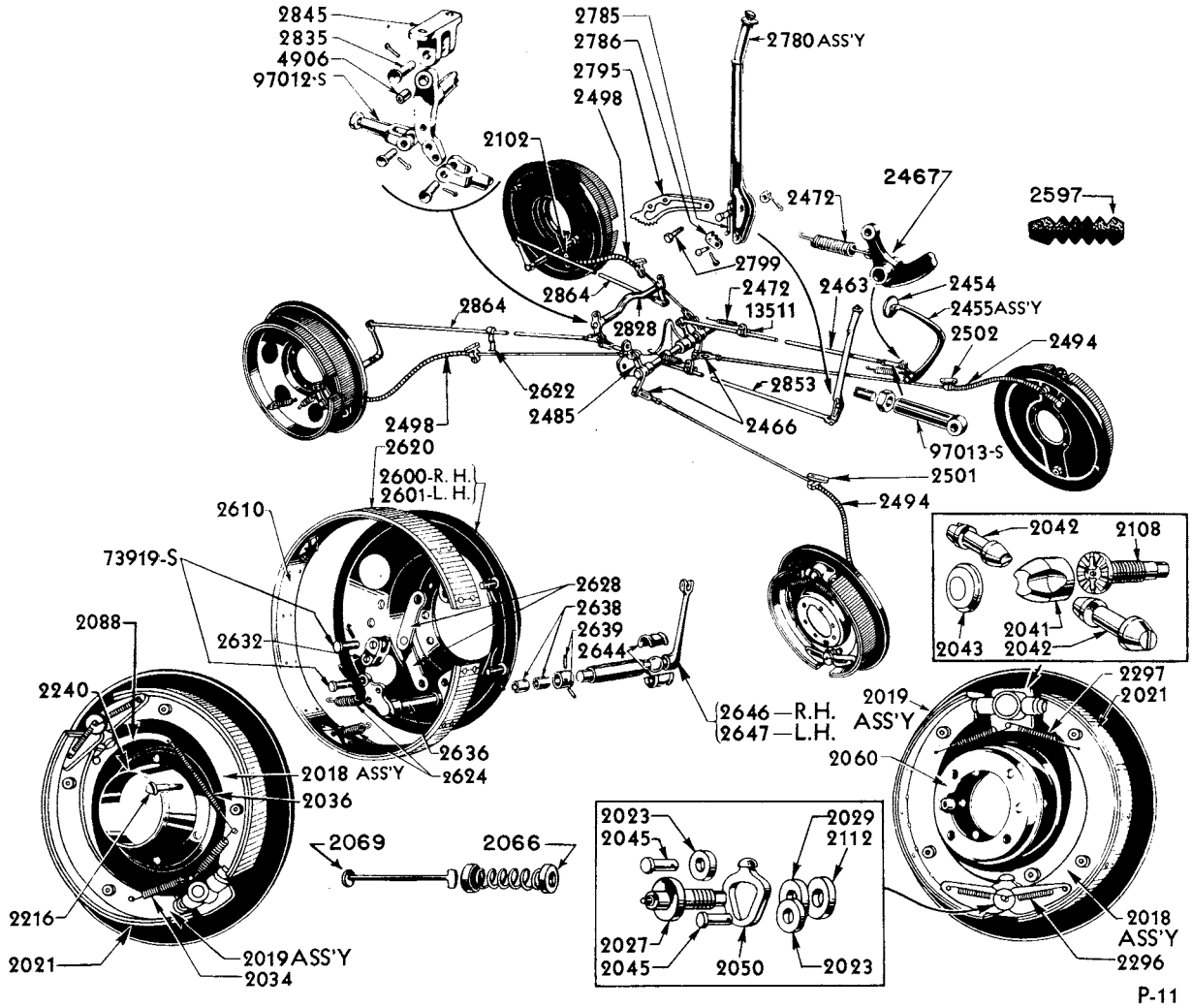


1935-37 TRUCK BRAKE SYSTEM

Basic numbers only shown on illustration. Order by Part Numbers shown in list of parts.



CHASSIS PARTS CATALOGUE



P-11

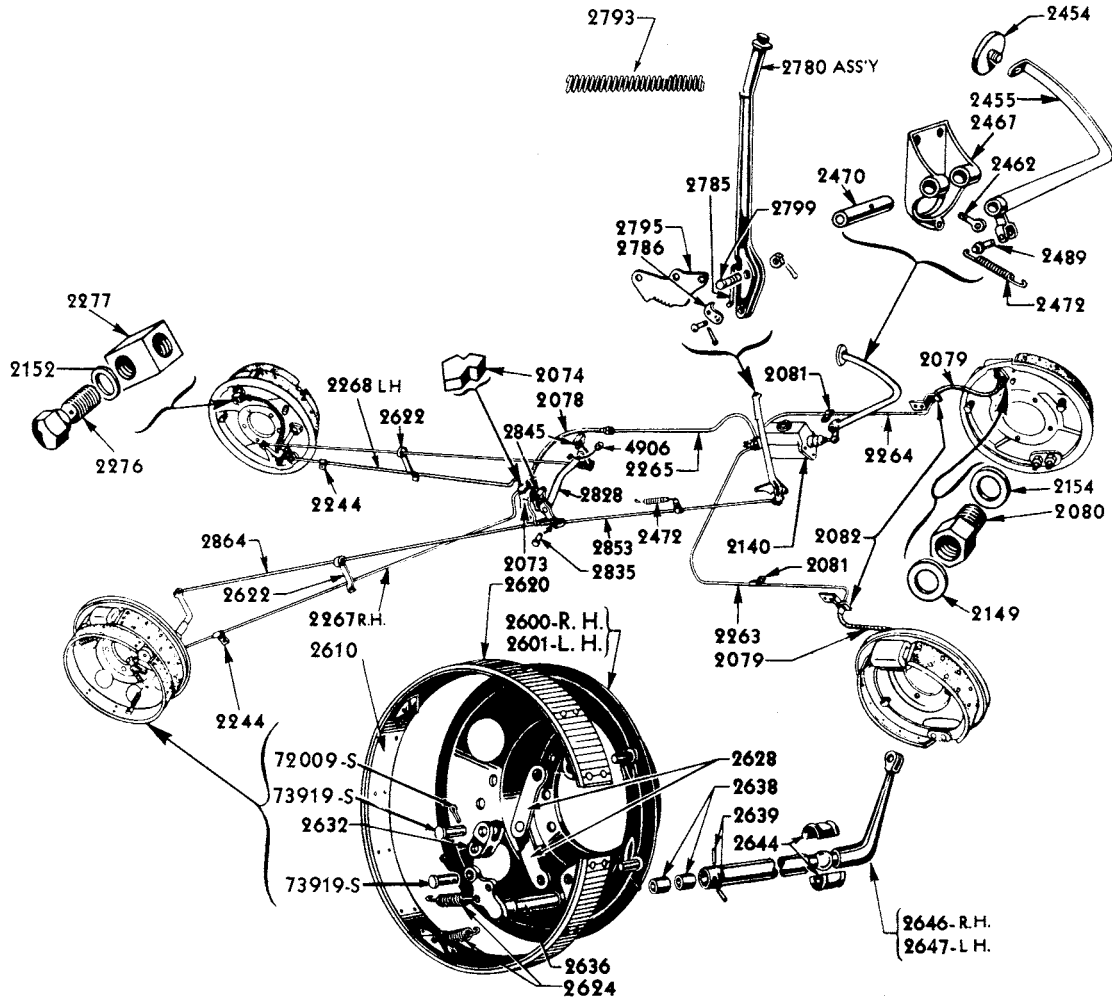
1938 TRUCK BRAKE SYSTEM

Basic numbers only shown on illustration. Order by Part Numbers shown in list of parts.

Service Brakes

PART NUMBER	PART NAME	NO. REQ'D	MODEL	YEAR
91A 2004-B	Kit (brake master cylinder repair)-formerly 91A-18370-use with 91A-2140-consists of 1-91A 2151 Gasket 1-91A 2152 Gasket 1-91A 2167 Gasket 1-91A 2169-A Piston 1-91A 2173-A Cup 1-91A 2174 Snap Ring 1-91A 2178 Valve 1-91A 2180-A Boot 1-91A 2188 Plate	1	(Pass 1939-48) (Comm 1939-47)	39-48
91T 2004-A	Kit (brake master cylinder repair)-formerly 91T-18370-A-consists of 1-91T 2169 Piston 1-91T 2173-A Cup 1-91T 2178 Valve 1-91T 2180-A Boot	1	Trucks	39-47
91T 2004-B	Kit (brake master cylinder repair)-consists of 1-91A 2151 Gasket 1-91T 2174 Ring 1-91A 2152 Gasket 1-91T 2178 Valve 1-91A 2167 Gasket 1-91T 2180-A Boot 1-91T 2169 Piston 1-91T 2186 Strap 1-91T 2173-A Cup 1-91T 2187 Strap 1-91T 2188 Plate	1	Trucks	39-47

CHASSIS PARTS CATALOGUE



P-710

1939 TRUCK BRAKE SYSTEM

Basic numbers only shown on illustration. Order by Part Numbers shown in list of parts.

PART NUMBER	PART NAME	NO. REQ'D	MODEL	YEAR
59T 2005-A	Booster assy (brake)-10 1/2" dia.-11 3/4" overall length- replaced by 8T 2005	1	Trucks except 122"	45-47
59T 2005-B	Booster assy (brake)-6 3/4" dia.-14 3/4" overall length	1	Trucks except 122"	45-47
8T 2005	Booster assy (brake)-10" dia.-11 7/8" overall length	1	Trucks except 122"	45-47
48 2007-C	Kit (brake lining)-consists of 8- 48 2021 Lining 88- Rivet	1	(Pass-Front & Rear 1935-36)(Comm-Front & Rear 1935-38)(122" 1 Ton Truck-Front 1938)	35-38
78 2007-C	Kit (brake lining)-consists of 8- 78 2021 Lining 88-351915-AS Rivet	1	Pass	37-38
91A 2007-C	Kit (brake lining)-consists of 4-01A 2021 Lining 4-01A 2022 Lining 74- 351915-AS Rivet	2	Pass	39-48
†A 2011	Plate assy (front brake housing) 22237-S7 Bolt-use with forged hub-3/8"-24 x 1 3/8"			
†B 2011	Plate assy (front brake housing)			
EB 2011	Plate assy (front brake housing)			

† No Longer Supplied

